

# GALAXY - I P

Portable Copy Router Machine



## Features

Used for cutting appropriate slots on aluminum and plastic profiles for mounting locks, grips, hinges, latches and opening channels.

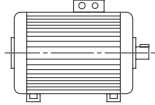
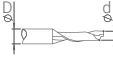
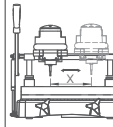
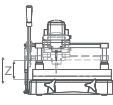
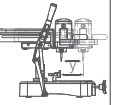

- Copy assembly matching the process
- Ability to open various channels independently of the copy assembly with profile gauges
- Ease of use and secure operation by ergonomic design

## Standard Equipment

- 5 mm milling cutter (1 pcs)
- Profile gauge (2 pcs)

## Optional Equipment

- Stand
- Conveyor
- Special copy assembly

											 		
HP kW	n	1~ Hz	I (230 V)	ø D	ø d	n	x	z	y	l x w x h (mm)			
1,5 1,1	3000 r.p.m	50 60	5 A	8 mm	5 mm	15350 r.p.m	210 mm	108 mm	105 mm	555 x 555 x 640 38 kg			