Buton de ventilație GEZE LTA

Instrucțiuni de montaj

Buton de ventilație GEZE LTA (LTA-24-AZ) pentru comanda DESCHIS/ÎNCHIS a ferestrelor de ventilație conectate la centralele de desfumare GEZE.

Cum se folosește: fiecare pagină reproduce desenele din documentul original al producătorului, iar alături / dedesubt găsiți traducerea în română a textelor și explicația pașilor, cu aceleași numere de figură.

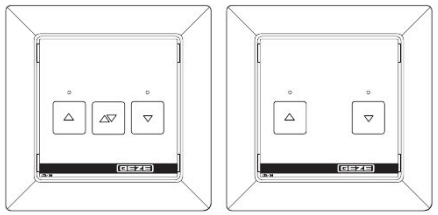

Lüftertaster LTA
Vent switch LTA

DE Montageanleitung
GB Installation instructions

123337-05

GEZE

Germany
GEZE Sonderkonstruktionen GmbH
Planiken 1
97944 Boxberg-Schweigern
Tel. +49 (0) 7930 9294 0
Fax +49 (0) 7930 9294 10
E-Mail: sk.de@geze.com

GEZE GmbH
Niederlassung Süd-West
Tel. +49 (0) 7152 203 594
E-Mail: leonberg.de@geze.com

GEZE GmbH
Niederlassung Süd-Ost
Tel. +49 (0) 7152 203 6440
E-Mail: muenchen.de@geze.com

GEZE GmbH
Niederlassung Ost
Tel. +49 (0) 7152 203 6840
E-Mail: berlin.de@geze.com

GEZE GmbH
Niederlassung Mitte/Luxemburg
Tel. +49 (0) 7152 203 6888
E-Mail: frankfurt.de@geze.com

GEZE GmbH
Niederlassung West
Tel. +49 (0) 7152 203 6770
E-Mail: essen.de@geze.com

GEZE GmbH
Niederlassung Nord
Tel. +49 (0) 7152 203 6600
E-Mail: hamburg.de@geze.com

GEZE Service GmbH
Tel. +49 (0) 1802 923392
E-Mail: service-info.de@geze.com

Austria
GEZE Austria
E-Mail: austria.at@geze.com
www.geze.at

Baltic States
GEZE GmbH Baltic States office
E-Mail: office-latvia@geze.com
www.geze.com

Benelux
GEZE Benelux B.V.
E-Mail: benelux.nl@geze.com
www.geze.be
www.geze.nl

Bulgaria
GEZE Bulgaria - Trade
E-Mail: office-bulgaria@geze.com
www.geze.bg

China
GEZE Industries (Tianjin) Co., Ltd.
E-Mail: chinasales@geze.com.cn
www.geze.com.cn

GEZE Industries (Tianjin) Co., Ltd.
Branch Office Shanghai
E-Mail: chinasales@geze.com.cn
www.geze.com.cn

GEZE Industries (Tianjin) Co., Ltd.
Branch Office Guangzhou
E-Mail: chinasales@geze.com.cn
www.geze.com.cn

GEZE Industries (Tianjin) Co., Ltd.
Branch Office Beijing
E-Mail: chinasales@geze.com.cn
www.geze.com.cn

France
GEZE France S.A.R.L.
E-Mail: france.fr@geze.com
www.geze.fr

Hungary
GEZE Hungary Kft.
E-Mail: office-hungary@geze.com
www.geze.hu

Iberia
GEZE Iberia S.R.L.
E-Mail: info@geze.es
www.geze.es

India
GEZE India Private Ltd.
E-Mail: office-india@geze.com
www.geze.in

Italy
GEZE Italia S.r.l
E-Mail: italia.it@geze.com
www.geze.it

GEZE Engineering Roma S.r.l
E-Mail: roma@geze.biz
www.geze.it

Poland
GEZE Polska Sp.z o.o.
E-Mail: geze.pl@geze.com
www.geze.pl

Romania
GEZE Romania S.R.L.
E-Mail: office-romania@geze.com
www.geze.ro

Russia
OOO GEZE RUS
E-Mail: office-russia@geze.com
www.geze.ru

Scandinavia – Sweden
GEZE Scandinavia AB
E-Mail: sverige.se@geze.com
www.geze.se

Scandinavia – Norway
GEZE Scandinavia AB avd. Norge
E-Mail: norge.se@geze.com
www.geze.no

Scandinavia – Denmark
GEZE Danmark
E-Mail: danmark.se@geze.com
www.geze.dk

Singapore
GEZE (Asia Pacific) Pte, Ltd.
E-Mail: gezeasia@geze.com.sg
www.geze.com

South Africa
GEZE Distributors (Pty) Ltd.
E-Mail: info@gezesa.co.za
www.geze.co.za

Switzerland
GEZE Schweiz AG
E-Mail: schweiz.ch@geze.com
www.geze.ch

Turkey
GEZE Kapı ve Pencere Sistemleri
E-Mail: office-turkey@geze.com
www.geze.com

Ukraine
LLC GEZE Ukraine
E-Mail: office-ukraine@geze.com
www.geze.ua

United Arab Emirates/GCC
GEZE Middle East
E-Mail: gezeme@geze.com
www.geze.ae

United Kingdom
GEZE UK Ltd.
E-Mail: info.uk@geze.com
www.geze.com

GEZE GmbH
Reinhold-Vöster-Straße 21–29
71229 Leonberg
Germany
Tel.: 0049 7152 203 0
Fax: 0049 7152 203 310
www.geze.com

GEZE

Varianten / Variants

Name	Mat. Nr. Mat. No.
Lüftertaster LTA-24, LED, 1-fach Rahmen AS 500 alpinweiß Vent switch LTA-24, LED, single frame AS 500 alpine white	118473
Lüftertaster LTA24-AZ, LED, 1-fach Rahmen AS 500 alpinweiß Vent switch LTA-24-AZ, LED, single frame AS 500 alpine white	129393
Lüftertaster LTA-24-SCT, mit Schlüsseltaster, 1-polig ohne Profilhalbzylinder, mit 2-fach Rahmen AS 500 alpinweiß Vent switch LTA-24-SCT, with key switch, 1-pole without profile half-cylinder, with double frame AS 500 alpine white	127176
Lüftertaster LTA-230, 1-fach Rahmen AS 500 alpinweiß Vent switch LTA-230, single frame AS 500 alpine white	118474
Lüftertaster LTA-230-SCT, mit Schlüsseltaster, 1-polig ohne Profilhalbzylinder, mit 2-fach Rahmen AS 500 alpinweiß Vent switch LTA-230-SCT, with key switch, 1-pole without profile half-cylinder, with double frame AS 500 alpine white	118475

Zubehör / Accessories

Name	Mat. Nr. Mat. No.
AS 500 1-fach Rahmen / AS 500 single frame	115376
AS 500 2-fach Rahmen / AS 500 double frame	115377
AS 500 3-fach Rahmen / AS 500 triple frame	115378
AS 500 4-fach Rahmen / AS 500 quadruple frame	115379
AS 500 5-fach Rahmen / AS 500 quintuple frame	115380
Blindabdeckung BAB / Dummy cover BAB	118480

Name	Mat. Nr. Mat. No.
Aufputzdose / Surface-mounted box	
▫ 1-fach / Single	120503
▫ 2-fach / Double	128609
▫ 3-fach / Triple	133206
Profilhalbzylinder Profile half-cylinder	090176
Schaltkontakt / Switching contact	024467
SCT (1-pol.)	117996
SCT (2-pol.)	118478

Passende Schalterprogramme / Matching switch ranges

Jung
- AS 500
- LS 990 (mit Zwischenrahmen / with intermediate frame)
- ST550 (mit Zwischenrahmen / with intermediate frame)

Merten
- System M

Berker
- B3
- B7
- S1

Gira
- Standard 55
- E2
- Event

Feller
- EDIZIOdue

Buton de ventilație LTA

Instrucțiuni de montaj – cod document 123337-05
Datele de contact GEZE – vezi pagina originală.

Variante

Denumire | Nr. mat.
Buton de ventilație LTA-24, LED, ramă simplă AS 500 alb alpin | 118473
Buton de ventilație LTA-24-AZ, LED, ramă simplă AS 500 alb alpin | 129393
Buton de ventilație LTA-24-SCT, cu întrerupător cu cheie, 1 pol, fără semicilindru profilat, cu ramă dublă AS 500 alb alpin | 127176
Buton de ventilație LTA-230, ramă simplă AS 500 alb alpin | 118474
Buton de ventilație LTA-230-SCT, cu întrerupător cu cheie, 1 pol, fără semicilindru profilat, cu ramă dublă AS 500 alb alpin | 118475

Accesorii

Denumire | Nr. mat.
Ramă AS 500 simplă | 115376
Ramă AS 500 dublă | 115377
Ramă AS 500 triplă | 115378
Ramă AS 500 cvadruplă | 115379
Ramă AS 500 cvintuplă | 115380
Capac orb BAB | 118480
Doză pentru montaj aparent – simplă | 120503
Doză pentru montaj aparent – dublă | 128609
Doză pentru montaj aparent – triplă | 133206
Semicilindru profilat | 090176
Contact de comutare | 024467
SCT (1 pol) | 117996
SCT (2 poli) | 118478

Programe de întrerupătoare compatibile

- Jung: AS 500; LS 990 (cu ramă intermediară); ST550 (cu ramă intermediară)
- Merten: System M
- Berker: B3; B7; S1
- Gira: Standard 55; E2; Event
- Feller: EDIZIOdue

Technische Daten / Technical data

Variante Variant	Spannung in V Voltage in V	Strom in A Current in A
LTA-24	24	0.05
LTA-24-AZ	24	0.05
LTA-230	230	6

Normen / Standards
DIN 18252

Maßzeichnungen / Dimensional drawings

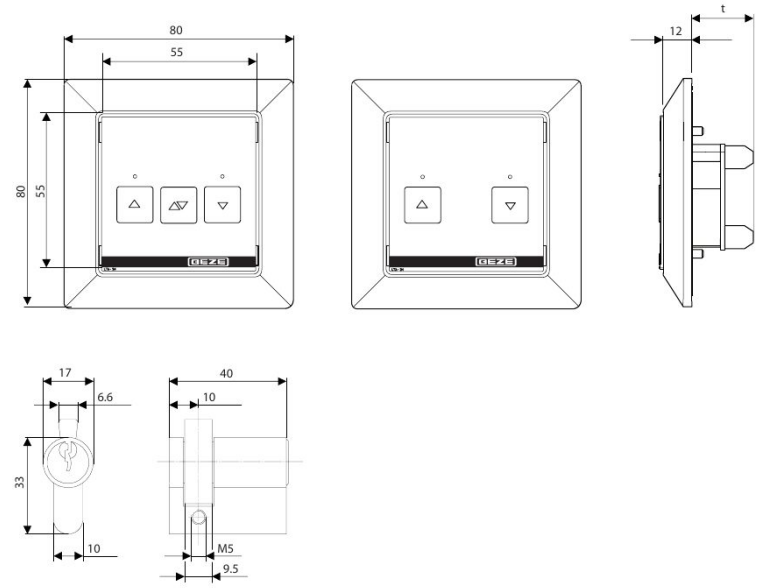

Zusammenbau / Assembly

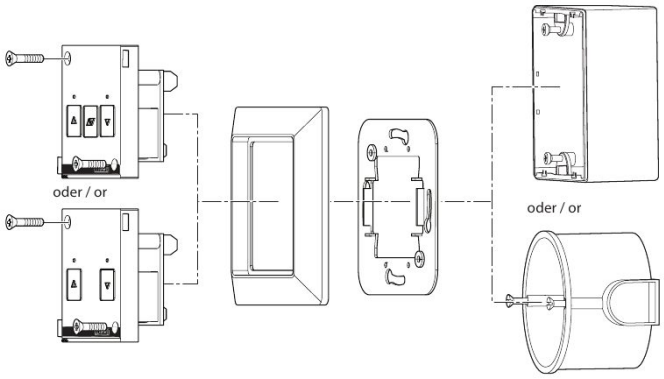

Date tehnice

Variantă | Tensiune în V | Curent în A
LTA-24 | 24 | 0.05
LTA-24-AZ | 24 | 0.05
LTA-230 | 230 | 6

Standarde

DIN 18252

Desene cu dimensiuni

Cote (mm): 80 × 80 (ramă), 55 × 55, adâncime t 12; 17; 40; 6.6; 10; 33; M5; 9.5 – vezi desenul din pagina originală.

Asamblare

Variante de asamblare: ... sau ... sau ... – vezi figurile din pagina originală.

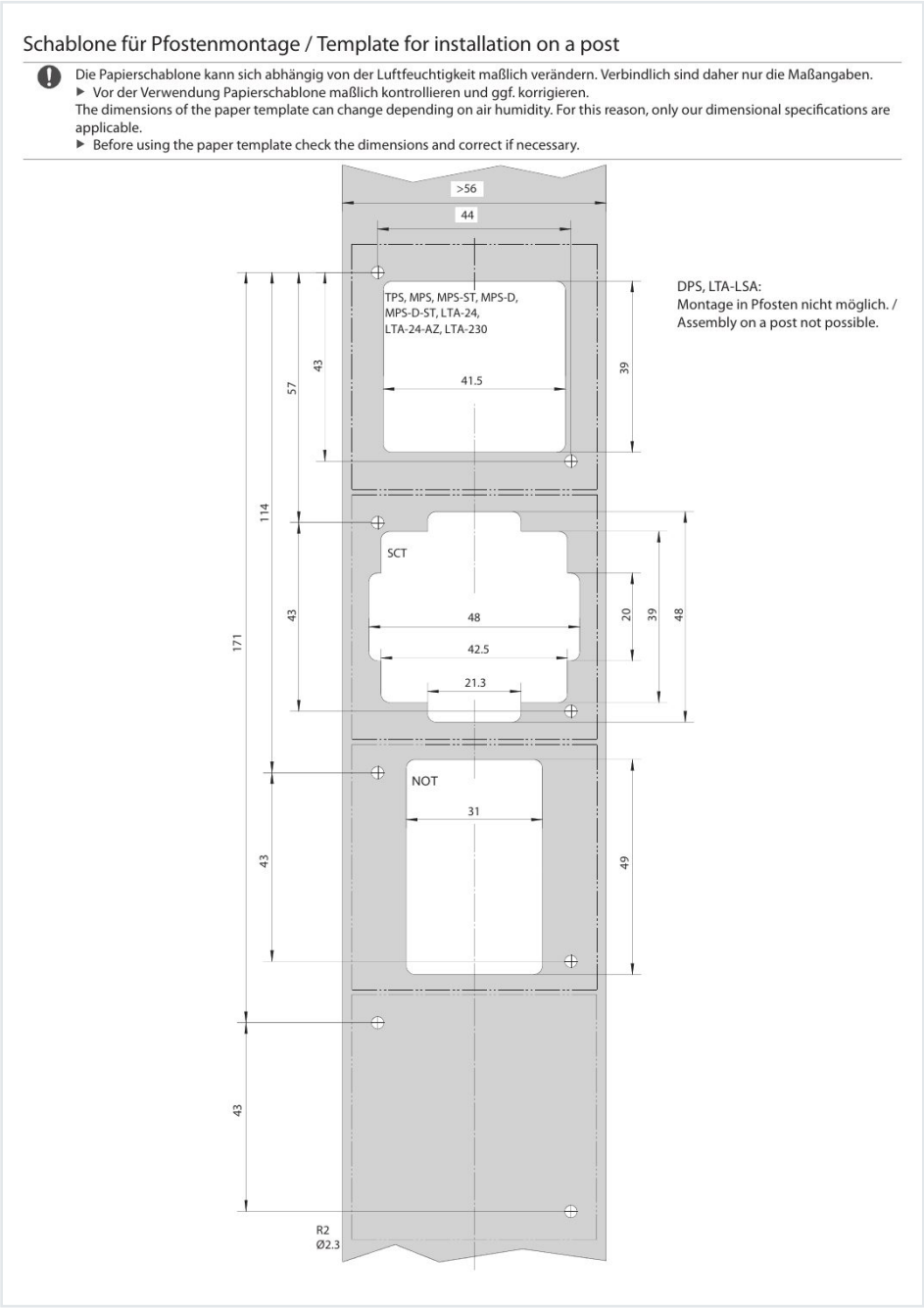

Șablon pentru montajul pe montant (profil)
Dimensiunile șablonului de hârtie se pot modifica în funcție de umiditatea aerului. Din acest motiv sunt valabile numai cotele indicate de noi.
• Înainte de utilizarea șablonului de hârtie, verificați dimensiunile și corectați dacă este necesar.

Șablon pentru: TPS, MPS, MPS-ST, MPS-D, MPS-D-ST, LTA-24, LTA-24-AZ, LTA-230
DPS, LTA-LSA: montajul pe montant nu este posibil.
Șabloane separate pentru SCT și NOT.
Cote (mm): >56; 44; 43; 39; 41.5; 57; 114; 20; 48; 171; 42.5; 21.3; 31; 49; R2; Ø2.3 – vezi șablonul din pagina originală.

Anschlusspläne / Wiring diagrams

Taster / Switches	Bezeichnung / Description	Mat. Nr. / Mat.No.	Taster / Switches	Bezeichnung / Description	Mat. Nr. / Mat. No.	Schaltplan / Circuit diagram	h [mm]	t [mm]
	SCT (1-pol.) SCT (2-pol.)	117996 118478		–	–	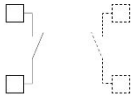	11	31.9
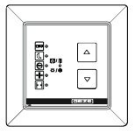	TPS TPS-SCT TPS-KDT TPS-KDT-SCT	113231 113232 126582 126583	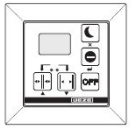	DPS mit/with OFF DPS ohne/ without OFF DPS mit/with OFF SCT	151524 155809 155810	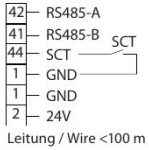	11.3	5.3 31.9
	MPS	113226		MPS-ST	113227	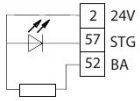	24	36
	MPS-D	118417		MPS-D-ST	118418	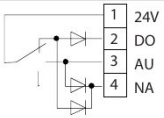	24	36
	LTA-24 LTA-24-SCT	118473 127176				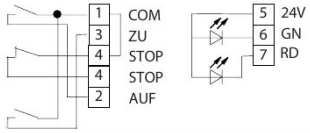	11	26
	LTA-24-AZ	129393				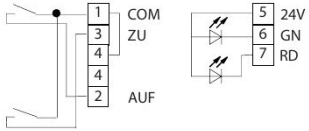	11	26
	LTA-230 LTA-230-SCT	118474 118475				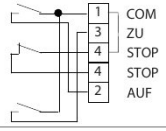	11	26
	LTA-LSA	118476					24	32
	NOT	123132				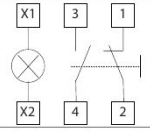	54	56

Scheme de conectare

Buton | Denumire | Nr. mat. | Schemă electrică | h [mm] | t [mm]

SCT | SCT (1 pol) / SCT (2 poli) | 117996 / 118478 | – | 11 | 31.9

TPS | TPS / TPS-SCT / TPS-KDT / TPS-KDT-SCT | 113231 / 113232 / 126582 / 126583 | – | 11.3 | 5.3

DPS | DPS cu OFF / DPS fără OFF / DPS cu OFF SCT | 151524 / 155809 / 155810 | borne 42 RS485-A, 41 RS485-B, 44 SCT, 1 GND, 1 GND, 2 24V; cablu <100 m | – | 31.9

MPS | MPS / MPS-ST | 113226 / 113227 | borne 2 24V, 57 STG, 52 BA | 24 | 36

MPS-D | MPS-D / MPS-D-ST | 118417 / 118418 | borne 1 24V, 2 DO, 3 AU, 4 NA | 24 | 36

LTA-24 | LTA-24 / LTA-24-SCT | 118473 / 127176 | 1 COM, 3 ZU (închis), 4 STOP, 4 STOP, 2 AUF (deschis); LED: 5 24V, 6 GN (verde), 7 RD (roșu) | 11 | 26

LTA-24-AZ | LTA-24-AZ | 129393 | 1 COM, 3 ZU (închis), 4, 4, 2 AUF (deschis); LED: 5 24V, 6 GN (verde), 7 RD (roșu) | 11 | 26

LTA-230 | LTA-230 / LTA-230-SCT | 118474 / 118475 | 1 COM, 3 ZU (închis), 4 STOP, 4 STOP, 2 AUF (deschis); SCT | 11 | 26

LTA-LSA | LTA-LSA | 118476 | borne 1 P, 2 | 24 | 32

NOT | NOT | 123132 | X1: 3 – 1; X2: 4 – 2 | 54 | 56