

PRODUCT INFORMATION



Nicea 15

ROTARY CONVECTION OVEN

PRODUCT CODE: AYF - 15 G



Nicea 15

NICEA 15, WHICH ALLOWS LOADING WITH A TROLLEY, STANDS OUT, ESPECIALLY FOR BUSINESSES WITH A FOCUS ON HIGH-VOLUME PRODUCTION, DUE TO ITS EASE AND SPEED IN PRODUCT LOADING AND UNLOADING.

WITH OUR ROTATING TRAY RACK SYSTEM AND AN INTERIOR DESIGN THAT ENSURES BALANCED AIR CIRCULATION, NICEA PROVIDES EVEN HEAT DISTRIBUTION AND PRECISE TEMPERATURE CONTROL, ALLOWING YOU TO BAKE YOUR PRODUCTS PERFECTLY EVERY TIME.

NICEA 15, THE LARGEST MODEL IN OUR ROTARY OVEN SERIES, NOT ONLY PROVIDES EASY USAGE, EFFICIENCY, AND SATISFYING RESULTS THROUGH ITS CONSISTENT AND BALANCED BAKING PERFORMANCE, BUT ALSO WITH ITS ROTARY TROLLEY SYSTEM OFFERS A SOLUTION FOR COMPANIES WITH HIGH-VOLUME PRODUCTION GOALS.

15

Nicea



PRODUCT FEATURES

- Autostart
- Cooling System
- Hood with extractor fan
- Max Oven Degree 300 °C
- Strong insulation and energy saving
- Manual and automatic steam system.
- Manual and automatic klappe system.
- High temperature resistant door gasket.
- Protection relay against voltage fluctuations.
- 100 recordable programs with 5 steps in each.
- Tempered double door glass, easy to dismantle and clean.

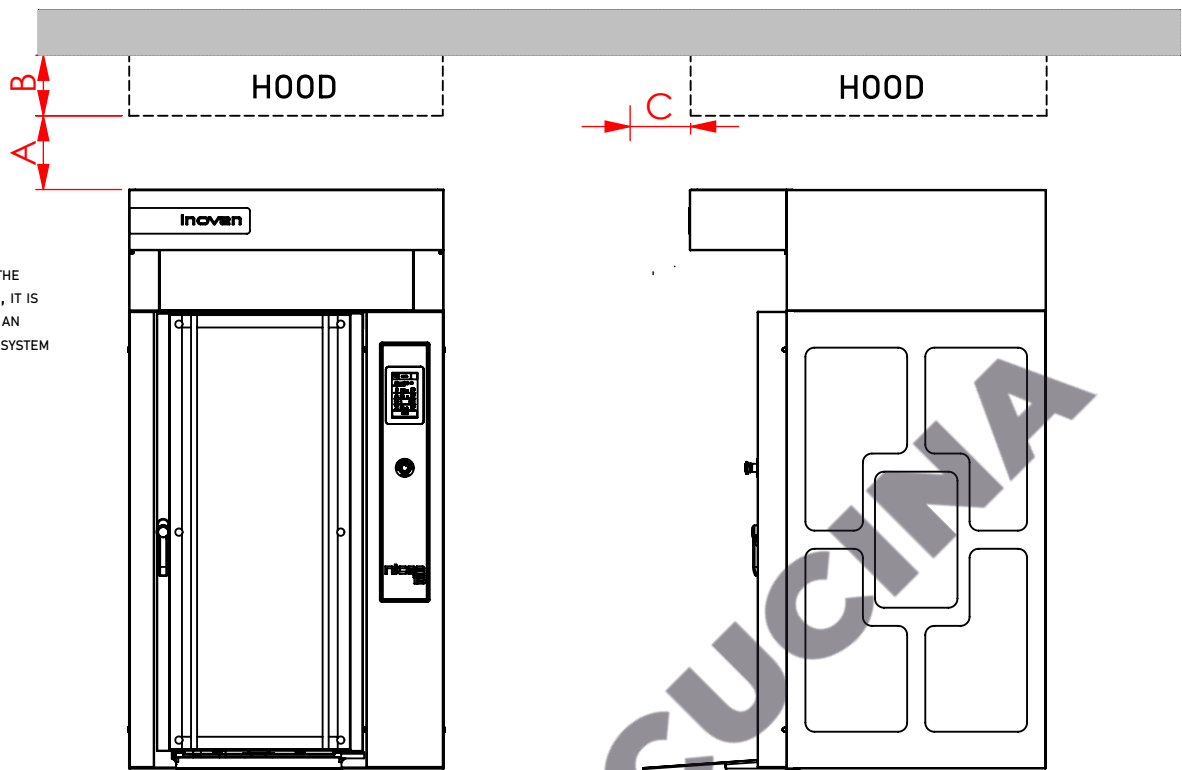


PRODUCT DETAILS

Code	Pan Capacity	Distance Between Pans	Width	Depth	Total Height	Weight	Electrical Connection	Thermal Power	Gas Pressure	Total Oven Power
AYF - 15 E	40x60 cm 15 pcs	8 cm	104 cm	90 cm	195 cm	335 kg	380 V - 50 Hz - 3 PH	****	****	40 kW
AYF - 15 G	40x60 cm 15 pcs	8 cm	104 cm	90 cm	195 cm	355 kg	380 V - 50 Hz - 3 PH	33 kW	20 mbar	3 kW

PROPER PRODUCT PLACING

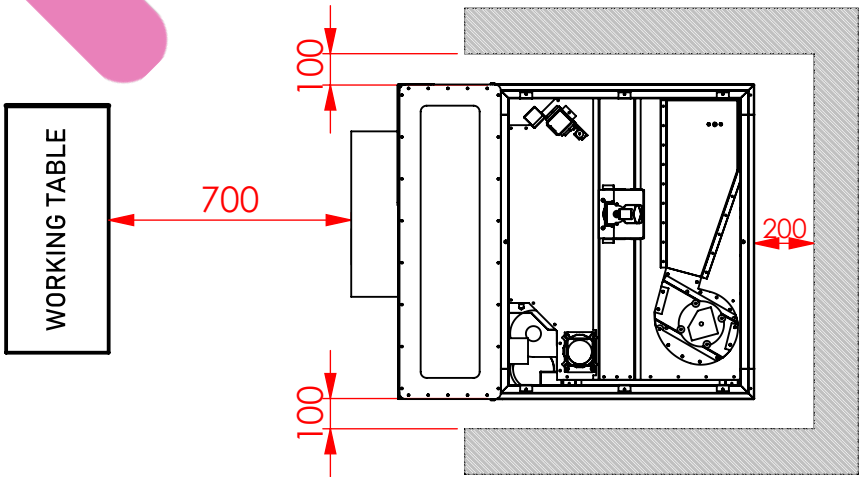
- IN ORDER TO MAINTAIN THE LONGEVITY OF THE OVEN, IT IS NECESSARY TO PROVIDE AN ADEQUATE VENTILATION SYSTEM
- REQUIRED HOOD
PULL POWER
800 m3/h



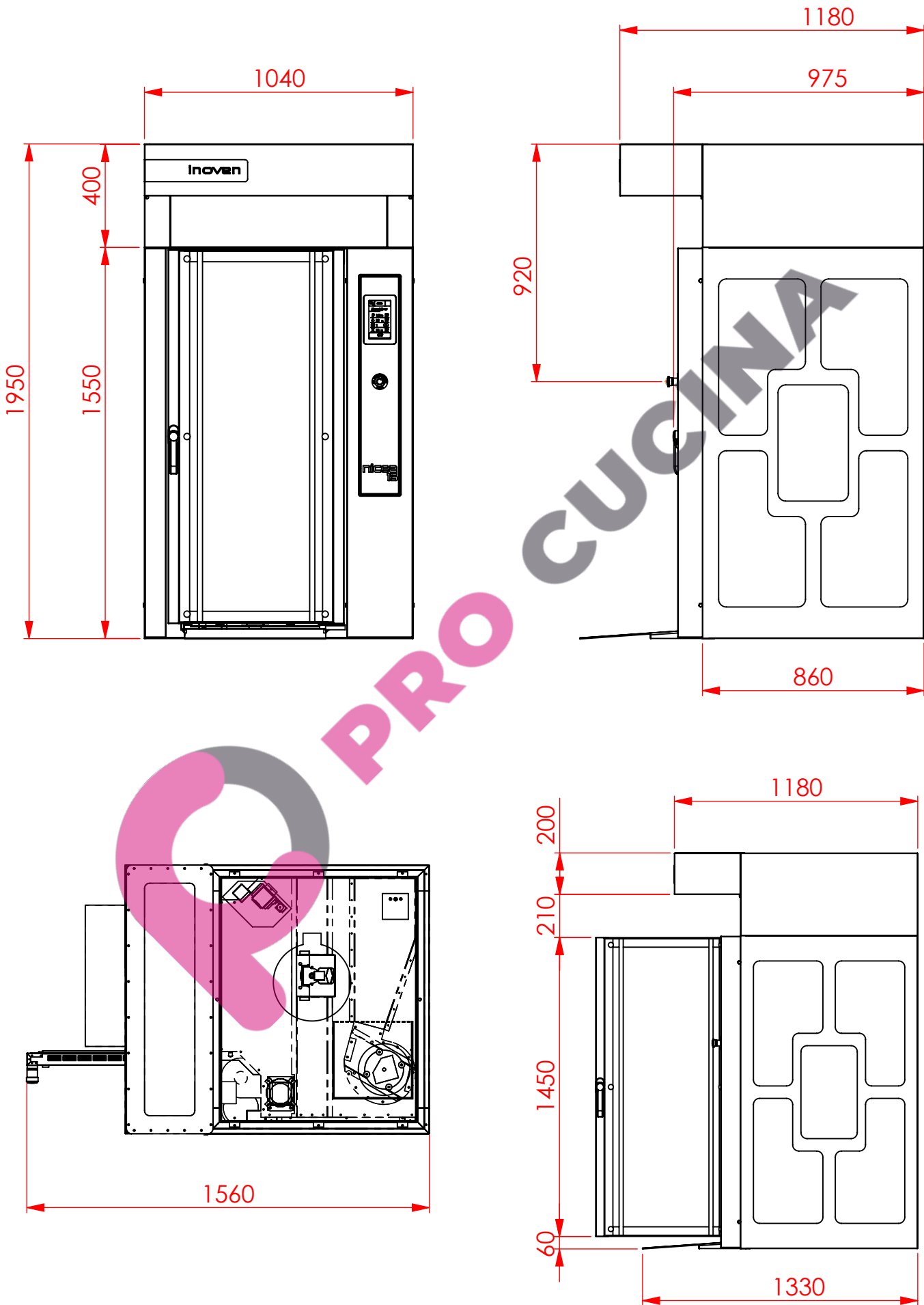
HOOD DESINGS MAY DIFFER AS LONG AS THEY DO NOT EXCEED THE MEASUREMENT RANGES SPECIFIED IN THE VENTILATION

SIZE	A	B	C
VALUE	Min 190 mm Max 410 mm	Min 200 mm	Max 300 mm

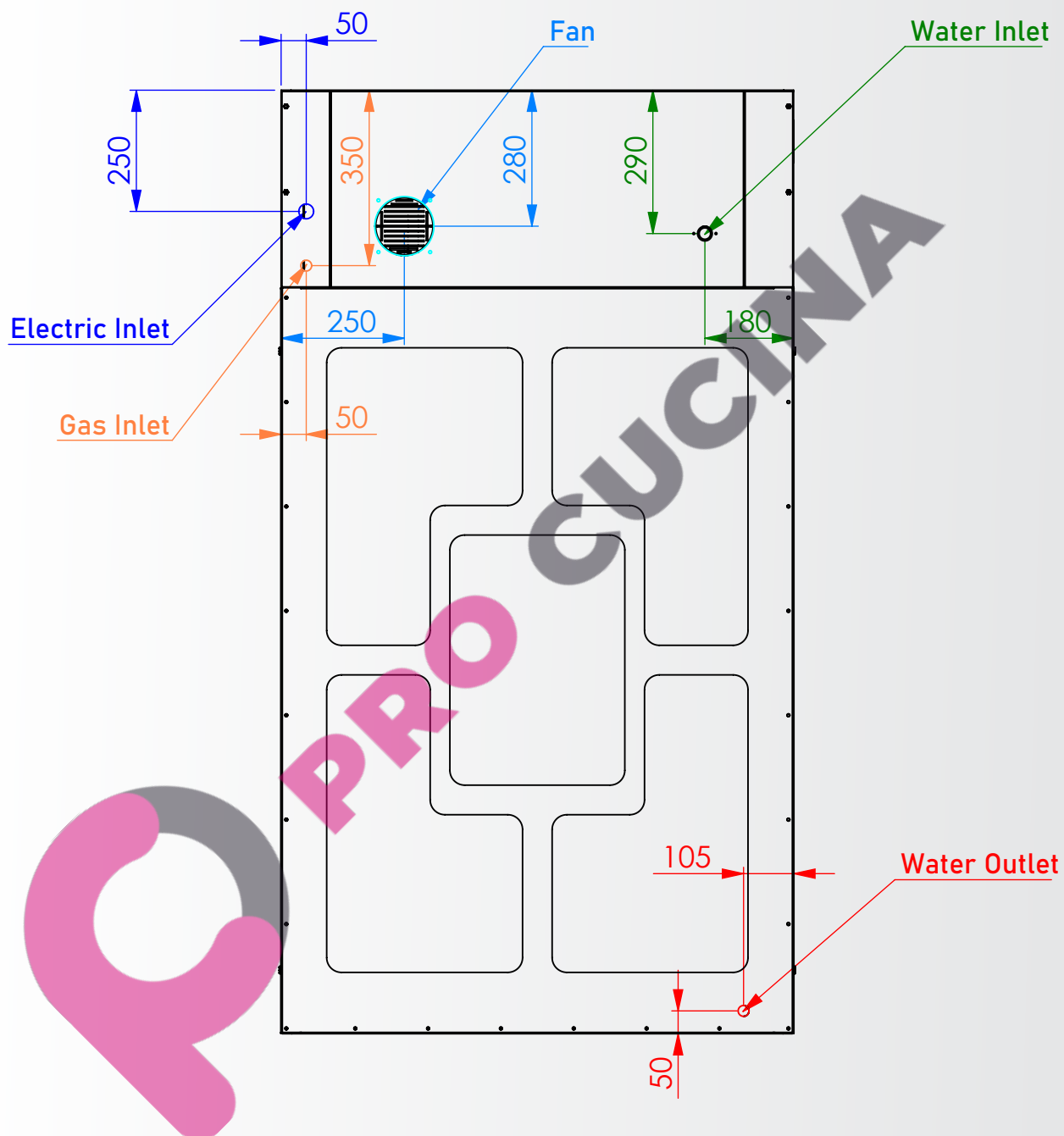
FOR LONGEVITY AND EFFICIENT PERFORMANCE, THE MINIMUM DISTANCES SPECIFIED IN THE DIAGRAM BELOW MUST BE MAINTAINED AROUND THE PRODUCT



PRODUCT DIMENSIONS



INSTALLATION



ELECTRIC INLET

1. TRIPHASES, 3 kW, 4,5 AMPER, 50 HZ

GAS INLET

1. FEMALE THREAD, 1/2, 20 mBAR

WATER INLET

1. 3/4" WATER INLET, 3-6 BAR WATER PRESSURE

WATER OUTLET



1. DIAMETER 15 MM

TRAY AND TROLLEY

COMPATIBLE WITH 400X600 MM TRAY



LOADING CAPACITY FOR ONE TRAY SHOULD NOT EXCEED **3 KG**



MAXIMUM LOADING CAPACITY OF TROLLEY SHOULD NOT EXCEED **45 KG**

OPTIONALS

- Black front
- 110 V Electrical system


Thank you

inoven

Innovative Oven Technologies

Nicea 15

Küçükbalıklı Mh. Çağlayan Sk. No: 19
Osmanlı, Bursa / Turkey
+90 224 342 63 61 +90 224 342 63 62
export@inoven.com.tr
info@inoven.com.tr
www.inoven.com.tr



inoven

SCAN HERE TO REACH OUR
WEBSITE TO SEE MORE
INFORMATION ABOUT
OUR PRODUCTS



Designed and Manufactured by **ayfa**
ISO9001 QUALITY
MANAGEMENT STANDARD

ALL INOVEN PRODUCTS ARE DESIGNED AND MANUFACTURED BY AYFA USING
THE INTERNATIONAL RECOGNISED ISO9001 QUALITY MANAGEMENT SYSTEM
COVERING DESIGN MANUFACTURE AND FINAL INSPECTION