

WINCH BRACKET

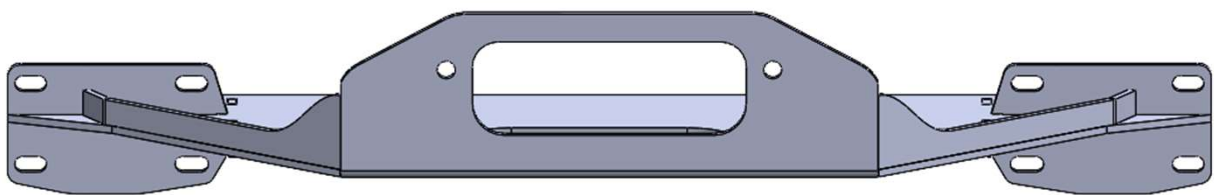
Go to Index



HILUX 21+

PWD-30

MOUNTING INSTRUCTION COMPATIBLE FOR ALL PRODUCTS



**VERIFY YOU HAVE ALL THE COMPONENTS BEFORE STARTING THE INSTALLATION.
REFER TO THE ENGINEERING DRAWINGS AT THE END OF THIS DOCUMENT FOR A COMPLETE
PARTS LIST**

2201TR - 01

[Go to Index](#)




1. Mount Installation

FRONT



FRONT






2201TR - 01

3. Bolt Kit

Go to Index



Designation	Part No	Name	Spec.	Q'ty
	1000	Bolts	DIN 6921 (M10x25)	8 pcs
	1000	Bolts	DIN 6921 (M10x80)	4 pcs
	1002	Nuts	DIN 6923 (M10)	12 pcs
	1003	Special Washer	(M10)	8 pcs