

WPL202

2000kg Heavy-duty Pallet Truck



- Heavy duty truck developed around powerful Li-Ion battery
- Powerful AC traction motor
- Small size (l2=470mm) and reduced weight (280kg)
- Industrial floating stabilizing wheels for maximum stability
- 24V-100Ah Li-ion battery
- Fast charging trough integrated charger
- New design ergonomic tiller head
- Turtle button for operation in narrow spaces



Manufacturer			EP
Model designation			WPL202
Drive			Electric
Load capacity	Q	kg	2000
Load center distance	c	mm	600
Service weight		kg	280
Length to face of forks	l2	mm	470
Overall width	b1/b2	mm	714
Fork dimensions	s/e/l	mm	55/170/1150
Turning radius	Wa	mm	1320
Max. gradeability, laden/unladen		%	8/16
Battery voltage/nominal capacity		V/Ah	24/100

FEATURE


■ Ultra-slim design for great maneuverability

The WPL202 features short chassis length 470mm and small turning radius 1320mm, making it a agile helper in tight spaces and lorries. This compact truck accommodates 2 units in a box compared to 1 unit of the EPT20-20WA, that can reach as high as 50% of ocean freight charges reduction.



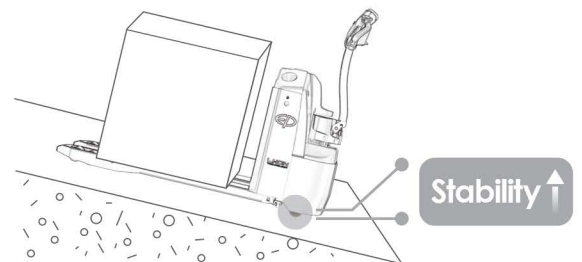
■ Lithium technology with integrated charger

The WPL202 comes with 24V/100Ah Li-ion battery and 24V/30A integrated charger as standard, which offers high availability to multi-shift works, thanks to fast and flexible charging and zero maintenance.



■ Upgraded castor wheel ensuring stability

The optimized castor wheels qualify the WPL202 for excellent stability and gradeability when handling materials on uneven surfaces and ramps.



■ Reliability enhanced by mature components

The WPL202 adopts market-proven components with reliability and durability enhanced greatly.



■ Available for usage in cold storage

As an option, the WPL202 can be applied to cover handling tasks in cold storage, providing versatility around users' needs.

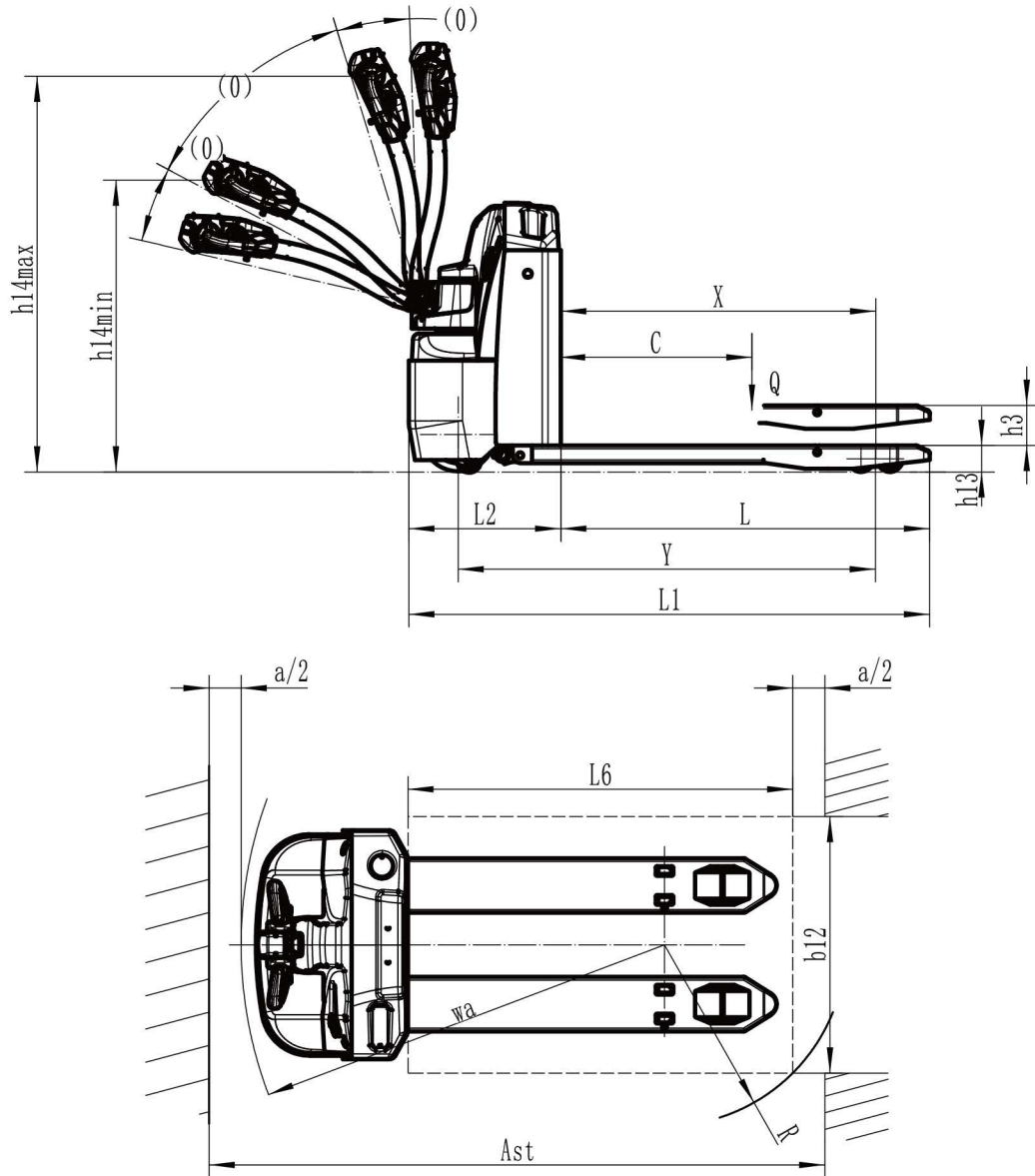


Li-ion pedestrian pallet truck 2.0T

WPL202

Distinguishing mark	1.1	Manufacturer			EP
	1.2	Model designation			WPL202
	1.3	Drive			Electric
	1.4	Operator type			Pedestrian
	1.5	Load capacity	Q	kg	2000
	1.6	Load center distance	c	mm	600
	1.8	Load distance, centre of drive axle to fork	x	mm	982
	1.9	Wheelbase	y	mm	1300
	Service weight	2.1	Service weight		kg
2.2		Axle loading, laden front/rear		kg	805/1475
2.3		Axle loading, unladen front/rear		kg	235/45
Tyres/chassis	3.1	Tyre type			PU
	3.2.1	Tyre size, front		mm	Φ230 x 75
	3.3.1	Tyre size, rear		mm	Φ80x85
	3.4	Additional wheels (castor wheels)		mm	Φ74x30
	3.5	Wheels, number front/rear (x=drive wheels)		mm	1/2/4
	3.6.1	Tread width, front	b10	mm	483
	3.7.1	Tread width, rear	b11	mm	370
Dimensions	4.4	Lift height	h3	mm	125
	4.9	Height of tiller handle in drive position min./max.	h14	mm	900/1230
	4.15	Lowered height	h13	mm	82.5
	4.19	Overall length	l1	mm	1620
	4.20	Length to face of forks	l2	mm	470
	4.21	Overall width	b1/b2	mm	714
	4.22	Fork dimensions	s/e/l	mm	55/170/1150
	4.25	Distance between fork-arms	b5	mm	540/685
	4.32	Ground clearance, center of wheelbase	m2	mm	27
	4.34.1	Aisle width for pallets 1000×1200 crossways	Ast	mm	2153
	4.34.2	Aisle width for pallets 800×1200 lengthways	Ast	mm	2080
	4.35	Turning radius	Wa	mm	1320
Performance data	5.1	Travel speed, laden/unladen		km/h	5.5/6
	5.2	Lifting speed, laden/unladen		m/s	0.022m/s
	5.3	Lowering speed, laden/unladen		m/s	0.039m/s
	5.8	Max. gradeability, laden/unladen		%	8/16
	5.10	Service brake			Electromagnetic
Electric-engine	6.1	Drive motor rating S2 60 min		kW	1.6
	6.2	Lift motor rating at S3 15%		kW	0.8
	6.4	Battery voltage/nominal capacity		V/Ah	24V/100Ah
	6.5	Battery weight		kg	44
	Addition data	8.1	Type of drive control		
10.5		Steering design			Mechanical
10.7		Sound pressure level at the driver's ear		dB(A)	74
15.1		Charger output current		A	30

If there are improvements of technical parameters or configurations, no further notice will be given.
The diagram shown may contain non-standard configurations.



Option:

No.	Optional items	WPL202
1.1	Fork dimension	●540*1150 ○540*900、1000、1220、1300、1450、1600、1800、2000、2400 ○685*900、1000、1150、1220、1300、1450、1600、1800、2000、2400
1.3	Fork lowered height	●82.5
1.5	backrest height	○1220mm (48in) ○1520mm (60in)
1.6	Drive cover off the ground	●35mm○55mm
2.1	Load wheel type	●Double○Single
2.2	Load wheel material	●PU
2.3	Drive wheel material	●PU
2.7	Battery capacity	●100Ah
2.8	Charger	●24V-30A integrated
2.9	Battery indicator	●With time
3.3	Castor wheels	●Yes and not customized
3.16	Vertical handler working	●Yes and not customized
3.26	The British standard cannot walk when charged	●Yes and not customized
4.2	Cold storage	●No○Yes and not customized

Note: ●Standard ○ Optional - Inconformity