


8CXN64 8 Ω

- 600 W continuous program power capacity
- 100° nominal coverage
- 70 - 18000 Hz response
- 94 dB sensitivity
- Single Neodymium magnet assembly
- Aluminium demodulating ring allows a very low distortion figure

Continuing our never-ending quest for higher output, we now offer our popular single neodymium magnet coaxials with larger voice coils for increased power handling. A significant increase in magnet mass also improves sensitivity and cone control, while integrating our latest compression driver technologies improves sound quality and durability in the HF as well. For high output applications where fidelity at maximum SPL is the primary concern, consider the 8CXN64, with 2.5" LF and HF voice coils. Power handling has increased to 600W, while also improving nearly every other parameter (including Xvar) relative to our established 2.0" coil [8CXN51](#).



8CXN64 8 Ω

GENERAL

| | |
|--------------------------------|-------------------------|
| Nominal Diameter | 210 mm (8 in) |
| Nominal Impedance | 8 Ω |
| Frequency Range | 70 Hz - 18000 Hz |
| Dispersion Angle | 100 ° |
| Included by -6 dB down points. | |

PARAMETERS

| | |
|------|--|
| Fs | 71 Hz |
| Re | 5.8 Ω |
| Qes | 0.35 |
| Qms | 8.5 |
| Qts | 0.33 |
| Vas | 10.5 dm³ (0.37 ft³) |
| Sd | 220 cm² (34.1 in²) |
| η0 | 1.1 % |
| Xmax | 5.5 mm |
| Xvar | 4.7 mm |
| Mms | 32 g |
| Bl | 15.5 Tm |
| Le | 1.1 mH |
| EBP | 203 Hz |

SPECIFICATIONS HF UNIT

| | |
|---|-----------------------|
| Nominal Impedance | 8 Ω |
| Minimum Impedance | 7.1 Ω |
| Nominal Power Handling | 80 W |
| 2 hour test made with continuous pink noise signal within the range from the recommended crossover frequency to 20 kHz. Power calculated on rated minimum impedance. Loudspeaker in free air. | |
| Continuous Power Handling | 160 W |
| Power on Continuous Program is defined as 3 dB greater than the Nominal rating. | |
| Sensitivity | 103 dB |
| Applied RMS Voltage is set to 2.83V. | |
| Frequency Range | 1 kHz - 18 kHz |
| Recommended Crossover | 1.2 kHz |
| 12 dB/oct. or higher slope high-pass filter. | |
| Voice Coil Diameter | 65 mm (2.5 in) |
| Winding Material | Aluminium |
| Inductance | 0.15 mH |
| Flux Density | 1.75 T |
| Diaphragm Material | Titanium |

SPECIFICATIONS LF UNIT

| | |
|---|---------------------------------|
| Nominal Diameter | 210 mm (8 in) |
| Nominal Impedance | 8 Ω |
| Minimum Impedance | 6.9 Ω |
| Nominal Power Handling | 300 W |
| 2 hours test made with continuous pink noise signal within the range Fs-10Fs. Power calculated on rated minimum impedance. Loudspeaker in free air. | |
| Continuous Power Handling | 600 W |
| Power on Continuous Program is defined as 3 dB greater than the Nominal rating. | |
| Sensitivity | 94 dB |
| Sensitivity at 2.83V/1m is calculated based on declared -0and Re values. | |
| Voice Coil Diameter | 64 mm (2.5 in) |
| Winding Material | Copper |
| Former Material | Glass Fibre |
| Winding Depth | 15 mm (0.59 in) |
| Magnetic Gap Depth | 8 mm (0.31 in) |
| Flux Density | 1.1 T |
| Woofer Cone Treatment | WP Waterproof Front Side |

DESIGN

| | |
|-----------------------|---------------------------------|
| Surround Shape | Double Roll |
| Magnet Material | Neodymium Ring |
| Spider | Single |
| Woofer Cone Treatment | WP Waterproof Front Side |

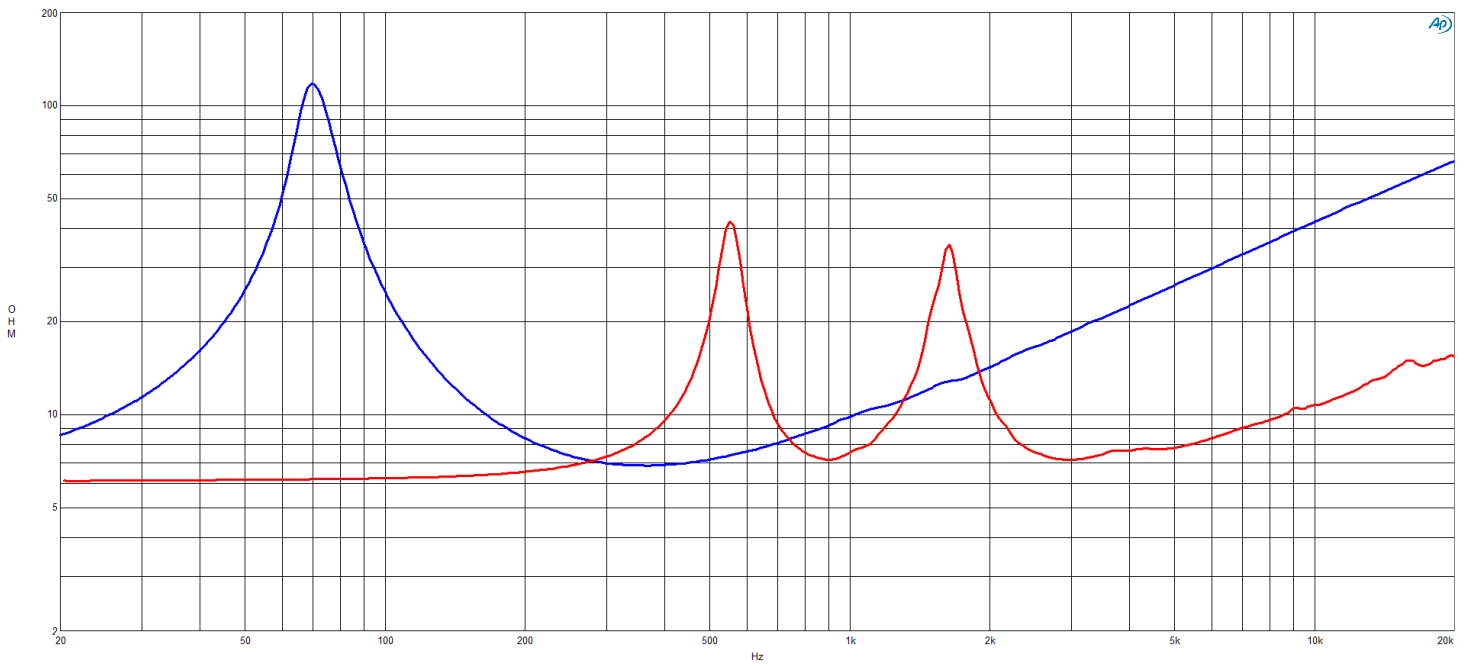
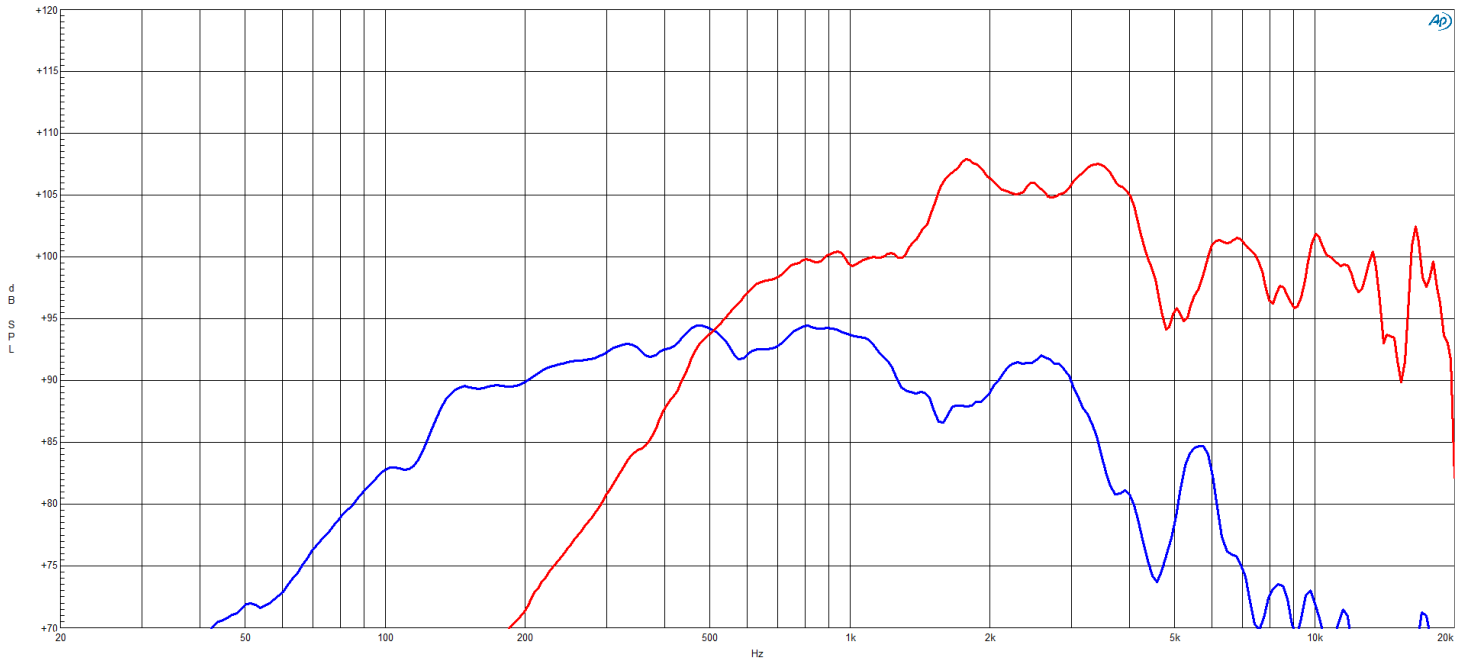
MOUNTING AND SHIPPING INFO

| | |
|-----------------------------|--------------------------|
| Overall Diameter | 225 mm (8.8 in) |
| Bolt Circle Diameter | 210 mm (8.3 in) |
| Baffle Cutout Diameter | 187 mm (7.4 in) |
| Depth | 124 mm (4.88 in) |
| Flange and Gasket Thickness | 10.3 mm (0.41 in) |
| Net Weight | 2.6 kg (5.73 lb) |

SERVICE KITS

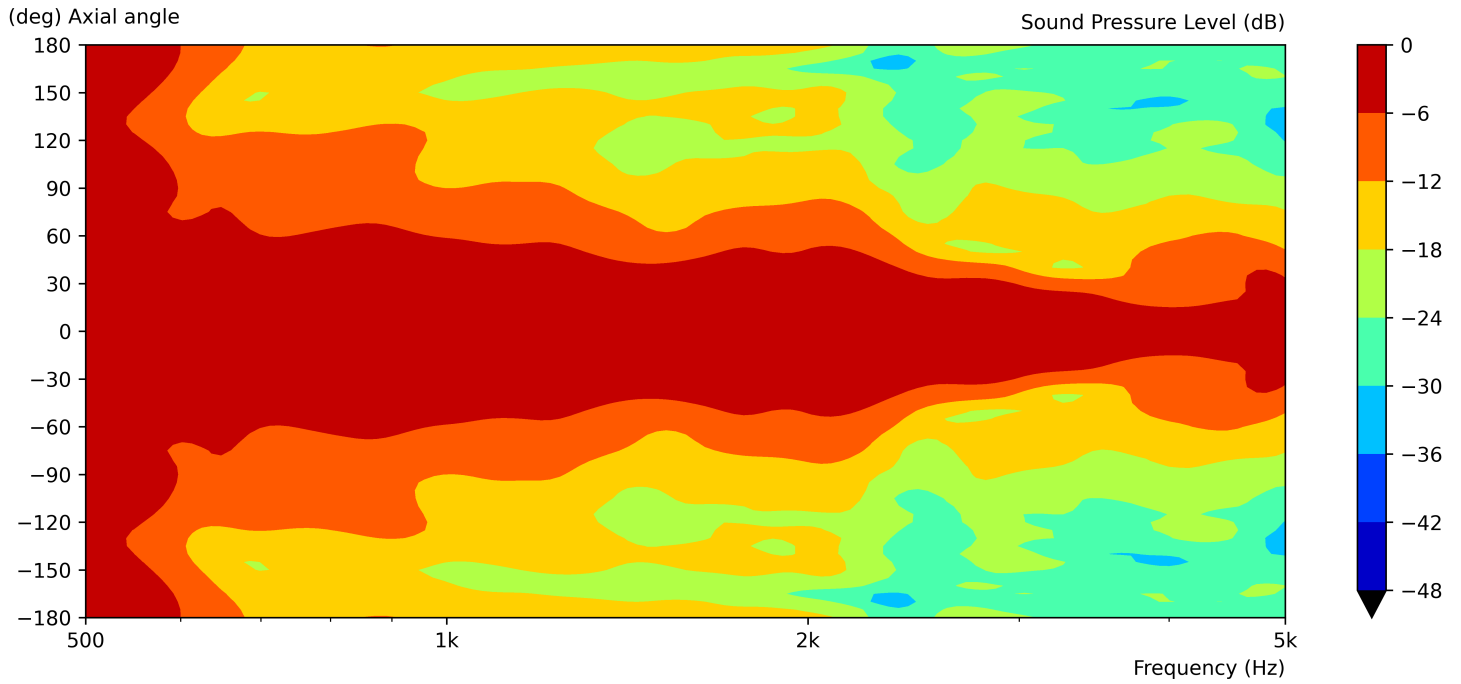
| | |
|--------------------------|-------------------|
| HF replacement-diaphragm | MMD620TN8M |
|--------------------------|-------------------|

8CXN64 8 Ω

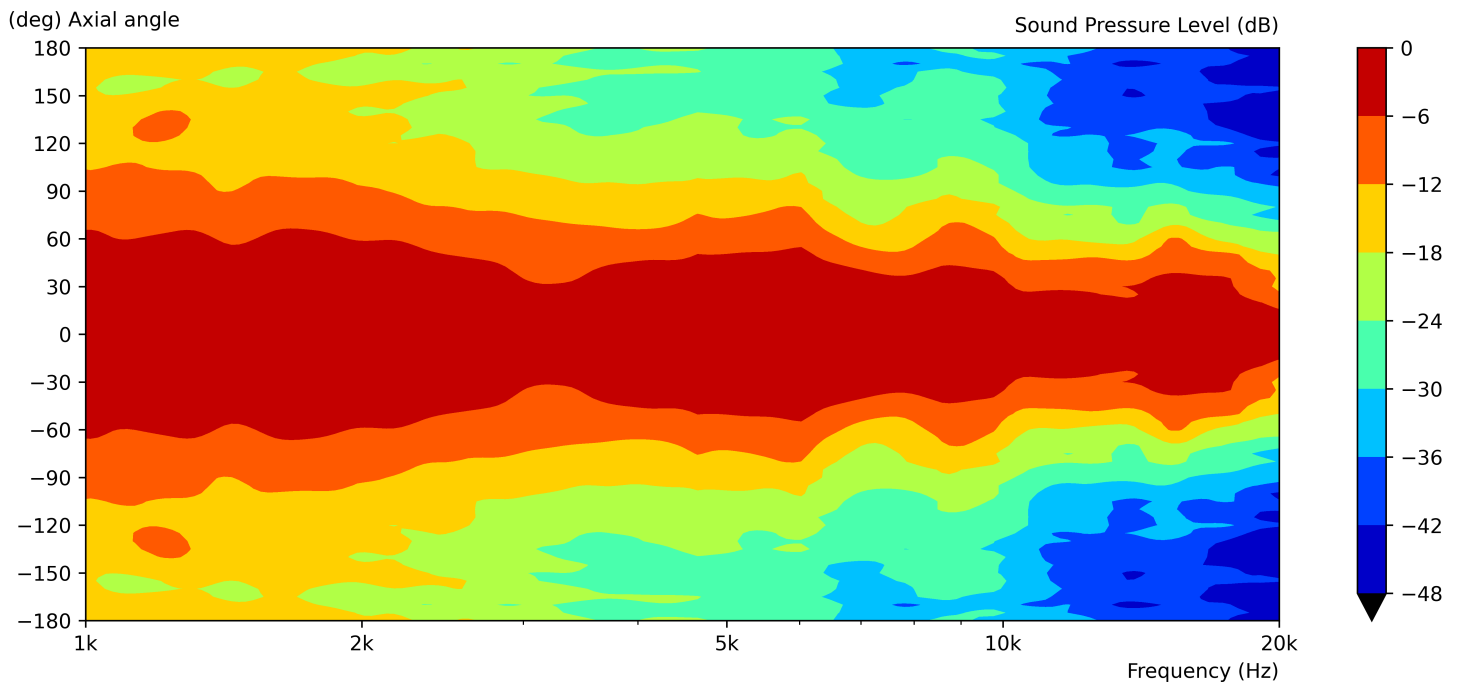


8CXN64 8 Ω

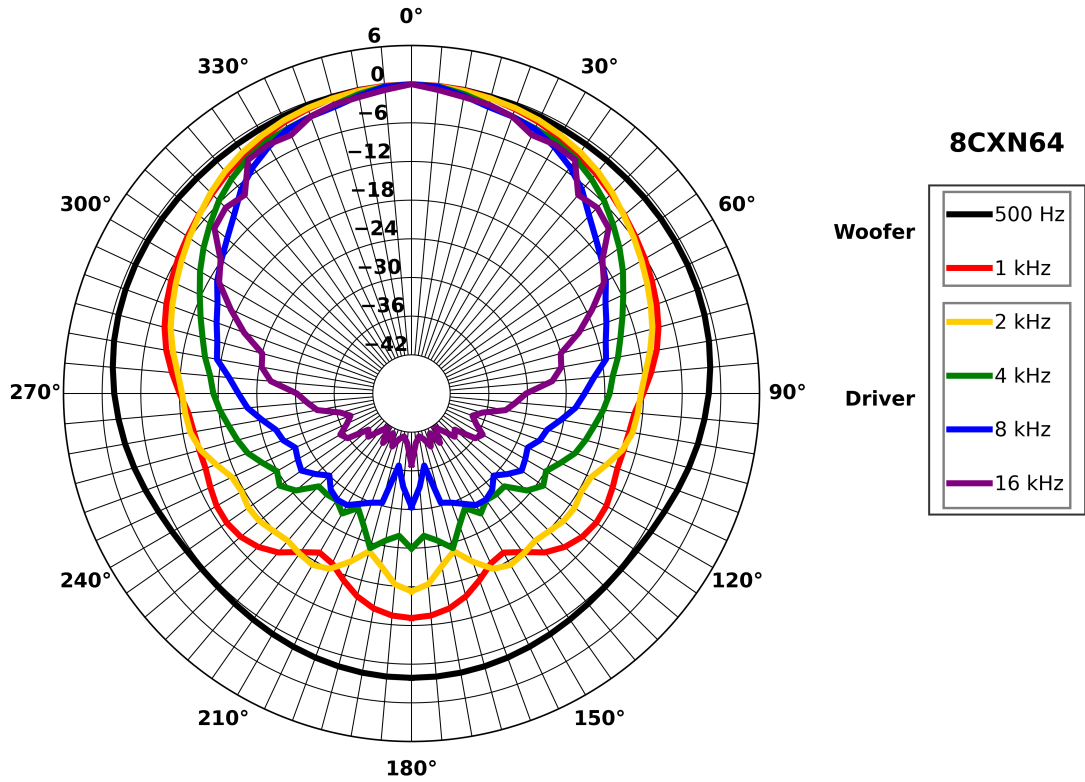
8CXN64 LF Directivity Map



8CXN64 HF Directivity Map



8CXN64 8 Ω



8CXN64 8 Ω

