

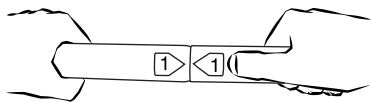
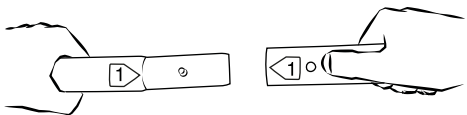
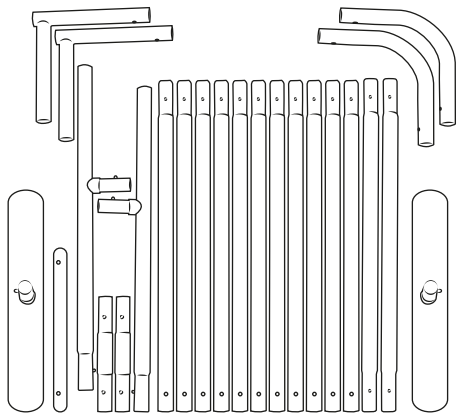


FormTex straight wall



Note: these instructions are based on assembling the 3 m version. Other size kits will have slightly different configurations of poles but can still be assembled in the same way.

