


## Work bench

946A



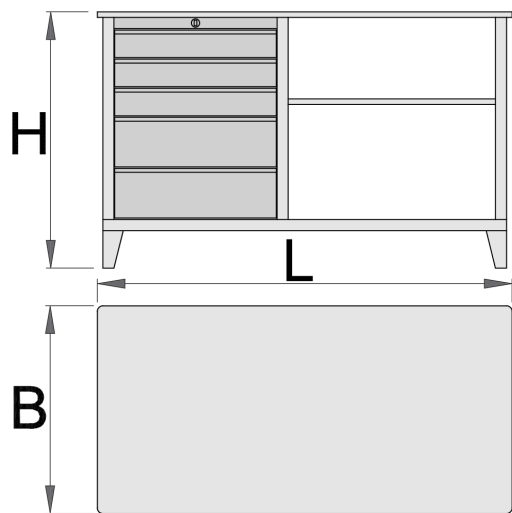
### Profiles



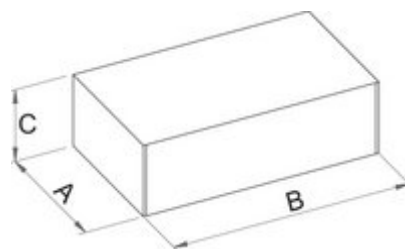
[\\_\(/eng/support/warranty\)](#)

### Product features

- material: premium PLUS sheet metal
- central locking system with a lock and folding key
- lock with key included also foam keyring
- full extension drawers with top quality ball-bearing slides
- the synthetic covering protects drawers and tools from damage
- coated with eco colour of Qualicoat quality standard
- wooden worktop
- 5 drawers (3x L 560 x W 570 x H 70mm, 2x L 560 x W 605 x H150mm)
- static load capacity: 2300 kg
- capacity of drawer: 45kg



|        | L    | B   | H   |        |
|--------|------|-----|-----|--------|
| 612328 | 1500 | 750 | 925 | 116000 |



## Retail packaging

|        | MA  | MB   | MC   |        |
|--------|-----|------|------|--------|
| 612328 | 770 | 1520 | 1060 | 116000 |

## Transport packaging

|        |   | TA  | TB   | TC   |        |
|--------|---|-----|------|------|--------|
| 612328 | 1 | 770 | 1520 | 1060 | 116000 |

## Spare parts



Lock with keys



Small drawer



Big drawer

Ball-bearing slide, set of 1 pair



Syntetic covering for the drawers 946A



Syntetic covering for the drawers 946A