

ELE S

MOBILE EXTRACTION SYSTEM FOR SPECIAL VEHICLES



Automotive
Workshop equipments



Applications



Ø 150



Ø 150

Terms of use

Exhaust gas extraction system in closed environment without centralized gas extraction systems

DESCRIPTION

ELE S mobile extraction systems are designed to solve the problem of extracting exhaust gases in closed environments, which are not equipped with wall or ceiling fixed extraction systems. Once extracted, the gases are evacuated in the external environment through a flexible hose, given as standard equipment. Various models and accessories are designed for a wide range of use in motorcycles, cars, trucks and vehicles workshops.

FEATURES

Trolley structure in powder-coated steel, fitted on a support equipped with wheels. Two-speed extraction centrifugal fan for trucks and special vehicles (2800 and 1400 RPM). Complete with on-board electrical panel and circuit breaker to protect electrical motor and the phase sequence relay, for the correct wire connection. Flexible hoses for the extraction (TGA + T40) and expulsion (T19) supplied as standard equipment.

ADDED VALUES

Gas spring for assisted movement of the extraction chamber and positioning on the exhaust. Interchangeable accessories, in order to allow different applications on different vehicles.

CERTIFICATIONS



ELE S

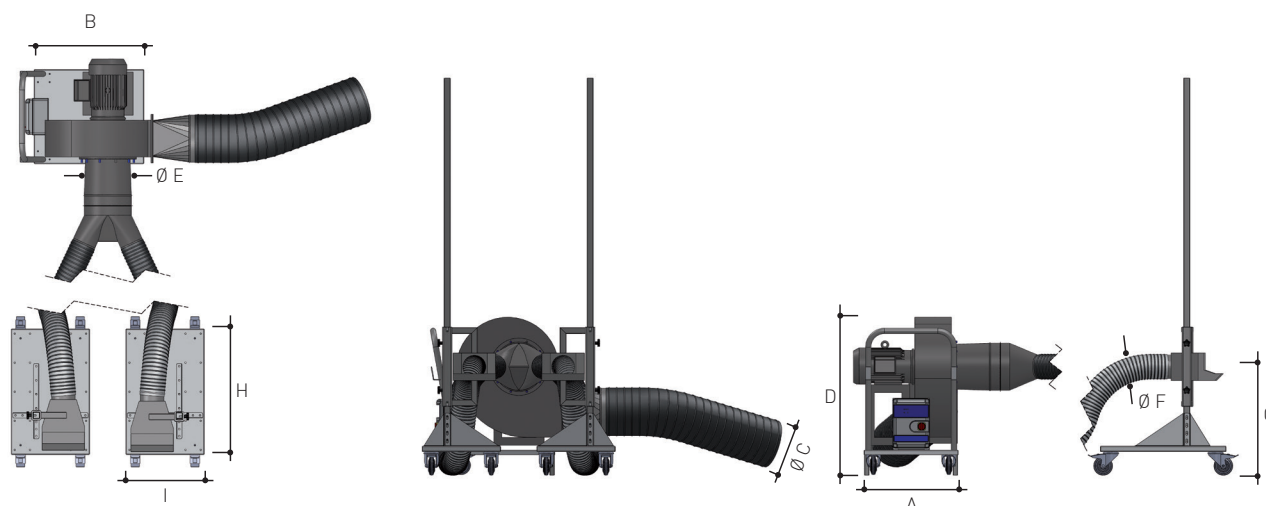
MOBILE EXTRACTION SYSTEM FOR SPECIAL VEHICLES

TECHNICAL FEATURES

The performance data have been measured with suitable instruments in our laboratory.
The noise values were measured in a free field in internal installations with the expulsion outlet connected to hose

Model	Extraction Ø mm	Expulsion Ø mm	Power kW/hp	Voltage Volt	Total air flow m³/h	Noise level dBA	Total weight kg
ELE S	150	300	5.5	400/3/50	4000	88	170

DIMENSIONS



Model	A mm	B mm	ØC mm	D mm	ØE mm	ØF mm	G mm	H mm	I mm
ELE S	600	700	300	900	300	150	min. 500 max. 2000	800	500


ELE S TROLLEY EXTRACTION SYSTEM




Code	Description
ELES0000000000	Trolley extraction system complete with extraction hose (5 m) and expulsion hose (10 m). Working height 500 mm - 2000 mm





ACCESSORIES

Supply cables for ELE S	Code	Description
	DBPZ3F10ININ0	Power supply cable c/w plug 400 V 4x2.5 - L. 10 m and red industrial plug 16 A
	DBPZ3F20ININ0	Power supply cable c/w plug 400 V 4x4 - L. 20 m and red industrial plug 16 A

SPARE PARTS

High temperature-resistant hose	Code	Description
	T4001500002500	T40 flexible hose resistant up to 400 °C - Ø 150 mm - L. 2.5 m

Anti-crush hose (extraction)	Code	Description
	TGA01500002500	TGA flexible hose Ø 150 mm - L. 2.5 m

Flexible hose (expulsion)	Code	Description
	T1903000010000	T19 flexible hose Ø 300 mm - L. 10 m

Code	Description
ACCOELES000010	Replacement kit of castors ELE S for fan trolley
ACCOELES000020	Replacement kit of castors ELE S for positioners