


# Product Range

December 2025



## HERZ Armaturen Ges.m.b.H.

Richard-Strauss-Straße 22, 1230 Wien, Österreich

T: +43 1 616 26 31 - 0

E-Mail: [office@herz.eu](mailto:office@herz.eu)

[www.herz.eu](http://www.herz.eu)

# General Information

## General information, technical data

### HERZ thermostatic valves

The thermostatic heads and valves in the HERZ product range featuring the Keymark conformity symbol  have been tested according to EN 215.

The maximum permissible differential pressure for all HERZ thermostatic valves is 0.6 bar, except for the dimensions 3/4 and 1 with 0.4 bar and HERZ-TS-90-E and HERZ-TS-E with 0.2 bar.

For low-noise operation of the valves, the differential pressure must be designed according to the "VDMA leaflet on the planning and hydraulic balancing of heating systems with thermostatic radiator valves" (max. 0.2 bar).

### Universal models

HERZ radiator valves and radiator screw connections in the dimensions 3/8–3/4 are universal models with special sockets, except for HERZ-TS-E, HERZ-RL-1-E. Threaded pipes can be connected to these using the pipe thread, or copper, soft steel or plastic pipes can be connected with compression adapters.

The same applies to STRÖMAX, STRÖMAX-D, STRÖMAX-M, STRÖMAX-R 1/2. A special adapter is available for the dimension 3/4.

### Standard models

HERZ-AS and radiator screw connections 1 and 1¼, HERZ-TS valves 1 and HERZ-TS-E-valves are standard models with threaded socket for threaded pipes.

### Surface finishes "nickel-plated" and "brass"

Unless otherwise described, HERZ valves and HERZ distributor connection systems are delivered with **nickel-plated surface**.

Pipe valves are preferably installed in the boiler room or in risers. These valves are delivered in the **brass version** unless otherwise described in the product text.

### Technical data

#### - For all HERZ valves

Max. operating temperature TS 120°C  
Max. operating pressure PS 10 bar  
Heating water quality according to ÖNORM H 5195 and VDI Guideline 2035.

Storage temperature (not installed) –15°C to 60°C.

This information applies only if no other values are specified in the product data sheets.

#### - For compression adapters for metallic pipes

For the use of compression adapters for copper and steel pipes, the permissible temperature and pressure information according to EN 1254-2:1998, Table 5, must be observed.

#### - For plastic pipe connections

The plastic pipe connections are suitable for application classes 1, 2, 4 and 5 according to ISO 10508 "Plastic piping systems for hot and cold water installations", DIN 4726 "Warm water surface heating systems and radiator connecting systems" and ÖNORM EN ISO 21003-1 "Multilayer piping systems for hot and cold water installations inside buildings - Part 1". Application class 1, 2 and 4-10 bar and application class 5-8 bar.

This results in a maximum operating temperature of 95°C at 10 bar. The user is obligated to select the **operating pressure P<sub>oper</sub>** and **operating temperature T<sub>oper</sub>** for the respective pipe type such that the values in the standards and the permissible operating data of the pipe manufacturer are complied with.

Deviations from these values are specifically noted in the technical documents.

### Hand wheel colours

Hand wheels and plastic parts are white; on pipe valves, they are red or green. Other colours are specifically noted. Please contact us for special colours.

### Documents

Brochures, technical data sheets and tender texts are available for all HERZ products and product groups. The HERZ field sales employees are happy to provide these documents or you may request them from us.

### Order numbers

The seven-digit order number contains the four-digit article designation, which is emphasised with **bold** type. The order number unmistakably designates the valve design – series, dimension, colour, design variant – and is structured for electronic data processing. Please use these numbers in your order to prevent mistakes.

### EAN, VKE, prices

The European Article Number (**EAN**) has thirteen digits and comprises the code for country and manufacturing company – **EAN 90 04174**, as well as the code for the product and the check digit.

The EAN applies to one piece or one billing unit and not for the specified sale units (**SU**). We would be happy to provide the EAN list for sale units on request.

All prices are guide prices in euro (€), excluding VAT, subject to change and apply for one piece with purchase in the sale unit. We reserve the right to apply surcharges for smaller quantities.

### ARA

HERZ Armaturen is a licensee of Altstoff Recycling Austria Aktiengesellschaft, registered with **license number 2102**. The disposal contribution is paid based on the licensing agreement.

### Changes/improvements

HERZ Armaturen reserves the right to make changes and improvements in the interests of technical progress or based on market requirements and to deliver such changed products without special notice.

### Threaded connection with inner cone

HERZ offers a comprehensive selection of pipe connections and guarantees that both current and future, improved HERZ compression adapters are always a perfect fit for HERZ valves, meaning that mixing with third party products from other manufacturers is not required. Because HERZ cannot make any guarantee for third party products, combinations with products of other manufacturers are outside of the HERZ warranty.

### Images

The images in the HERZ product range descriptions should be understood as symbolic representations and may therefore differ in appearance from the actual products.

### ISO 9001 certification

The company HERZ Armaturen Ges.m.b.H., A-1230 Vienna, has a functioning and effective quality management system in all business areas that is designed to maintain the necessary level of customer trust. Verification of compliance with the requirements of **ÖNORM EN ISO 9001:2015** has been provided.

### Product group overview

PG 1 Valves  
PG 2 Pipes  
PG 3 Press and Sliding Sleeve Fittings  
PG 4 Skirting Boards  
PG 5 Panel Heating  
PG 6 Ball Valves / PUMPFIX  
PG 8 Residential Unit Hydraulic Interface Units  
PG 9 Safety Valves / Air & Dirt Separators  
PG 10 District Heating Components

<b>1</b>	<b>DE LUXE</b> Thermostatic Heads, Thermostatic Valves, Connection Systems, Accessories	<b>1</b>
<b>2</b>	<b>Thermostatic Heads</b> HERZ threaded connection M 28 x 1.5, HERZ threaded connection "H" M 30 x 1.5, HERZ threaded connection "D" clamps or snap fastener, Special Models, Accessories	<b>2</b>
<b>3</b>	<b>Thermostatic Valves</b> HERZ Thermostatic Valves threaded connection M 28 x 1.5, HERZ Thermostatic Valves threaded connection "H" M 30 x 1.5, Special Models, Accessories/Spare Parts	<b>3</b>
<b>4</b>	<b>Radiator Valves and Radiator Connection Systems</b> Return Valves, Radiator Control Valves, Thermostatic Inserts, HERZ-3000, Double Connection Distributors, HERZ-2000, Special Models, Accessories/Spare Parts	<b>4</b>
<b>5</b>	<b>Control and Regulating Valves</b> Commissioning Valves, Differential Pressure Controllers, Flow Rate Controllers, Combi Valves, Zone Valves, 2-Port/3-Port Valves, Accessories and Spare Parts	<b>5</b>
<b>6</b>	<b>Flanged Valves</b> Commissioning Valves, Differential Pressure Controllers, Flow Rate Controllers, Combi Valves, 2-Port/3-Port Valves, Shutoff Valves, Butterfly Valves, Strainers, Metering Stations	<b>6</b>
<b>7</b>	<b>Pipe System Valves</b> Shutoff Valves, Ball Valves, Strainers, Check valves, Air Vents, Safety Valves, Accessories, Connections	<b>7</b>
<b>8</b>	<b>Temperature Control, Measurement and Control Technology</b> Thermal drives, actuators, Measurement & Control Technology, Accessories	<b>8</b>
<b>9</b>	<b>Drinking Water Systems</b> Commissioning valves, Shutoff Valves, Ball Valves, Pressure Reducers, Drain Valves, Backflow Preventers, Water Filters, Safety Valves, Accessories/Spare Parts, Distributors	<b>9</b>
<b>10</b>	<b>PIPEFIX</b> Plastic-Aluminium Composite Pipes, Press Fittings, Plastic Pipe Connections, Compression Adapters, Accessories/Spare Parts	<b>10</b>
<b>11</b>	<b>Gas Systems</b> Ball Valves, Strainers, Accessories	<b>11</b>
<b>12</b>	<b>Systems</b> Substations, Heat Interface Units, Pressure-Maintaining Device, Accessories/Spare Parts	<b>12</b>
<b>13</b>	<b>Distribution</b> Pump Groups, Floor Heating Distributors, Rod-Type Distributors, Compact Floor, Accessories/Spare Parts	<b>13</b>

## Threaded pipe EN 10255 (medium-weight)

### Connections

Nominal size (DN)	Pipe thread R, nominal size (inch)	Outside diameter d <sub>o</sub> max. (mm)	Wall thickness s (mm)	Inside diameter d <sub>i</sub> (mm)	Volume (l/m)
8	1/4	14.0	2.3	8.8	0.07
10	3/8	17.5	2.3	12.5	0.12
15	1/2	21.8	2.6	16.0	0.20
20	3/4	27.3	2.6	21.6	0.37
25	1	34.2	3.2	27.2	0.58
32	1¼	42.9	3.2	35.9	1.01
40	1½	48.8	3.2	41.8	1.37
50	2	60.8	3.6	53.0	2.21
65	2½	76.6	3.6	68.8	3.72
80	3	89.5	4.0	80.8	5.13
100	4	115.0	4.5	105.3	8.71
125	5	140.8	5.0	130.0	13.27

For threaded pipes, the nominal size is generally given in inches. For copper pipes, the outer diameter is typically given in mm (10; 12; 15; 18; 22; 28; 35; 42; 54; 67; etc.); the pipe thickness for 10-22 mm is 1 mm, for 28-42 1.5 mm and for 54+67 2 mm.

## Threaded pipe EN 10255 (heavy)

### Connections





Nominal size (DN)	Pipe thread R (inch)	Outside diameter d <sub>o</sub> max. (mm)	Wall thickness s (mm)	Inside diameter d <sub>i</sub> (mm)
10	3/8	17.5	2.9	11.4
15	1/2	21.8	3.2	14.8
20	3/4	27.3	3.2	20.4
25	1	34.2	4.0	25.6
32	1¼	42.9	4.0	34.3
40	1½	48.8	4.0	40.2
50	2	60.8	4.5	51.3



1

DE LUXE



## Thermostatic heads MINI DE LUXE with threaded connection M 28 x 1.5 suitable for HERZ thermostatic valves

Model	Connection	Order number	Sale Unit	€
 <b>HERZ thermostatic head MINI DE LUXE*/**, white</b> with liquid sensor (hydrosensor), set point range 0–30 °C, with setting “0”, frost protection adjustable at approx. 8 °C.	M 28 x 1.5	S 9200 34	1	
 <b>HERZ thermostatic head MINI DE LUXE*/**, chrome</b> with liquid sensor (hydrosensor), set point range 0–30 °C, with setting “0”, frost protection adjustable at approx. 8 °C.	M 28 x 1.5	S 9200 31	1	
 <b>HERZ thermostatic head MINI DE LUXE*/**, matt black</b> with liquid sensor (hydrosensor), set point range 0–30 °C, with setting “0”, frost protection adjustable at approx. 8 °C.	M 28 x 1.5	S 9200 49	1	
 <b>HERZ thermostatic head MINI DE LUXE, vintage</b> with liquid sensor (hydrosensor), set point range 0–30 °C, with setting “0”, frost protection adjustable at approx. 8 °C. Matching thermostatic valve please see below.	M 28 x 1.5	S 9200 35	1	

\* For combining with the DELUXE series S xxxx xx

\*\* Specially designed for the thermostatic valves on pages 6 - 8.





## TS-90 thermostatic valve DE LUXE with threaded connection M 28 x 1.5 - vintage \*

Model	kvs	Dim.	Order number	Sale Unit	€
 <b>HERZ-TS-90 thermostatic valve DE LUXE angle model, vintage*</b> Radiator connection R 1/2", with cone to the valve, pipe connection designed as a universal model for threaded pipes 1/2" or compression adapter connection.	1.1	1/2	S 7724 91	1	
 <b>HERZ RL-1 return valve DE LUXE, angle model, vintage</b> Radiator connection with cone. Universal models with special socket for threaded pipe and compression adapter connection.		1/2	S 3724 01	1	

\* Matching thermostatic head in DE LUXE design: S 9200 35 (vintage) - please see above.





Additional colours available on request.

## DE LUXE 3000 connection system for valve radiator

Model	Order number	Sale Unit	€	
 <p><b>H3000 straight 2P design, white *</b> Straight model for two-pipe systems, pipe centre spacing 50 mm, radiator connection G 1/2, valve connected via freely-rotating nut G 3/4. Pipe connection for male thread M 22 x 1.5 with cone for compression adapter connection. Compression adapters must be ordered separately.</p>	S 3266 04	1		
	<b>H3000 straight 2P design, chrome</b> as before	S 3266 01	1	
	<b>H3000 straight 2P design, matt black*</b> as before	S 3263 49	1	
 <p><b>H3000 straight 1P design, white*</b> Straight model for one-pipe systems, pipe centre spacing 50 mm, radiator connection G 1/2, valve connected via freely-rotating nut G 3/4. Pipe connection for male thread M 22 x 1.5 with cone for compression adapter connection. Compression adapters must be ordered separately.</p>	S 3166 04	1		
	<b>H3000 straight 1P design, chrome</b> as before	S 3166 01	1	
	<b>H3000 straight 1P design, matt black*</b> as before	S 3163 49	1	
 <p><b>H3000 angle 2P design, white*</b> Angle model for two-pipe systems, pipe centre spacing 50 mm, radiator connection G 1/2, valve connected via freely-rotating nut G 3/4. Pipe connection for male thread M 22 x 1.5 with cone for compression adapter connection. Compression adapters must be ordered separately.</p>	S 3266 14	1		
	<b>H3000 angle 2P design, chrome</b> as before	S 3266 11	1	
	<b>H3000 angle 2P design, matt black*</b> as before	S 3264 49	1	
 <p><b>H3000 angle 1P design, white*</b> Angle model for one-pipe systems, pipe centre spacing 50 mm, radiator connection G 1/2, valve connected via freely-rotating nut G 3/4. Pipe connection for male thread M 22 x 1.5 with cone for compression adapter connection. Compression adapters must be ordered separately.</p>	S 3166 14	1		
	<b>H3000 angle 1P design, chrome</b> as before	S 3166 11	1	
	<b>H3000 angle 1P design, matt black*</b> as before	S 3164 49	1	

\* Radiator connection chrome-plated





## DE LUXE TS-3000 connection systems for radiators

Model	Order number	Sale Unit	€
	<b>TS-3000 straight 2P design, white**/**</b> Straight model for two-pipe systems, with continuously pre-settable upper thermostatic insert TS-98-V in the return flow; Thermostatic head connection M 28 x 1.5, supply valve lockable, return flow can be shut off via TS valve, radiator connection G ½ with O-ring, valve connected via freely-rotating nut. Pipe connection M 22 x 1.5 with cone for compression adapter connection, pipe centre spacing 50 mm. Compression adapters must be ordered separately.	S 3692 44	1
	<b>TS-3000 straight 2P design, chrome**</b> as above	S 3692 41	1
	<b>TS-3000 straight 2P design, matt black**/**</b> as above	S 3693 49	1
	<b>TS-3000 straight 1P design, white**/**</b> Straight model for one-pipe systems, with continuously pre-settable upper thermostatic insert TS-98-V in the return flow; Thermostatic head connection M 28 x 1.5, supply valve lockable, return flow can be shut off via TS valve, radiator connection G ½ with O-ring, valve connected via freely-rotating nut. Pipe connection M 22 x 1.5 with cone for compression adapter connection, pipe centre spacing 50 mm. Compression adapters must be ordered separately.	S 3792 44	1
	<b>TS-3000 straight 1P design, chrome**</b> as above	S 3792 41	1
	<b>TS-3000 straight 1P design, matt black**/**</b> as above	S 3793 49	1
	<b>TS-3000 angle 2P design, white**/**</b> Angle model for two-pipe systems, with continuously pre-settable upper thermostatic insert TS-98-V in the return flow; Thermostatic head connection M 28 x 1.5, supply valve lockable, return flow can be shut off via TS valve, radiator connection G ½ with O-ring, valve connected via freely-rotating nut. Pipe connection M 22 x 1.5 with cone for compression adapter connection, pipe centre spacing 50 mm. Compression adapters must be ordered separately.	S 3691 44	1
	<b>TS-3000 angle 2P design, chrome**</b> as above	S 3691 41	1
	<b>TS-3000 angle 2P design, matt black**/**</b> as above	S 3694 49	1
	<b>TS-3000 angle 1P design, white**/**</b> Angle model for one-pipe systems, with continuously pre-settable upper thermostatic insert TS-98-V in the return flow; Thermostatic head connection M 28 x 1.5, supply valve lockable, return flow can be shut off via TS valve, radiator connection G ½ with O-ring, valve connected via freely-rotating nut. Pipe connection M 22 x 1.5 with cone for compression adapter connection, pipe centre spacing 50 mm. Compression adapters must be ordered separately.	S 3791 44	1
	<b>TS-3000 angle 1P design, chrome**</b> as above	S 3791 41	1
	<b>TS-3000 angle 1P design, matt black**/**</b> as above	S 3794 49	1

\* Radiator connection chrome-plated

\*\* Matching thermostatic heads in DE LUXE design: S 9200 31 (chrome), S 9200 34 (white), S 9200 49 (matt black) - please see page 4.






## DE LUXE VUA four-port valves for thermostatic operation

Model	Order number	Sale Unit	€	
	<b>HERZ-VUA-50 straight 2P design, white<sup>*/**</sup></b> Four-port valve as straight model for two-pipe systems, with immersion tube (L = 290 mm, Ø 11 mm), with continuously pre-settable upper thermostatic insert TS-98-V in the return flow. Thermostatic head connection M 28 x 1.5, supply valve lockable, return flow can be shut off via TS valve, radiator connection G ½ with O-ring, valve connected via freely-rotating nut. Pipe connection M 22 x 1.5 with cone for compression adapter connection, pipe centre spacing 50 mm.	S 7683 44	1	
	<b>HERZ-VUA-50 straight 2P design, chrome<sup>**</sup></b> as above	S 7683 41	1	
	<b>HERZ-VUA-50 straight 2P design, matt black<sup>*/**</sup></b> as above	S 7683 49	1	
	<b>HERZ-VUA-50 straight 1P design, white<sup>*/**</sup></b> Four-port valve as straight model for oneo-pipe systems, with immersion tube (L = 290 mm, Ø 11 mm), with continuously pre-settable upper thermostatic insert TS-90 in the return flow, with bypass (60 %). Thermostatic head connection M 28 x 1.5, supply valve lockable, return flow can be shut off via TS valve, radiator connection G ½ with O-ring, valve connected via freely-rotating nut. Pipe connection M 22 x 1.5 with cone for compression adapter connection, pipe centre spacing 50 mm.	S 7786 44	1	
	<b>HERZ-VUA-50 straight 1P design, chrome<sup>**</sup></b> as above	S 7786 41	1	
	<b>HERZ-VUA-50 straight 1P design, matt black<sup>*/**</sup></b> as above	S 7783 49	1	
	<b>HERZ-VUA-50 angle 2P design, white<sup>*/**</sup></b> Four-port valve as angle model for two-pipe systems, with immersion tube (L = 290 mm, Ø 11 mm), with continuously pre-settable upper thermostatic insert TS-98-V in the return flow. Thermostatic head connection M 28 x 1.5, supply valve lockable, return flow can be shut off via TS valve, radiator connection G ½ with O-ring, valve connected via freely-rotating nut. Pipe connection M 22 x 1.5 with cone for compression adapter connection, pipe centre spacing 50 mm.	S 7684 44	1	
	<b>HERZ-VUA-50 angle 2P design, chrome<sup>**</sup></b> as above	S 7684 41	1	
	<b>HERZ-VUA-50 angle 2P design, matt black<sup>*/**</sup></b> as above	S 7684 49	1	
	<b>HERZ-VUA-50 angle 1P design, white<sup>*/**</sup></b> Four-port valve as angle model for oneo-pipe systems, with immersion tube (L = 290 mm, Ø 11 mm), with continuously pre-settable upper thermostatic insert TS-90 in the return flow, with bypass (60 %). Thermostatic head connection M 28 x 1.5, supply valve lockable, return flow can be shut off via TS valve, radiator connection G ½ with O-ring, valve connected via freely-rotating nut. Pipe connection M 22 x 1.5 with cone for compression adapter connection, pipe centre spacing 50 mm.	S 7784 44	1	
	<b>HERZ-VUA-50 angle 1P design, chrome<sup>**</sup></b> as above	S 7784 41	1	
	<b>HERZ-VUA-50 angle 1P design, matt black<sup>*/**</sup></b> as above	S 7784 49	1	

\* Radiator connection chrome-plated






\*\* Matching thermostatic heads in DE LUXE design: S 9200 31 (chrome), S 9200 34 (white), S 9200 49 (matt black) - please see page 4.

## TS-98-V thermostatic valves DE LUXE with threaded connection M 28 x 1.5 DE LUXE TS-98-V with continuous pre-setting and readout


Model	Connection	Order number	Sale Unit	€
	<b>HERZ-TS-98-V valve straight model*, white</b> With continuous pre-setting and readout, Radiator connection G 1/2" with O-ring, freely-rotating union nut to the valve, pipe connection male thread M 22 x 1.5 with cone.	G 1/2" – M 22 x 1.5	S 7633 44	1
	<b>HERZ-TS-98-V valve straight model*, chrome</b> With continuous pre-setting and readout, Radiator connection G 1/2" with O-ring, freely-rotating union nut to the valve, pipe connection male thread M 22 x 1.5 with cone.	G 1/2" – M 22 x 1.5	S 7633 41	1
	<b>HERZ-TS-98-V thermostatic valve angle model*, white</b> With continuous pre-setting and readout, Radiator connection G 1/2" with O-ring, freely-rotating union nut to the valve, pipe connection male thread M 22 x 1.5 with cone.	G 1/2" – M 22 x 1.5	S 7634 44	1
	<b>HERZ-TS-98-V thermostatic valve angle model*, chrome</b> With continuous pre-setting and readout, Radiator connection G 1/2" with O-ring, freely-rotating union nut to the valve, pipe connection male thread M 22 x 1.5 with cone.	G 1/2" – M 22 x 1.5	S 7634 41	1
	<b>HERZ-TS-98-V thermostatic valve reverse angle model*, white</b> With continuous pre-setting and readout, Radiator connection G 1/2" with O-ring, freely-rotating union nut to the valve, pipe connection male thread M 22 x 1.5 with cone.	G 1/2" – M 22 x 1.5	S 7638 44	1
	<b>HERZ-TS-98-V thermostatic valve reverse angle model*, chrome</b> With continuous pre-setting and readout, Radiator connection G 1/2" with O-ring, freely-rotating union nut to the valve, pipe connection male thread M 22 x 1.5 with cone.	G 1/2" – M 22 x 1.5	S 7638 41	1
	<b>HERZ-TS thermostatic valve "AB" design white*</b> With continuous pre-setting and readout, Radiator connection G 1/2" with O-ring, freely-rotating union nut to the valve, pipe connection male thread M 22 x 1.5 with cone.	G 1/2" – M 22 x 1.5	S 7645 44	1
	<b>HERZ-TS thermostatic valve "AB" design chrome*</b> With continuous pre-setting and readout, Radiator connection G 1/2" with O-ring, freely-rotating union nut to the valve, pipe connection male thread M 22 x 1.5 with cone.	G 1/2" – M 22 x 1.5	S 7645 41	1
	<b>HERZ thermostatic valve "CD" design white*</b> With continuous pre-setting and readout, Radiator connection G 1/2" with O-ring, freely-rotating union nut to the valve, pipe connection male thread M 22 x 1.5 with cone.	G 1/2" – M 22 x 1.5	S 7646 44	1
	<b>HERZ thermostatic valve "CD" design chrome*</b> With continuous pre-setting and readout, Radiator connection G 1/2" with O-ring, freely-rotating union nut to the valve, pipe connection male thread M 22 x 1.5 with cone.	G 1/2" – M 22 x 1.5	S 7646 41	1

\* Matching thermostatic heads in DE LUXE design: S 9200 31 (chrome), S 9200 34 (white), S 9200 49 (matt black) - please see page 4.


## DE LUXE RL return valves, control and shutoff valve

Model	Connection	Order number	Sale Unit	€
	<b>HERZ return valve DE LUXE straight model, white</b> Control and shutoff valve, white coated. Radiator connection G 1/2" with O-ring, freely-rotating union nut to the valve, pipe connection male thread M 22 x 1.5 with cone.	<b>G 1/2" – M 22 x 1.5</b> S 3733 44	1	
	<b>HERZ return valve DE LUXE straight model, chrome</b> Control and shutoff valve, chrome-plated. Radiator connection G 1/2" with O-ring, freely-rotating union nut to the valve, pipe connection male thread M 22 x 1.5 with cone.	<b>G 1/2" – M 22 x 1.5</b> S 3733 41	1	
	<b>HERZ return valve DE LUXE angle model, white</b> Control and shutoff valve, white coated. Radiator connection G 1/2" with O-ring, freely-rotating union nut to the valve, pipe connection male thread M 22 x 1.5 with cone.	<b>G 1/2" – M 22 x 1.5</b> S 3734 44	1	
	<b>HERZ return valve DE LUXE angle model, chrome</b> Control and shutoff valve, chrome-plated. Radiator connection G 1/2" with O-ring, freely-rotating union nut to the valve, pipe connection male thread M 22 x 1.5 with cone.	<b>G 1/2" – M 22 x 1.5</b> S 3734 41	1	
	<b>HERZ reverse angle return valve design white</b> Control and shutoff valve, for installation in return line, white coated. Radiator connection G 1/2" with O-ring, freely-rotating union nut to the valve, pipe connection male thread M 22 x 1.5 with cone.	<b>G 1/2" – M 22 x 1.5</b> S 3738 44	1	
	<b>HERZ reverse angle return valve design chrome</b> Control and shutoff valve, for installation in return line, chrome-plated. Radiator connection G 1/2" with O-ring, freely-rotating union nut to the valve, pipe connection male thread M 22 x 1.5 with cone.	<b>G 1/2" – M 22 x 1.5</b> S 3738 41	1	
	<b>HERZ axis return valve "AB" design white</b> Control and shutoff valve, white coated. Radiator connection with cone. Radiator connection G 1/2" with O-ring, freely-rotating union nut to the valve, pipe connection male thread M 22 x 1.5 with cone.	<b>G 1/2" – M 22 x 1.5</b> S 3745 44	1	
	<b>HERZ axis return valve "AB" design chrome</b> Control and shutoff valve, chrome-plated. Radiator connection with cone. Radiator connection G 1/2" with O-ring, freely-rotating union nut to the valve, pipe connection male thread M 22 x 1.5 with cone.	<b>G 1/2" – M 22 x 1.5</b> S 3745 41	1	
	<b>HERZ axis return valve "CD" design white</b> Control and shutoff valve, white coated. Radiator connection with cone. Radiator connection G 1/2" with O-ring, freely-rotating union nut to the valve, pipe connection male thread M 22 x 1.5 with cone.	<b>G 1/2" – M 22 x 1.5</b> S 3746 44	1	
	<b>HERZ axis return valve "CD" design chrome</b> Control and shutoff valve, chrome-plated. Radiator connection with cone. Radiator connection G 1/2" with O-ring, freely-rotating union nut to the valve, pipe connection male thread M 22 x 1.5 with cone.	<b>G 1/2" – M 22 x 1.5</b> S 3746 41	1	


## DE LUXE compression adapters M 22 x 1,5 for soft steel and copper pipes

Model	Connection	Order number	Sale Unit	€
		<b>Design compression adapter - M 22 x 1.5 - chrome</b> for soft steel and copper pipes, olive with metallic seal, union nut M 22 x 1.5. Not suitable for chrome-plated metal pipes and stainless steel pipes. Nut chrome-plated. Sealed with O-ring.		
	10	S 6284 10	10	
	12	S 6284 12	10	
	14	S 6284 14	10	
	15	S 6284 15	10	
	16	S 6284 16	10	



## DE LUXE compression adapters M 22 x 1,5 for copper pipes

		<b>Design compression adapter - M 22 x 1.5 - chrome</b> solid rubber seal (EPDM) to pipe, union nut M 22 x 1.5; Nut chrome-plated. Only suitable for copper pipes. Not suitable for chrome-plated metal pipes, soft steel pipes or stainless steel pipes.		
	12	S 6286 12	10	
		<b>Design compression adapter - M 22 x 1.5 - chrome</b> solid rubber seal (EPDM) to pipe, union nut M 22 x 1.5; Nut chrome-plated. Only suitable for copper and chrome-plated copper pipes. Not suitable for chrome-plated metal pipes generally, soft steel pipes or stainless steel pipes.		
15	S 6286 15	10		


## DE LUXE compression adapters M 22 x 1,5 for PE-X, PB and aluminium composite pipes

		<b>Design compression adapter - M 22 x 1.5 - chrome for PE-X, PB and aluminium composite pipes,</b> consisting of spigot, olive and union nut M 22 x 1.5. Nut chrome-plated.		
	14 x 2	S 6066 14	10	
	16 x 2	S 6066 16	10	


## Thermostatic heads DE LUXE with threaded connection M 28 x 1.5 suitable HERZ-TS-90 DE LUXE thermostatic valves

Model	Order number	Sale Unit	€
	HERZ thermostatic head DE LUXE, chrome with liquid sensor (hydrosensor), with setting "0" and with cover and locking ring. Frost protection adjustable at approx. 8°C, set point range 0–30°C.	1 9230 41	1
	HERZ thermostatic head DE LUXE, white (RAL 9010)	1 9230 44	1
	HERZ thermostatic head DE LUXE, matt black	1 9230 49	1
	HERZ thermostatic head DE LUXE, colour Pergamum with liquid sensor (hydrosensor), with setting "0" and with cover and locking ring. Frost protection adjustable at approx. 8°C, set point range 0–30°C.	S 9230 01	1
	Colour Aegean	S 9230 02	1
	Colour Manhattan	S 9230 03	1
	Colour Edelweiss	S 9230 04	1
	Colour Calypso	S 9230 05	1
	Colour Bahama Beige	S 9230 06	1
	Colour Greenwich	S 9230 07	1
	Colour Jasmine	S 9230 08	1
	Colour Natural	S 9230 09	1
	Colour Ultramarine Blue (RAL 5002)	S 9230 10	1
	Colour Flame Red (RAL 3000)	S 9230 11	1
	Colour Ruby Red (RAL 3003)	S 9230 12	1
	Colour Signal Blue (RAL 5005)	S 9230 13	1
	Colour Golden Yellow (RAL 1004)	S 9230 14	1
Colour Light Ivory (RAL 1015)	S 9230 15	1	

## Thermostatic heads "H" DE LUXE with threaded connection M 30 x 1.5


	HERZ thermostatic head "H" DE LUXE, chrome with liquid sensor (hydrosensor), with setting "0" and with cover and locking ring. Frost protection adjustable at approx. 8°C, set point range 0–30°C.	1 9238 41	1
	HERZ thermostatic head "H" DE LUXE, white (RAL 9010)	1 9238 44	1
	HERZ thermostatic head "H" DE LUXE, matt black	1 9238 49	1

## Thermostatic heads "H" DE LUXE with threaded connection M 30 x 1.5


	HERZ thermostatic head "H" DE LUXE, colour Pergamum with liquid sensor (hydrosensor), with setting "0" and with cover and locking ring. Frost protection adjustable at approx. 8°C, set point range 0–30°C.	S 9238 01	1
	Colour Aegean	S 9238 02	1
	Colour Manhattan	S 9238 03	1
	Colour Edelweiss	S 9238 04	1
	Colour Calypso	S 9238 05	1
	Colour Bahama Beige	S 9238 06	1
	Colour Greenwich	S 9238 07	1
	Colour Jasmine	S 9238 08	1
	Colour Natural	S 9238 09	1
	Colour Ultramarine Blue (RAL 5002)	S 9238 10	1
	Colour Flame Red (RAL 3000)	S 9238 11	1
	Colour Ruby Red (RAL 3003)	S 9238 12	1
	Colour Signal Blue (RAL 5005)	S 9238 13	1
	Colour Golden Yellow (RAL 1004)	S 9238 14	1
Colour Light Ivory (RAL 1015)	S 9238 15	1	

Additional colours available on request.

## Thermostatic heads "D" DE LUXE with clamps or snap fastener






Model	Order number	Sale Unit	€
 <p><b>HERZ thermostatic head "D" DE LUXE, chrome</b> with liquid sensor (hydrosensor), with setting "0" and with cover and locking ring. Frost protection adjustable at approx. 8°C, set point range 0–30°C.</p>	1 9239 41	1	
	1 9239 44	1	
	1 9239 49	1	

## Thermostatic heads "D" DE LUXE with clamps or snap fastener

	<p><b>HERZ thermostatic head "D" DE LUXE, colour Pergamum</b> with liquid sensor (hydrosensor), with setting "0" and with cover and locking ring. Frost protection adjustable at approx. 8°C, set point range 0–30°C.</p>	S 9239 01	1	
	Colour Aegean	S 9239 02	1	
	Colour Manhattan	S 9239 03	1	
	Colour Edelweiss	S 9239 04	1	
	Colour Calypso	S 9239 05	1	
	Colour Bahama Beige	S 9239 06	1	
	Colour Greenwich	S 9239 07	1	
	Colour Jasmine	S 9239 08	1	
	Colour Natural	S 9239 09	1	
	Colour Ultramarine Blue (RAL 5002)	S 9239 10	1	
	Colour Flame Red (RAL 3000)	S 9239 11	1	
	Colour Ruby Red (RAL 3003)	S 9239 12	1	
	Colour Signal Blue (RAL 5005)	S 9239 13	1	
	Colour Golden Yellow (RAL 1004)	S 9239 14	1	
Colour Light Ivory (RAL 1015)	S 9239 15	1		


Additional colours available on request.

## TS-90 thermostatic valves DE LUXE with threaded connection M 28 x 1.5

Model	Dim.	Order number	Sale Unit	€	
 <p><b>HERZ-TS-90 thermostatic valve DE LUXE straight model, chrome</b> Radiator connection R 1/2", with cone to the valve, pipe connection designed as a universal model for threaded pipes 1/2" or compression adapter connection.</p>	1/2	1 7923 41	1		
		White (RAL 9010)	1 7923 44	1	
		Matt black	1 7923 49	1	
 <p><b>HERZ-TS-90 thermostatic valve DE LUXE Angle model, chrome</b> as 1 7923 41.</p>	1/2	1 7924 41	1		
		White (RAL 9010)	1 7924 44	1	
		Matt black	1 7924 49	1	
 <p><b>HERZ-TS-90 thermostatic valve DE LUXE Reverse angle model, chrome</b> as 1 7923 41.</p>	1/2	1 7928 41	1		
		White (RAL 9010)	1 7928 44	1	
		Matt black	1 7928 49	1	
 <p><b>HERZ-TS-90 thermostatic valve DE LUXE 3-axis valve "AB", chrome</b> Valve to left of radiator. as 1 7923 41.</p>	1/2	1 7958 41	1		
		White (RAL 9010)	1 7958 44	1	
		Matt black	1 7958 49	1	
 <p><b>HERZ-TS-90 thermostatic valve DE LUXE 3-axis valve "CD", chrome</b> Valve to right of radiator. as 1 7923 41.</p>	1/2	1 7959 41	1		
		White (RAL 9010)	1 7959 44	1	
		Matt black	1 7959 49	1	

## TS-90 thermostatic valves DE LUXE, universal models with threaded connection M 28 x 1.5

Model	Dim.	Order number	Sale Unit	€
<b>HERZ-TS-90-thermostatic valve DE LUXE Angle model, colour Pergamum</b> Radiator connection with cone. Universal model with special socket for threaded pipe and compression adapter connection.	1/2	S 7924 01	1	
Colour Aegean	1/2	S 7924 02	1	
Colour Manhattan	1/2	S 7924 03	1	
Colour Edelweiss	1/2	S 7924 04	1	
Colour Calypso	1/2	S 7924 05	1	
Colour Bahama Beige	1/2	S 7924 06	1	
Colour Greenwich	1/2	S 7924 07	1	
Colour Jasmine	1/2	S 7924 08	1	
Colour Natural	1/2	S 7924 09	1	
Colour Ultramarine Blue (RAL 5002)	1/2	S 7924 10	1	
Colour Flame Red (RAL 3000)	1/2	S 7924 11	1	
Colour Ruby Red (RAL 3003)	1/2	S 7924 12	1	
Colour Signal Blue (RAL 5005)	1/2	S 7924 13	1	
Colour Golden Yellow (RAL 1004)	1/2	S 7924 14	1	
Colour Light Ivory (RAL 1015)	1/2	S 7924 15	1	



Other designs in other colours – straight model, reverse angle model, 3-axis valves “AB” and “CD” – available upon request.



Chrome
Matt black
White RAL 9010
Pergamum
Aegean
Manhattan

Edelweiss
Calypso
Bahama Beige
Greenwich
Jasmine
Natural


Ultramarin Blue RAL 5002
Flame Red RAL 3000
Ruby Red RAL 3003
Signal Blue RAL 5005
Golden Yellow RAL 1004
Light Ivory RAL 1015

Colour deviations possible due to printing technology!

## Return valves DE LUXE, universal models with pre-setting via stroke limitation

Model	Dim.	Order number	Sale Unit	€	
 <p><b>HERZ return valve DE LUXE straight model, chrome</b> With pre-setting via stroke limitation, radiator connection R 1/2", with cone to the valve, pipe connection designed as a universal model for threaded pipes 1/2" or compression adapter connection.</p>	1/2	1 3725 41	1		
		White (RAL 9010)	1 3725 44	1	
		Matt black	1 3725 49	1	
 <p><b>HERZ return valve DE LUXE angle model, chrome</b> With pre-setting via stroke limitation, radiator connection R 1/2", with cone to the valve, pipe connection designed as a universal model for threaded pipes 1/2" or compression adapter connection.</p>	1/2	1 3726 41	1		
		White (RAL 9010)	1 3726 44	1	
		Matt black	1 3726 49	1	

## Return valves DE LUXE, universal models with pre-setting via stroke limitation

	<p><b>HERZ return valve DE LUXE angle model, colour Pergamum</b> With pre-setting via stroke limitation, radiator connection R 1/2", with cone to the valve, pipe connection designed as a universal model for threaded pipes 1/2" or compression adapter connection.</p>	1/2	S 3726 01	1	
	Colour Aegean	1/2	S 3726 02	1	
	Colour Manhattan	1/2	S 3726 03	1	
	Colour Edelweiss	1/2	S 3726 04	1	
	Colour Calypso	1/2	S 3726 05	1	
	Colour Bahama Beige	1/2	S 3726 06	1	
	Colour Greenwich	1/2	S 3726 07	1	
	Colour Jasmine	1/2	S 3726 08	1	
	Colour Natural	1/2	S 3726 09	1	
	Colour Ultramarine Blue (RAL 5002)	1/2	S 3726 10	1	
	Colour Flame Red (RAL 3000)	1/2	S 3726 11	1	
	Colour Ruby Red (RAL 3003)	1/2	S 3726 12	1	
	Colour Signal Blue (RAL 5005)	1/2	S 3726 13	1	
	Colour Golden Yellow (RAL 1004)	1/2	S 3726 14	1	
	Colour Light Ivory (RAL 1015)	1/2	S 3726 15	1	

HERZ return valves DE LUXE coloured as straight model are available upon request.


Chrome
Matt black
White RAL 9010
Pergamum
Aegean
Manhattan

Edelweiss
Calypso
Bahama Beige
Greenwich
Jasmine
Natural


Ultramarin Blue RAL 5002
Flame Red RAL 3000
Ruby Red RAL 3003
Signal Blue RAL 5005
Golden Yellow RAL 1004
Light Ivory RAL 1015

Colour deviations possible due to printing technology!


## Compression adapters for universal models DE LUXE TS-90 and RL-1

Model	Colour	Order number	Sale Unit	€
 <p><b>HERZ compression adapter DE LUXE with nut and olive</b> compression adapter connection G ½" x 15 mm, suitable for soft steel pipes and copper pipes.</p>	Chrome	1 6292 41	1	
	White (RAL 9010)	1 6292 44	1	
	Matt black	1 6292 49	1	


## Compression adapters for universal models DE LUXE, sanitary colours

 <p><b>HERZ compression adapter DE LUXE with nut and olive</b> compression adapter connection G ½" x 15 mm, suitable for soft steel pipes and copper pipes.</p>	Pergamum	S 6292 01	1	
	Aegean	S 6292 02	1	
	Manhattan	S 6292 03	1	
	Edelweiss	S 6292 04	1	
	Calypso	S 6292 05	1	
	Bahama Beige	S 6292 06	1	
	Greenwich	S 6292 07	1	
	Jasmine	S 6292 08	1	
	Natural	S 6292 09	1	
	Ultramarine Blue (RAL 5002)	S 6292 10	1	
	Flame Red (RAL 3000)	S 6292 11	1	
	Ruby Red (RAL 3003)	S 6292 12	1	
	Signal Blue (RAL 5005)	S 6292 13	1	
	Golden Yellow (RAL 1004)	S 6292 14	1	
	Light Ivory (RAL 1015)	S 6292 15	1	




## Compression adapter covers DE LUXE




 <p><b>HERZ compression adapter cover DE LUXE</b> for compression adapter connections 1 6292 01 - G ½" x 15 mm.</p>	Chrome	1 6281 41	1	
	White (RAL 9010)	1 6281 44	1	
	Matt black	1 6281 49	1	

## Compression adapter covers DE LUXE, sanitary colours

 <p><b>HERZ compression adapter cover DE LUXE</b> for compression adapter connections 1 6292 01 - G ½" x 15 mm.</p>	Pergamum	S 6281 21	1	
	Aegean	S 6281 22	1	
	Manhattan	S 6281 23	1	
	Edelweiss	S 6281 24	1	
	Calypso	S 6281 25	1	
	Bahama Beige	S 6281 26	1	
	Greenwich	S 6281 27	1	
	Jasmine	S 6281 28	1	
	Natural	S 6281 29	1	
	Ultramarine Blue (RAL 5002)	S 6281 30	1	
	Flame Red (RAL 3000)	S 6281 31	1	
	Ruby Red (RAL 3003)	S 6281 32	1	
	Signal Blue (RAL 5005)	S 6281 33	1	
	Golden Yellow (RAL 1004)	S 6281 34	1	
	Light Ivory (RAL 1015)	S 6281 35	1	


## DE LUXE accessories

Model	Connection	Order number	Sale Unit	€
	<b>Hand wheel, design, white</b> for HERZ thermostatic valves that are not equipped with a HERZ thermostatic head, in white.	M 28 x 1,5	S 9102 44	1
	<b>Hand wheel, design, chrome</b> for HERZ thermostatic valves that are not equipped with a HERZ thermostatic head, chrome-plated.	M 28 x 1,5	S 9102 41	1
	<b>HERZ-T-piece design white</b> with connection option for heating cartridge. Heating cartridge connection 1/2 - female thread with O-ring, radiator connection G 1/2. Heating cartridge diameter max. 11 mm. Note insertion depth according to radiator.	G 1/2	S 1002 44	10
	<b>HERZ-T-piece design chrome</b> with connection option for heating cartridge. Heating cartridge connection 1/2 - female thread with O-ring, radiator connection G 1/2. Heating cartridge diameter max. 11 mm. Note insertion depth according to radiator.	G 1/2	S 1002 41	10
	<b>HERZ-integrated shutoff valve design white</b> Left version with connection option for heating cartridge operation. Heating cartridge connection 1/2 - female thread. Heating cartridge diameter max. 11 mm. Note insertion depth according to radiator. Pipe connection M 22 x 1.5. Compression adapters must be ordered separately.	G 1/2	S 3720 24	10
	<b>HERZ-integrated shutoff valve design chrome</b> Left version with connection option for heating cartridge operation. Heating cartridge connection 1/2 - female thread. Heating cartridge diameter max. 11 mm. Note insertion depth according to radiator. Pipe connection M 22 x 1.5. Compression adapters must be ordered separately.	G 1/2	S 3720 21	10
	<b>HERZ-integrated shutoff valve design white</b> Right version with connection option for heating cartridge operation. Heating cartridge connection 1/2 - female thread. Heating cartridge diameter max. 11 mm. Note insertion depth according to radiator. Pipe connection M 22 x 1.5. Compression adapters must be ordered separately.	G 1/2	S 3720 44	10
	<b>HERZ-integrated shutoff valve design chrome</b> Right version with connection option for heating cartridge operation. Heating cartridge connection 1/2 - female thread. Heating cartridge diameter max. 11 mm. Note insertion depth according to radiator. Pipe connection M 22 x 1.5. Compression adapters must be ordered separately.	G 1/2	S 3720 41	10

Model	Connection	Order number	Sale Unit	€
	<b>Pipe covering set, loose, chrome</b> Incl. double-sided adhesive tape, sleeve pipe 70 mm long, suitable for pipes with an outer diameter of 16 mm, diameter of rosette 55 mm.	Ø 55	S 6822 00	10
	<b>Pipe covering plate, chrome</b> Pipe centre spacing 50 mm. Incl. double-sided adhesive tape, sleeve pipe 70 mm long, suitable for pipes with an outside diameter of 16 mm, diameter of rosette 55 mm. Dimensions of double rosette 105 x 8 mm.	L x H: 105 x 8 mm	S 6822 01	10
	<b>Adapter - M 22 x 1.5 - Rp 1/2 - design chrome</b> for threaded steel pipes.	M 22 x 1.5 - Rp 1/2	S 6220 22	10


## Thermostatic head MINI DE LUXE with threaded connection M 28 x 1.5

Suitable for TS-3000 connection sets and VUA-40/50 four-port valves


Model		Order number	Sale Unit	€
	<b>HERZ thermostatic head MINI DE LUXE, chrome</b> with liquid sensor (hydrosensor), with setting "0" and with cover and locking ring. Frost protection adjustable at approx. 8 °C, set point range 0–30 °C.	1 9200 41	20	

## Thermostatic head MINI "H" DE LUXE with threaded connection M 30 x 1.5




Suitable for TS-3000 connection sets and VUA-40/50 four-port valves

	<b>HERZ thermostatic head MINI "H" DE LUXE, chrome</b> with liquid sensor (hydrosensor), with setting "0" and with cover and locking ring, frost protection adjustable at approx. 8 °C, set value range 0–30 °C.	1 9200 48	1	
	<b>Colour White (RAL 9010)</b>	1 9200 35	1	




## Design cover DE LUXE for HERZ-3000 (matching TS-3000 connection sets)

	<b>HERZ design cover, colour white (RAL 9010)</b> for HERZ-3000 bypass body and connection parts with integrated thermostatic valve; with snap mechanism; Matching TS-3000 connection sets - in combination with thermostatic heads MINI DE LUXE 1 9200 41, 1 9200 48 and 1 9200 35.	1 0115 01	1	
	<b>Colour Traffic white (RAL 9016)</b>	1 0115 02	1	
	<b>Colour Chrome</b>	1 0115 03	1	

## Design cover DE LUXE for VUA four-port valves (matching VUA-40/50 four-port valves)

	<b>HERZ design cover, surface white (RAL 9010)</b> Plastic cover, matching VUA-50 four port valves – in combination with thermostatic heads MINI DE LUXE 1 9200 35.	1 0110 21	10	
	<b>HERZ design cover, surface white (RAL 9010)</b> Plastic cover, matching VUA-40 four port valves – in combination with thermostatic heads MINI DE LUXE 1 9200 30/60.	1 0112 21	10	
	<b>HERZ design cover, surface white (RAL 9016)</b> Plastic cover, matching VUA-50 four port valves – in combination with thermostatic heads MINI DE LUXE 1 9200 38/68.	1 0110 22	10	
	<b>HERZ design cover, surface white (RAL 9016)</b> Plastic cover, matching VUA-40 four port valves – in combination with thermostatic heads MINI DE LUXE 1 9200 30/60.	1 0112 22	10	
	<b>HERZ design cover, surface chrome</b> Plastic cover, matching VUA-50 four port valves – in combination with thermostatic heads MINI DE LUXE 1 9200 48.	1 0110 41	10	
	<b>HERZ design cover, surface chrome</b> Plastic cover, matching VUA-40 four port valves – in combination with thermostatic heads MINI DE LUXE 1 9200 41.	1 0112 41	10	

## DE LUXE spare parts





Model		Connection	Order number	Sale Unit	€
	<b>Radiator connection design chrome</b> with freely-rotating nut, both sides sealed with O-ring.	G 1/2 - G 3/4	S 6252 11	10	
	<b>Radiator connection with immersion tube design chrome</b> both sides sealed with O-ring, immersion pipe length L = 290 mm.	G 1/2 - G 3/4	S 6226 51	10	
	<b>Control and isolating upper part</b> Suitable as replacement part for DE LUXE-3000, DE LUXE-3000-TS and DE LUXE-RL.	M 20 x 1.5	S 6301 01	1	








2

**Thermostatic Heads**




## Design thermostatic heads with threaded connection M 28 x 1.5 suitable for HERZ thermostatic valves

Model	Order number	Sale Unit	€
  011 <b>HERZ design thermostatic head</b> with liquid sensor (hydrosensor), set point range 0–30°C, with setting “0”, frost protection adjustable at approx. 8°C. Limitation and locking of the set point range via limiting pins 1 <b>9551</b> 00 possible (must be ordered separately). Design development in cooperation with “Porsche Design GmbH”, Zell am See.	1 9230 06	20	
  011 <b>HERZ design thermostatic head</b> with liquid sensor (hydrosensor), set point range 8–28°C, automatic frost protection at approx. 8°C. Limitation and locking of the set point range via limiting pins 1 <b>9551</b> 00 possible (must be ordered separately). Design development in cooperation with “Porsche Design GmbH”, Zell am See.	1 9260 06	20	




## Thermostatic heads with threaded connection M 28 x 1.5 suitable for HERZ thermostatic valves

  011 <b>HERZ thermostatic head</b> with liquid sensor (hydrosensor), set point range 0–28°C, mechanical shutoff (“0 setting”), frost protection adjustable at approx. 8°C. limitation and locking of the set point range via limiting pins 1 <b>9551</b> 00 possible (must be ordered separately).	1 7230 06	20	
  011 <b>HERZ thermostatic head</b> with liquid sensor (hydrosensor), set point range 8–28°C, automatic frost protection at approx. 8°C. limitation and locking of the set point range via limiting pins 1 <b>9551</b> 00 possible (must be ordered separately).	1 7260 06	20	
 <b>HERZ thermostatic head for elevated flow rates in proportional range</b> set point range 8–25°C, automatic frost protection at approx. 12°C. limitation and locking of the set point range via limiting pins 1 <b>9551</b> 00 possible (must be ordered separately).	1 7262 00	1	


## Thermostatic heads in robust design "HERZCULES" with threaded connection M 28 x 1.5 suitable for HERZ thermostatic valves

Model	Order number	Sale Unit	€
 <p><b>"HERZCULES", HERZ thermostatic head, robust design to prevent vandalism, theft and unauthorised operation.</b> With liquid sensor (hydrosensor), set point range 8–26°C, with automatic frost protection. Mounting and removal only possible with tightening tool 1 <b>9554</b> 01 and Allen key 1 <b>6616</b> 00 (both must be ordered separately). Setting of the set point with unlocking tool 1 <b>9554</b> 00 (enclosed), set point adjustment is locked. Setting indicator remains concealed in locked position.</p>	1 <b>9860</b> 10	<b>20</b>	
 <p><b>"HERZCULES", HERZ thermostatic head, robust design to prevent vandalism, theft and unauthorised operation, with adjustable temperature reduction.</b> The maximum temperature value set with the locked set point setting can be reduced externally by 10 K by means of a coin slot operation without changing the locked base setting. Other version as 1 <b>9860</b> 10.</p>	1 <b>9861</b> 10	<b>20</b>	
 <p><b>"HERZCULES", HERZ thermostatic head, robust design to prevent vandalism, theft and unauthorised operation, with adjustable temperature reduction.</b> The maximum temperature value set with the locked set point setting can be reduced externally by 4 K without changing the locked base setting. Other version as 1 <b>9860</b> 10.</p>	1 <b>9861</b> 40	<b>20</b>	

## Design thermostatic heads MINI with threaded connection M 28 x 1.5 suitable for HERZ thermostatic valves


	<p><b>HERZ design thermostatic head MINI</b> with liquid sensor (hydrosensor), set point range 0–30 °C, with setting "0", frost protection adjustable at approx. 8 °C. Limitation and locking of the set point range via limiting pins 1 <b>9551</b> 02 possible (must be ordered separately). Dimensions: Length 75 mm, hand wheel diameter 45 mm.</p>	1 <b>9200</b> 30	<b>20</b>	
	<p><b>HERZ design thermostatic head MINI</b> with liquid sensor (hydrosensor), set point range 8–28 °C, automatic frost protection at approx. 8 °C. Limitation and locking of the set point range via limiting pins 1 <b>9551</b> 02 possible (must be ordered separately). Dimensions: Length 75 mm, hand wheel diameter 45 mm.</p>	1 <b>9200</b> 60	<b>20</b>	
	<p><b>HERZ design thermostatic head MINI GS</b> with liquid sensor (hydrosensor), set point range 0–30 °C, with setting "0", frost protection adjustable at approx. 8 °C. Limitation and locking of the set point range via limiting pins 1 <b>9551</b> 02 possible (must be ordered separately).</p>	1 <b>9200</b> 03	<b>20</b>	
	<p><b>HERZ design thermostatic head MINI GS</b> with liquid sensor (hydrosensor), set point range 8–28 °C, automatic frost protection at approx. 8 °C. Restriction and blocking of the set point range via limiting pins 1 <b>9551</b> 02 possible (must be ordered separately).</p>	1 <b>9200</b> 06	<b>20</b>	
	<p><b>HERZ design thermostatic head MINI, "Turbo"</b> with liquid sensor (hydrosensor), set point range 0–30 °C, with setting "0", frost protection adjustable at approx. 8 °C. Limitation and locking of the set point range via limiting pins 1 <b>9551</b> 02 possible (must be ordered separately).</p>	1 <b>9200</b> 13	<b>20</b>	
	<p><b>HERZ design thermostatic head MINI, "Turbo"</b> with liquid sensor (hydrosensor), set point range 8–28 °C, automatic frost protection at approx. 8 °C. Restriction and blocking of the set point range via limiting pins 1 <b>9551</b> 02 possible (must be ordered separately).</p>	1 <b>9200</b> 16	<b>20</b>	

## Design hand wheel M 28 x 1.5

Model	Order number	Sale Unit	€
 <p><b>HERZ design hand wheel</b> for HERZ thermostatic valves that are not equipped with a HERZ thermostatic head.</p>	1 9102 80	20	


## Thermostat with remote adjustment and threaded connection M 28 x 1.5

suitable for HERZ thermostatic valves

	<p><b>HERZ thermostat with remote adjustment, suitable for mounting in flush boxes,</b> for HERZ thermostatic valves, thermostat with liquid sensor (hydrosensor), capillary tube and valve attachment, set point range 6–28°C, limitation and locking of the set point range not possible, frost protection at approx. 6°C. Capillary tube length 2000 mm.</p>	1 9352 00	5	
	Capillary tube length 5000 mm.	1 9355 00	5	
	Capillary tube length 8000 mm.	1 9358 00	5	


## Design thermostats with remote adjustment with threaded connection M 28 x 1.5

suitable for HERZ thermostatic valves



	<p><b>HERZ design thermostat with remote adjustment</b> Thermostat with liquid sensor (hydrosensor), capillary tube and valve attachment. Set point range 2–28°C, frost protection adjustable at approx. 7°C. Restriction and blocking of the set point range possible. Capillary tube length 2000 mm.</p>	1 9330 05	5	
	Capillary tube length 5000 mm.	1 9330 10	5	
	Capillary tube length 8000 mm.	1 9330 18	1	
	Capillary tube length 10000 mm.	1 9330 20	5	

## Design thermostats with remote sensor, threaded connection M 28 x 1.5



suitable for HERZ thermostatic valves

	<p><b>HERZ design thermostat with remote sensor</b> Thermostat with liquid sensor (hydrosensor), capillary tube and remote sensor. Set point range 0–30°C, with setting “0”, frost protection adjustable at approx. 8°C. Limitation and locking of the set point range via limiting pins 1 9551 00 possible (must be ordered separately). Capillary tube length 2000 mm.</p>	1 9430 08	10	
	Capillary tube length 8000 mm.	1 9430 18	1	
	<p><b>HERZ design thermostat with remote sensor</b> Thermostat with liquid sensor (hydrosensor), capillary tube and remote sensor. Set point range 8–28°C, automatic frost protection at approx. 8°C. Limitation and locking of the set point range via limiting pins 1 9551 00 possible (must be ordered separately). Capillary tube length 2000 mm.</p>	1 9460 06	10	
Capillary tube length 8000 mm.	1 9460 18	1		




## Thermostats with contact sensor and threaded connection M 28 x 1.5 suitable for HERZ thermostatic valves

Model	Order number	Sale Unit	€
	<b>HERZ thermostat with contact sensor for surface heating and cooling</b> Thermostatic head with liquid sensor (hydrosensor), capillary tube, pipe contact sensor and fastening material for the pipeline. Set point range 10–40 °C, capillary tube length 2000 mm.	1 7419 00	10
	<b>HERZ thermostat with contact sensor for floor heating</b> Thermostatic head with liquid sensor (hydrosensor), capillary tube, pipe contact sensor and fastening material for the pipeline. Set point range 20–50°C, capillary tube length 2000 mm.	1 7420 06	10
	<b>HERZ thermostat with contact sensor For boiler supply temperature regulation</b> Thermostatic head with liquid sensor (hydrosensor), capillary tube, pipe contact sensor and fastening material for the pipeline. Set point range 40–70°C, capillary tube length 2000 mm.	1 7421 00	10
	<b>HERZ thermostatic head with contact or immersion sensor</b> Temperature range 50°C to 55°C, threaded connection M 28 x 1.5, HERZ closing dimension and 4 mm stroke, liquid sensor and capillary tube 2000 mm. Suitable for installation on regulating valves 4006, 7217-V and 7217-GV.	1 9421 36	10


## Design thermostatic heads "H" with threaded connection M 30 x 1.5

Model	Order number	Sale Unit	€
 <p><b>HERZ design thermostatic head "H"</b> with liquid sensor (hydrosensor), set point range 0–30°C, with setting "0", frost protection adjustable at approx. 8°C. Limitation and locking of the set point range via limiting pins 1 <b>9551</b> 00 possible (must be ordered separately). Design development in cooperation with "Porsche Design GmbH", Zell am See.</p>	1 9230 98	20	
 <p><b>HERZ design thermostatic head "H"</b> with liquid sensor (hydrosensor), set point range 8–28°C, automatic frost protection at approx. 8°C. Limitation and locking of the set point range via limiting pins 1 <b>9551</b> 00 possible (must be ordered separately). Design development in cooperation with "Porsche Design GmbH", Zell am See.</p>	1 9260 98	20	







## Thermostatic heads "H" in robust design "HERZCULES" with threaded connection M 30 x 1.5

 <p><b>"HERZCULES", HERZ thermostatic head "H" robust design to prevent vandalism, theft and unauthorised operation.</b> With liquid sensor (hydrosensor), set point range 8–26°C, with automatic frost protection. Mounting and removal only possible with tightening tool 1 <b>9554</b> 01 and Allen key 1 <b>6616</b> 00. Setting of the set point with unlocking tool 1 <b>9554</b> 00 (enclosed), set point setting locked. Setting indicator remains concealed in locked position.</p>	1 9860 98	20	
 <p><b>"HERZCULES", HERZ thermostatic head "H" robust design to prevent vandalism, theft and unauthorised operation, with adjustable temperature reduction.</b> The maximum temperature value set with the locked set point setting can be lowered externally by 10 K without changing the locked base setting. Other version as 1 <b>9860</b> 98.</p>	1 9861 98	20	
 <p><b>"HERZCULES", HERZ thermostatic head "H" robust design to prevent vandalism, theft and unauthorised operation, with adjustable temperature reduction.</b> The maximum temperature value set with the locked set point setting can be reduced externally by 4 K without changing the locked base setting. Other version as 1 <b>9860</b> 98.</p>	1 9861 48	20	


## Thermostatic head "H" with threaded connection M 30 x 1.5

 <p><b>HERZ thermostatic head "H"</b> with liquid sensor (hydrosensor), set point range 8–28°C, automatic frost protection at approx. 8°C. Limitation and locking of the set point range via limiting pins 1 <b>9551</b> 00 possible (must be ordered separately).</p>	1 7260 98	20	
---	-----------	----	--


## Design thermostatic heads MINI "H" with threaded connection M 30 x 1.5

Model	Order number	Sale Unit	€
 <p><b>HERZ design thermostatic head MINI "H"</b> with liquid sensor (hydrosensor), set point range 0–30 °C, with setting "0", frost protection adjustable at approx. 8 °C. Limitation and locking of the set point range via limiting pins 1 <b>9551</b> 02 possible (must be ordered separately). Dimensions: Length 78 mm, hand wheel diameter 45 mm.</p>	1 9200 38	20	
 <p><b>HERZ design thermostatic head MINI "H"</b> with liquid sensor (hydrosensor), set point range 8–28 °C, automatic frost protection at approx. 8 °C. Limitation and locking of the set point range via limiting pins 1 <b>9551</b> 02 possible (must be ordered separately). Dimensions: Length 78 mm, hand wheel diameter 45 mm.</p>	1 9200 68	20	
 <p><b>HERZ design thermostatic head MINI "H" with straight slits</b> with liquid sensor (hydrosensor), set point range 0–30 °C, with setting "0", frost protection adjustable at 8 °C. Limitation and locking of the set point range via limiting pins 1 <b>9551</b> 02 possible (must be ordered separately).</p>	1 9200 83	20	
 <p><b>HERZ design thermostatic head MINI "H" with straight slits</b> with liquid sensor (hydrosensor), set point range 8–28 °C, automatic frost protection at approx. 8 °C. Restriction and blocking of the set point range via limiting pins 1 <b>9551</b> 02 possible (must be ordered separately).</p>	1 9200 86	20	
 <p><b>HERZ design thermostatic head MINI-Turbo "H"</b> with liquid sensor (hydrosensor), set point range 0–30 °C, with setting "0", frost protection adjustable at 8 °C. Limitation and locking of the set point range via limiting pins 1 <b>9551</b> 02 possible (must be ordered separately).</p>	1 9200 93	20	
 <p><b>HERZ design thermostatic head MINI-Turbo "H"</b> with liquid sensor (hydrosensor), set point range 8–28 °C, automatic frost protection at approx. 8 °C. Restriction and blocking of the set point range via limiting pins 1 <b>9551</b> 02 possible (must be ordered separately).</p>	1 9200 96	20	


## Design hand wheel "H" with threaded connection M 30 x 1.5

 <p><b>HERZ design hand wheel "H"</b> for direct mounting to valve inserts with threaded connection M 30 x 1.5 not equipped with a thermostatic head.</p>	1 9102 98	20	
--	-----------	----	--



## Thermostat "H" with remote adjustment with threaded connection M 30 x 1.5

Model	Order number	Sale Unit	€
 <p><b>HERZ thermostat "H" with remote adjustment suitable for mounting in flush boxes.</b> Thermostat with liquid sensor (hydrosensor), capillary tube and valve attachment, set point range 6–28°C, limitation and locking of the set point range not possible, frost protection at approx. 9°C, capillary tube length 2000 mm.</p>	1 9352 98	5	
Capillary tube length 5000 mm.	1 9355 98	5	
Capillary tube length 8000 mm.	1 9358 98	5	



## Design thermostat "H" with remote adjustment, with threaded connection M 30 x 1.5

 <p><b>HERZ design thermostat with remote adjustment</b> Thermostat with liquid sensor (hydrosensor), capillary tube and valve attachment. Set point range 2–28°C, frost protection adjustable at approx. 7°C. Limitation and locking of the set point range possible. Capillary tube length 2000 mm.</p>	1 9330 98	10	
---	-----------	----	--



## Design thermostats "H" with remote adjustment or remote sensor with threaded connection M 30 x 1.5

 <p><b>HERZ design thermostat "H" with remote sensor</b> Thermostat with liquid sensor (hydrosensor), capillary tube and remote sensor. Set point range 0–30°C, with setting "0", frost protection adjustable at approx. 8°C. Capillary tube length 2000 mm. Limitation and locking of the set point range via limiting pins 1 9551 00 possible (must be ordered separately).</p>	1 9430 98	10	
 <p><b>HERZ design thermostat "H" with remote sensor</b> Thermostat with liquid sensor (hydrosensor), capillary tube and remote sensor. Set point range 8–28°C, automatic frost protection at approx. 8°C. Capillary tube length 2000 mm. Limitation and locking of the set point range via limiting pins 1 9551 00 possible (must be ordered separately).</p>	1 9460 98	10	


## Design thermostat "H" with contact sensor, with threaded connection M 30 x 1.5

 <p><b>HERZ thermostat with contact sensor</b> Thermostat with liquid sensor (hydrosensor), capillary tube, set point range 40–70°C, incl. 2x limiting pins. Capillary tube length: approx. 500 mm.</p>	1 9421 98	20	
 <p><b>HERZ thermostat with contact sensor</b> Thermostat with liquid sensor (hydrosensor), capillary tube, set point range 20–50°C. Capillary tube length: approx. 2000 mm.</p>	1 9420 88	10	



## Design thermostatic heads "D" with clamps or snap fastener

Model		Order number	Sale Unit	€
	<b>HERZ design thermostatic head "D"</b> with liquid sensor (hydrosensor), set point range 0–30°C, with setting "0", frost protection adjustable at approx. 8°C. Limitation and locking of the set point range via limiting pins 1 9551 00 possible (must be ordered separately). Design development in cooperation with "Porsche Design GmbH", Zell am See.	1 9230 99	20	
	<b>HERZ design thermostatic head "D"</b> with liquid sensor (hydrosensor), set point range 8–28°C, automatic frost protection at approx. 8°C. Limitation and locking of the set point range via limiting pins 1 9551 00 possible (must be ordered separately). Design development in cooperation with "Porsche Design GmbH", Zell am See.	1 9260 99	20	
	<b>HERZ thermostatic head "D"</b> with liquid sensor (hydrosensor), set point range 8–28°C, automatic frost protection at approx. 8°C. Limitation and locking of the set point range possible.	1 7260 99	20	


## Thermostatic head "D" M 30 x 1.5

	<b>HERZ thermostatic head "D" M 30 x 1.5</b> with liquid sensor (hydrosensor), set point range 8–28°C, automatic frost protection at approx. 8°C. Limitation and locking of the set point range via limiting pins 1 9551 00 possible (must be ordered separately).	1 9260 89	20	
---	---	-----------	----	--


## Thermostatic head Mini "D" with clamps or snap fastener

	<b>HERZ design thermostatic head MINI "D"</b> , with liquid sensor (hydrosensor), set point range 8–28 °C, automatic frost protection at approx. 8 °C. Dimensions: Length 88 mm, hand wheel diameter 45 mm. Only suitable in combination with integrated radiator valve (e.g. Vogel & Noot).	1 9200 99	20	
	<b>HERZ design thermostatic head MINI "D"</b> , with liquid sensor (hydrosensor), set point range 0–30 °C, with setting "0", automatic frost protection at approx. 8 °C. Dimensions: Length 88 mm, hand wheel diameter 45 mm. Only suitable in combination with integrated radiator valve (e.g. Vogel & Noot).	1 9200 09	20	


## Thermostatic head „D“ model LINZ AG with clamps or snap fastener

Model	Order number	Sale Unit	€
 <p><b>LINZ AG-Design-thermostatic head „D“</b> with liquid sensor (hydrosensor), set point range 0-30°C, with setting "0", with frost protection at approx. 8°C, limitation and locking of the set point range via limiting pins 1 9551 00 possible (must be ordered separately).</p>	1 9230 29	20	


## Thermostats "D" with remote adjustment with clamps or snap fastener

 <p><b>HERZ thermostat "D" with remote adjustment suitable for mounting in flush boxes.</b> Thermostat with liquid sensor (hydrosensor), capillary tube and valve attachment, set point range 6–28°C, limitation and locking of the set point range not possible, capillary tube length 2000 mm.</p>	1 9352 99	5	
Capillary tube length 5000 mm.	1 9355 99	5	
Capillary tube length 8000 mm.	1 9358 99	5	


## Design thermostat "D" with remote adjustment, with clamps or snap fastener

 <p><b>HERZ design thermostat "D" with remote adjustment</b> Thermostat with liquid sensor (hydrosensor), capillary tube and valve attachment. Set point range 2–28°C, frost protection at approx. 7°C. Limitation and locking of the set point range possible. Capillary tube length 2000 mm.</p>	1 9330 99	5	
---	-----------	---	--


## Design hand wheel "D" with clamps or snap fastener

 <p><b>HERZ design hand wheel "D"</b> for direct mounting to Danfoss valve inserts with clamps or snap fastener that are not equipped with a thermostatic head.</p>	1 9102 99	20	
--	-----------	----	--


## Thermostatic heads in special designs with threaded connection M 28 x 1.5 suitable for HERZ thermostatic valves

Model		Order number	Sale Unit	€
	<b>HERZ thermostatic head for applications with elevated heat demand</b> set point range 11–35°C, automatic frost protection at approx. 8°C.	1 7260 35	20	


## Thermostatic head for HERZ thermostatic valves year of manufacture from 1973 to 1977

	<b>HERZ thermostatic head</b> with liquid sensor (hydrosensor), set point range 8–28°C, automatic frost protection at approx. 8°C. Limitation and locking of the set point range via limiting pins 1 9551 00 possible (must be ordered separately), suitable for HERZ thermostatic valves manufactured from 1973 to 1977.	1 7235 01	20	
---	--	-----------	----	--


## Special thermostatic heads Design thermostatic heads for Vaillant valves

	<b>HERZ design thermostatic head for Vaillant thermostatic valves</b> with liquid sensor (hydrosensor), set point range 8–28 °C, automatic frost protection at approx. 8 °C. Limitation and locking of the set point range via limiting pins 1 9551 00 possible (must be ordered separately). Connection diameter 31 mm.	1 9260 11	6	
--	---	-----------	---	--


## Design thermostatic head for “MMA” valves

	<b>HERZ design thermostatic head</b> with liquid sensor (hydrosensor), set point range 8–28 °C, frost protection adjustable at approx. 8 °C. Limitation and locking of the set point range via limiting pins 1 9551 02 possible (must be ordered separately). As of year of manufacture 1988.	1 9200 69	20	
---	--	-----------	----	--


## Thermostatic head for Armal thermostatic valves

	<b>HERZ design thermostatic head MINI for “Armal” valves</b> with liquid sensor (hydrosensor), set point range 0–30°C, frost protection adjustable at approx. 8°C, M 24 x 1.5. Limitation and locking of the set point range via limiting pins 1 9551 02 possible (must be ordered separately), Prior to year of manufacture 1999.	1 9200 24	20	
---	---	-----------	----	--





## Presetting hand wheel

Model	Dim.	Order number	Sale Unit	€
 <p><b>Presetting hand wheel</b> for regulating the water quantity of thermostatic valves M 28 x 1.5.</p>		1 7740 63	1	


## Insertion pocket

 <p><b>Brass insertion pocket</b> for 7420/7421 with screw-in thread 1/2.</p>		1 6313 01	20	
--	--	-----------	----	--

## Thermostat adapter for installing HERZ thermostatic heads with threaded connection M 28 x 1.5\*






	<p><b>Thermostat adapter ring for T&amp;A thermostatic valves</b> Threaded connection M 28 x 1.5.</p>		1 6350 03	1	
	<p><b>Thermostat adapter ring "H"</b> Threaded connection M 30 x 1.5.</p>		1 6357 11	1	
	<p><b>Thermostat adapter ring for Watts, Cazzaniga</b> Threaded connection M 30 x 1.5.</p>		1 6357 12	1	
	<p><b>Thermostat adapter ring "D"</b> for integrated radiator valves with Danfoss thermostatic inserts.</p>	M 20 x 1	1 6362 01	1	
	<p><b>Thermostat adapter ring "D"</b> for integrated radiator valves with Danfoss thermostatic inserts.</p>	M 23.5 x 1.5	1 6362 11	1	
	<p><b>Thermostat adapter ring "D" "HERZCULES" and "ETK/ETKF+"</b> for installing "HERZCULES" thermostatic heads on Danfoss valves and for installing HERZ ETK / ETKF+ on Danfoss valves and thermostatic inserts.</p>	Ø 23	1 6362 00	1	
	<p><b>Thermostat adapter ring "D" "HERZCULES"</b> for installing "HERZCULES" thermostatic heads on integrated radiator valves with Danfoss thermostatic inserts.</p>	M 20 x 1	1 6362 20	1	
	<p><b>Thermostat adapter ring "D" "HERZCULES"</b> for installing "HERZCULES" thermostatic heads on integrated radiator valves with Danfoss thermostatic inserts.</p>	M 23.5 x 1.5	1 6362 23	1	
	<p><b>Thermostat adapter for Caleffi for installing HERZ thermostatic heads with threaded connection M 30 x 1.5.</b></p>		1 6351 01	1	

## Accessories

Model	Dim.	Order number	Sale Unit	€
 <p><b>HERZ metal isolating cap</b> Brass isolating cap for HERZ thermostatic valves M 28 x 1.5. Brass version.</p>		1 6329 30	20	
		1 6329 31	20	


\*) Adapters cannot be used in connection with actuators.

## Accessories and tools for HERZ thermostatic heads

Model	Order number	Sale Unit	€
	<b>Theft protection</b> Snap clips, opening with universal key 1 6640 00, for HERZ thermostatic heads series 7000 and 9000 with threaded connection M 28 x 1.5.	1 9552 03	20
	<b>Theft protection "H"</b> Snap clips, opening with universal key 1 6640 00, for HERZ thermostatic heads series 7000 and 9000, threaded connection M 30 x 1.5.	1 9552 98	20
	<b>Theft protection for series "D"</b> Snap clips, opening with universal key 1 6640 00, for HERZ thermostatic heads series 7000 and 9000.	1 9552 99	20
	<b>Cover sleeve</b> for fastening nut of HERZ thermostatic heads DE LUXE. Threaded connection M 28 x 1.5. Standard length l = 21.7 mm.	1 9553 44	20
	<b>Cover sleeve</b> for HERZ thermostatic head MINI. Threaded connection M 28 x 1.5. Standard length l = 17 mm.	1 9596 44	20
	<b>Cover sleeve "H"</b> Standard length l = 20 mm. Threaded connection M 30 x 1.5.	1 9553 98	20
	<b>Cover sleeve "H" and HERZ thermostat - "MINI-H"</b> Short version l = 17 mm. Threaded connection M 30 x 1.5.	1 9597 44	20
	<b>Cover sleeve "D"</b> for HERZ thermostatic heads of series "D" with clip or snap fastener. Standard length l = 27.5 mm.	1 9599 44	20
	<b>Limiting pin</b> for limitation and locking of the set point range for HERZ thermostatic heads series 7000 and 9000.	1 9551 00	20
	<b>Limiting pin</b> for HERZ thermostatic heads series MINI. Not suitable for Mini "D" 1 9200 99.	1 9551 02	20
	<b>Unlocking tool "HERZCULES"</b> for setting the set point. Enclosed with the thermostatic head ex works.	1 9554 00	1
	<b>Tightening tool "HERZCULES"</b> for installing the "HERZCULES" thermostatic head to the thermostatic valve. Must be ordered separately.	1 9554 01	1











## Keys and tools

2











Model		Order number	Sale Unit	€
	<b>2 mm Allen key</b> for installation of "Herzcules" thermostatic heads.	1 <b>6616</b> 00	<b>1</b>	



## TS-98-V thermostatic valves with continuous pre-setting and readout




Model	kvs	Dim.	Order number	Sale Unit	€
 <p><b>HERZ-TS-98-V thermostatic valve Straight model</b> Radiator connection with cone. Universal models with special socket for threaded pipe and compression adapter connection. Setting key 1 <b>6819</b> 98 must be ordered separately.</p>	1.0	3/8	1 7623 65	20	
	1.1	1/2	1 7623 67	20	
	1.1	3/4	1 7623 69	20	
 <p><b>HERZ-TS-98-V thermostatic valve Angle model</b> Radiator connection with cone. Universal models with special socket for threaded pipe and compression adapter connection. Setting key 1 <b>6819</b> 98 must be ordered separately.</p>	1.2	3/8	1 7624 65	20	
	1.2	1/2	1 7624 67	20	
	1.3	3/4	1 7624 69	20	
 <p><b>HERZ-TS-98-V thermostatic valve Reverse angle model</b> Radiator connection with cone. Universal models with special socket for threaded pipe and compression adapter connection. Setting key 1 <b>6819</b> 98 must be ordered separately.</p>	1.2	3/8	1 7628 65	20	
	1.2	1/2	1 7628 67	20	
 <p><b>HERZ-TS-98-V thermostatic valve 3-axis valve "AB"</b> Valve left of radiator. Radiator connection with cone. Universal model with special socket for threaded pipe and compression adapter connection. Setting key 1 <b>6819</b> 98 must be ordered separately.</p>	1.2	1/2	1 7658 67	20	
 <p><b>HERZ-TS-98-V thermostatic valve 3-axis valve "CD"</b> Valve right of radiator. Radiator connection with cone. Universal model with special socket for threaded pipe and compression adapter connection. Setting key 1 <b>6819</b> 98 must be ordered separately.</p>	1.2	1/2	1 7659 67	20	
 <p><b>HERZ-TS-98-V thermostatic valve Straight model</b> Radiator connection with cone. Pipe connection male thread G 3/4 with cone. Setting key 1 <b>6819</b> 98 must be ordered separately.</p>	1.1	1/2	1 7633 67	20	
 <p><b>HERZ-TS-98-V thermostatic valve Angle model</b> Radiator connection with cone. Pipe connection male thread G 3/4 with cone.</p>	1.2	1/2	1 7638 67	20	
 <p><b>HERZ-TS-98-V thermostatic valve Reverse angle model</b> Radiator connection with cone. Pipe connection male thread G 3/4 with cone. Setting key 1 <b>6819</b> 98 must be ordered separately.</p>	1.2	1/2	1 7648 67	20	
 <p><b>HERZ-TS-98-V thermostatic valve 3-axis valve "AB"</b> Valve left of radiator, radiator connection with cone. Pipe connection male thread G 3/4 with cone. Setting key 1 <b>6819</b> 98 must be ordered separately.</p>	1.2	1/2	1 7645 67	20	
 <p><b>HERZ-TS-98-V thermostatic valve 3-axis valve "CD"</b> Valve right of radiator, radiator connection with cone. Pipe connection male thread G 3/4 with cone. Setting key 1 <b>6819</b> 98 must be ordered separately.</p>	1.2	1/2	1 7646 67	20	

## TS-90-V thermostatic valves with continuous, concealed pre-setting

Model	kvs	Dim.	Order number	Sale Unit	€
 <p><b>HERZ-TS-90-V thermostatic valve Straight model</b> Radiator connection with cone. Universal models with special socket for threaded pipe and compression adapter connection.</p>	1.0	3/8	1 7723 65	20	
	1.1	1/2	1 7723 67	20	
	1.1	3/4	1 7723 69	20	
 <p><b>HERZ-TS-90-V thermostatic valve Angle model</b> Radiator connection with cone. Universal models with special socket for threaded pipe and compression adapter connection.</p>	1.2	3/8	1 7724 65	20	
	1.2	1/2	1 7724 67	20	
	1.3	3/4	1 7724 69	20	
 <p><b>HERZ-TS-90-V thermostatic valve Reverse angle model</b> Radiator connection with cone. Universal models with special socket for threaded pipe and compression adapter connection.</p>	1.2	3/8	1 7728 65	20	
	1.2	1/2	1 7728 67	20	
 <p><b>HERZ-TS-90-V thermostatic valve 3-axis valve "AB"</b> Valve left of radiator. Radiator connection with cone. Universal model with special socket for threaded pipe and compression adapter connection.</p>	1.2	1/2	1 7758 67	20	
 <p><b>HERZ-TS-90-V thermostatic valve 3-axis valve "CD"</b> Valve right of radiator. Radiator connection with cone. Universal model with special socket for threaded pipe and compression adapter connection.</p>	1.2	1/2	1 7759 67	20	
 <p><b>HERZ-TS-90-V thermostatic valve Straight model</b> Radiator connection with cone. Pipe connection male thread G 3/4 with cone.</p>	1.1	1/2	1 7733 67	20	
 <p><b>HERZ-TS-90-V thermostatic valve Angle model</b> Radiator connection with cone. Pipe connection male thread G 3/4 with cone.</p>	1.2	1/2	1 7738 67	20	
 <p><b>HERZ-TS-90-V thermostatic valve Reverse angle model</b> Radiator connection with cone. Pipe connection male thread G 3/4 with cone.</p>	1.2	1/2	1 7748 67	20	
 <p><b>HERZ-TS-90-V thermostatic valve 3-axis valve "AB"</b> Valve left of radiator, radiator connection with cone. Pipe connection male thread G 3/4 with cone.</p>	1.2	1/2	1 7745 67	20	
 <p><b>HERZ-TS-90-V thermostatic valve 3-axis valve "CD"</b> Valve right of radiator, radiator connection with cone. Pipe connection male thread G 3/4 with cone.</p>	1.2	1/2	1 7746 67	20	







## TS-99-FV-Thermostatic valves with ultra-fine 6 position pre-setting and readout

**1/2**

Model	kvs	Dim.	Order number	Sale Unit	€
 <b>HERZ-TS-99-FV thermostatic valve Straight model</b> Radiator connection with cone. Universal models with special socket for threaded pipe and compression adapter connection.	0.39	3/8	1 7523 65	20	
	0.39	1/2	1 7523 67	20	
 <b>HERZ-TS-99-FV thermostatic valve Angle model</b> Radiator connection with cone. Universal models with special socket for threaded pipe and compression adapter connection.	0.39	3/8	1 7524 65	20	
	0.39	1/2	1 7524 67	20	
 <b>HERZ-TS-99-FV thermostatic valve Reverse angle model</b> Radiator connection with cone. Universal models with special socket for threaded pipe and compression adapter connection.	0.39	3/8	1 7528 65	20	
	0.39	1/2	1 7528 67	20	













## TS-90-KV thermostatic valves with fixed kv values for district heating systems\*

**1/2**

Model	Indicator	kv m <sup>3</sup> /h	Dim.	Order number	Sale Unit	€
 <b>HERZ-TS-90-KV thermostatic valve Straight model, dimension 1/2"</b> Radiator connection with cone. Universal models with special socket for threaded pipe and compression adapter connection.	blue	0.06	1/2	1 7713 69	20	
	green	0.12	1/2	1 7713 79	20	
	yellow	0.25	1/2	1 7713 89	20	
	white	0.5	1/2	1 7713 99	20	
 <b>HERZ-TS-90-KV thermostatic valve Angle model, dimension 1/2"</b> Radiator connection with cone. Universal models with special socket for threaded pipe and compression adapter connection.	blue	0.06	1/2	1 7714 69	20	
	green	0.12	1/2	1 7714 79	20	
	yellow	0.25	1/2	1 7714 89	20	
	white	0.5	1/2	1 7714 99	20	
 <b>HERZ-TS-90-KV thermostatic valve Straight model with elbow, dimension 1/2"</b> Radiator connection with 90° elbow with cone. Universal models with special socket for threaded pipe and compression adapter connection.	blue	0.06	1/2	1 7715 69	20	
	green	0.12	1/2	1 7715 79	20	
	yellow	0.25	1/2	1 7715 89	20	
	white	0.5	1/2	1 7715 99	20	
 <b>HERZ-TS-90-KV thermostatic valve Reverse angle model, dimension 1/2"</b> Radiator connection with cone. Universal models with special socket for threaded pipe and compression adapter connection.	blue	0.06	1/2	1 7718 69	20	
	green	0.12	1/2	1 7718 79	20	
	yellow	0.25	1/2	1 7718 89	20	
	white	0.5	1/2	1 7718 99	20	
 <b>HERZ-TS-90-KV thermostatic valve 3-axis valve "AB", dimension 1/2"</b> Valve left of radiator. Radiator connection with cone. Universal model with special socket for threaded pipe and compression adapter connection.	blue	0.06	1/2	1 7716 69	20	
	green	0.12	1/2	1 7716 79	20	
	yellow	0.25	1/2	1 7716 89	20	
	white	0.5	1/2	1 7716 99	20	
 <b>HERZ-TS-90-KV thermostatic valve 3-axis valve "CD", dimension 1/2"</b> Valve right of radiator. Radiator connection with cone. Universal model with special socket for threaded pipe and compression adapter connection.	blue	0.06	1/2	1 7717 69	20	
	green	0.12	1/2	1 7717 79	20	
	yellow	0.25	1/2	1 7717 89	20	
	white	0.5	1/2	1 7717 99	20	

\*) Other dimensions on request.






## TS-90 thermostatic valves

Model		kvs	Dim.	Order number	Sale Unit	€
	<b>HERZ-TS-90 thermostatic valve Straight model</b> Radiator connection with cone. Universal models with special socket for threaded pipe and compression adapter connection.		0.85	3/8	1 7723 90	20
			1.1	1/2	1 7723 91	20
			1.9	3/4	1 7723 92	20
	<b>Standard model with threaded socket</b>	4.20	1	1 7723 93	10	
	<b>HERZ-TS-90 thermostatic valve Angle model</b> Radiator connection with cone. Universal models with special socket for threaded pipe and compression adapter connection.		0.85	3/8	1 7724 90	20
			1.1	1/2	1 7724 91	20
			1.9	3/4	1 7724 92	20
	<b>Standard model with threaded socket</b>	4.20	1	1 7724 93	10	
	<b>HERZ-TS-90 thermostatic valve Reverse angle model</b> Radiator connection with cone. Universal models with special socket for threaded pipe and compression adapter connection.		0.85	3/8	1 7728 90	20
			1.1	1/2	1 7728 91	20
			1.9	3/4	1 7728 97	20
	<b>HERZ-TS-90 thermostatic valve 3-axis valve "AB"</b> Valve left of radiator. Radiator connection with cone. Universal model 1/2 with special socket for threaded pipe and compression adapter connection.		0.85	3/8	1 7758 90	20
			1.1	1/2	1 7758 91	20
	<b>HERZ-TS-90 thermostatic valve 3-axis valve "CD"</b> Valve right of radiator. Radiator connection with cone. Universal model 1/2 with special socket for threaded pipe and compression adapter connection.		0.85	3/8	1 7759 90	20
			1.1	1/2	1 7759 91	20
	<b>HERZ-TS-90 thermostatic valve Straight model</b> Radiator connection with cone. Pipe connection male thread G 3/4 with cone.		1.1	1/2	1 7733 81	20
	<b>HERZ-TS-90 thermostatic valve Angle model</b> Radiator connection with cone. Pipe connection male thread G 3/4 with cone.		1.1	1/2	1 7724 37	20
	<b>HERZ-TS-90 thermostatic valve Reverse angle model</b> Radiator connection with cone. Pipe connection male thread G 3/4 with cone.		1.1	1/2	1 7748 91	20
	<b>HERZ-TS-90 thermostatic valve 3-axis valve "AB"</b> Valve left of radiator, radiator connection with cone. Pipe connection male thread G 3/4 with cone.		1.1	1/2	1 7745 91	20
	<b>HERZ-TS-90 thermostatic valve 3-axis valve "CD"</b> Valve right of radiator, radiator connection with cone. Pipe connection male thread G 3/4 with cone.		1.1	1/2	1 7746 91	20

### Dimensions





The thermostatic valve bodies of HERZ-TS and the radiator control valves HERZ-DR-T and HERZ-GP-T from years 1978 to 1990/1991 (nickel-plated body and grey hand wheels) have identical installation dimensions to the currently manufactured and equivalent models (nickel-plated body, white hand wheels or screw caps) and can be easily replaced, if necessary.

## TS-90-E thermostatic valves with reduced resistance for one-pipe systems

Model	kvs	Dim.	Order number	Sale Unit	€
 <p><b>HERZ-TS-90-E thermostatic valve Straight model</b> Radiator connection with cone. Universal models with special socket for threaded pipe and compression adapter connection.</p>	0.85	3/8	1 7723 00	20	
	2.0	1/2	1 7723 01	20	
 <p><b>HERZ-TS-90-E thermostatic valve Angle model</b> Radiator connection with cone. Universal models with special socket for threaded pipe and compression adapter connection.</p>	1.11	3/8	1 7724 00	20	
	2.3	1/2	1 7724 01	20	
 <p><b>HERZ-TS-90-E thermostatic valve Reverse angle model</b> Radiator connection with cone. Universal models with special socket for threaded pipe and compression adapter connection.</p>	1.0	3/8	1 7728 00	20	
	2.0	1/2	1 7728 01	20	
 <p><b>HERZ-TS-90-E thermostatic valve 3-axis valve "AB"</b> Valve left of radiator. Radiator connection with cone. Universal model with special socket for threaded pipe and compression adapter connection.</p>	2.0	1/2	1 7758 01	20	
 <p><b>HERZ-TS-90-E thermostatic valve 3-axis valve "CD"</b> Valve right of radiator. Radiator connection with cone. Universal model with special socket for threaded pipe and compression adapter connection.</p>	2.0	1/2	1 7759 01	20	



Return valves for one-pipe system, see GP or DR-T-90.

## TS-E thermostatic valves with maximum flow rate for one-pipe and gravity systems



 <p><b>HERZ-TS-E thermostatic valve Straight model</b> Standard model with threaded socket, radiator connection with cone.</p>	5.1	1/2	1 7723 11	1	
	5.1	3/4	1 7723 02	1	
	5.1	1	1 7723 03	1	
 <p><b>HERZ-TS-E thermostatic valve Angle model</b> Standard model with threaded socket, radiator connection with cone.</p>	5.1	1/2	1 7724 11	1	
	5.1	3/4	1 7724 02	1	
	5.1	1	1 7724 03	1	
 <p><b>HERZ-TS-E thermostatic valve Reverse angle model</b> Standard model with threaded socket, radiator connection with cone.</p>	5.1	1/2	1 7728 11	1	
	5.1	3/4	1 7728 02	1	
	5.1	1	1 7728 03	1	
 <p><b>HERZ-TS-E thermostatic valve Reverse angle model, with air vent</b> Standard model with threaded socket, radiator connection with cone.</p>	5.1	1/2	1 7728 21	1	

HERZ-RL-1-E return valves with maximum flow rate for one-pipe systems, see page 50.


## TS-90 thermostatic valves with dimensions according to DIN series "D"

Model	Dim.	Order number	Sale Unit	€
 <p><b>HERZ-TS-90 thermostatic valve</b> <b>Straight model</b> Radiator connection with cone. Universal models with special socket for threaded pipe and compression adapter connection.</p>	3/8	1 7723 95	20	
	1/2	1 7723 96	20	
	3/4	1 7723 97	20	
 <p><b>HERZ-TS-90 thermostatic valve</b> <b>Angle model</b> Radiator connection with cone. Universal models with special socket for threaded pipe and compression adapter connection.</p>	3/8	1 7724 95	20	
	1/2	1 7724 96	20	
	3/4	1 7724 97	20	







## TS-98-V thermostatic valves with continuous pre-setting and readout with dimensions according to DIN series "D"

 <p><b>HERZ-TS-98-V thermostatic valve</b> <b>Straight model</b> Radiator connection with cone. Universal models with special socket for threaded pipe and compression adapter connection. Setting key 1 6819 98 must be ordered separately.</p>	3/8	1 7623 66	20	
	1/2	1 7623 68	20	
 <p><b>HERZ-TS-98-V thermostatic valve</b> <b>Angle model</b> Radiator connection with cone. Universal models with special socket for threaded pipe and compression adapter connection. Setting key 1 6819 98 must be ordered separately.</p>	3/8	1 7624 66	20	
	1/2	1 7624 68	20	











## TS-98-V thermostatic valve M 28 x 1.5 with continuous pre-setting and readout, with Pressfit connection

Model	Dim.	Order number	Sale Unit	€
 <p><b>HERZ-TS-98-V-thermostatic valve</b> <b>Straight model</b> Radiator connection with cone. The valve body with Pressfit connection is suitable for connection to stainless steel and copper pipes. Press contour V, minimum pressing force 30 kN. Setting key 1 6819 98 must be ordered separately.</p>	1/2	1 7643 67	20	











## TS-120-V-SMART thermostatic valves M 28 x 1,5

Model	Dim.	Order number	Sale Unit	€
 <p><b>HERZ-TS-120-V-SMART thermostatic valve</b> <b>Straight model</b> Dynamically differential pressure-independent thermostatic valve, continuously adjustable presetting 10 – 95 l/h, nominal flow range, “l” setting 125 l/h, radiator connection R 1/2” with cone. Universal models with special socket Rp 1/2” for threaded pipe and compression adapter connection. Setting key 1 <b>4006</b> 02 must be ordered separately.</p>	1/2	1 7623 91	20	
 <p><b>HERZ-TS-120-V-SMART thermostatic valve</b> <b>Angle model</b> Dynamically differential pressure-independent thermostatic valve, continuously adjustable presetting 10 – 95 l/h, nominal flow range, “l” setting 125 l/h, radiator connection R 1/2” with cone. Universal models with special socket Rp 1/2” for threaded pipe and compression adapter connection. Setting key 1 <b>4006</b> 02 must be ordered separately.</p>	1/2	1 7624 91	20	
 <p><b>HERZ-TS-120-V-SMART thermostatic valve</b> <b>Reverse angle model</b> Dynamically differential pressure-independent thermostatic valve, continuously adjustable presetting 10 – 95 l/h, nominal flow range, “l” setting 125 l/h, radiator connection R 1/2” with cone. Universal models with special socket Rp 1/2” for threaded pipe and compression adapter connection. Setting key 1 <b>4006</b> 02 must be ordered separately.</p>	1/2	1 7628 91	20	
 <p><b>HERZ-TS-120-V-SMART thermostatic valve</b> <b>Straight model</b> Dynamically differential pressure-independent thermostatic valve, continuously adjustable presetting 10 – 95 l/h, nominal flow range, “l” setting 125 l/h, radiator connection R 1/2” with cone, male thread G 3/4” for compression adapter connection. Setting key 1 <b>4006</b> 02 must be ordered separately.</p>	1/2	1 7633 91	20	
 <p><b>HERZ-TS-120-V-SMART thermostatic valve</b> <b>Angle model</b> Dynamically differential pressure-independent thermostatic valve, continuously adjustable presetting 10 – 95 l/h, nominal flow range, “l” setting 125 l/h, radiator connection R 1/2” with cone, male thread G 3/4” for compression adapter connection. Setting key 1 <b>4006</b> 02 must be ordered separately.</p>	1/2	1 7634 91	20	
 <p><b>HERZ-TS-120-V-SMART thermostatic valve</b> <b>Reverse angle model</b> Dynamically differential pressure-independent thermostatic valve, continuously adjustable presetting 10 – 95 l/h, nominal flow range, “l” setting 125 l/h, radiator connection R 1/2” with cone, male thread G 3/4” for compression adapter connection. Setting key 1 <b>4006</b> 02 must be ordered separately.</p>	1/2	1 7638 91	20	



## TS-98-VH thermostatic valves M 30 x 1.5 with continuous pre-setting and readout

Model	Dim.	Order number	Sale Unit	€
 <p><b>HERZ-TS-98-VH thermostatic valve Straight model</b> Radiator connection with cone. Universal models with special socket for threaded pipe and compression adapter connection.</p>	3/8	1 7623 20	20	
	1/2	1 7623 21	20	
	3/4	1 7623 22	20	
 <p><b>HERZ-TS-98-VH thermostatic valve Angle model</b> Radiator connection with cone. Universal models with special socket for threaded pipe and compression adapter connection.</p>	1/2	1 7624 21	20	
	3/4	1 7624 22	20	
 <p><b>HERZ-TS-98-VH thermostatic valve Reverse angle model</b> Radiator connection with cone. Universal models with special socket for threaded pipe and compression adapter connection.</p>	1/2	1 7628 26	20	
 <p><b>HERZ-TS-98-VH thermostatic valve 3-axis valve "AB"</b> Valve left of radiator. Radiator connection with cone. Universal model with special socket for threaded pipe and compression adapter connection.</p>	1/2	1 7658 26	20	
 <p><b>HERZ-TS-98-VH thermostatic valve 3-axis valve "CD"</b> Valve right of radiator. Radiator connection with cone. Universal model with special socket for threaded pipe and compression adapter connection.</p>	1/2	1 7659 26	20	
 <p><b>HERZ-TS-98-VH thermostatic valve Straight model</b> Radiator connection with cone. Pipe connection male thread G 3/4 with cone.</p>	1/2	1 7633 26	20	
 <p><b>HERZ-TS-98-VH thermostatic valve Angle model</b> Radiator connection with cone. Pipe connection male thread G 3/4 with cone.</p>	1/2	1 7634 26	20	
 <p><b>HERZ-TS-98-VH thermostatic valve Reverse angle model</b> Radiator connection with cone. Pipe connection male thread G 3/4 with cone.</p>	1/2	1 7638 26	20	
 <p><b>HERZ-TS-98-VH thermostatic valve 3-axis valve "AB"</b> Valve left of radiator, radiator connection with cone. Pipe connection male thread G 3/4 with cone.</p>	1/2	1 7645 26	20	
 <p><b>HERZ-TS-98-VH thermostatic valve 3-axis valve "CD"</b> Valve right of radiator, radiator connection with cone. Pipe connection male thread G 3/4 with cone.</p>	1/2	1 7646 26	20	





## TS-90-H thermostatic valves M 30 x 1.5

Model	Dim.	Order number	Sale Unit	€
 <p><b>HERZ-TS-90 H thermostatic valve Straight model</b> Radiator connection with cone. Universal models with special socket for threaded pipe and compression adapter connection. DIN dimensions.</p>	1/2	1 7723 26	20	
 <p><b>HERZ-TS-90 H thermostatic valve Angle model</b> Radiator connection with cone. Universal models with special socket for threaded pipe and compression adapter connection. DIN dimensions.</p>	1/2	1 7724 26	20	
 <p><b>HERZ-TS-90 H thermostatic valve Reverse angle model</b> Radiator connection with cone. Universal models with special socket for threaded pipe and compression adapter connection.</p>	1/2	1 7728 26	20	
 <p><b>HERZ-TS-90 H thermostatic valve 3-axis valve "AB"</b> Valve left of radiator. Radiator connection with cone. Universal model with special socket for threaded pipe and compression adapter connection.</p>	1/2	1 7758 26	20	
 <p><b>HERZ-TS-90 H thermostatic valve 3-axis valve "CD"</b> Valve right of radiator. Radiator connection with cone. Universal model with special socket for threaded pipe and compression adapter connection.</p>	1/2	1 7759 26	20	
 <p><b>HERZ-TS-90 H thermostatic valve Straight model</b> Radiator connection with cone. Pipe connection male thread G 3/4 with cone.</p>	1/2	1 7733 26	20	
 <p><b>HERZ-TS-90 H thermostatic valve Angle model</b> Radiator connection with cone. Pipe connection male thread G 3/4 with cone.</p>	1/2	1 7734 26	20	
 <p><b>HERZ-TS-90 H thermostatic valve Reverse angle model</b> Radiator connection with cone. Pipe connection male thread G 3/4 with cone.</p>	1/2	1 7738 26	20	
 <p><b>HERZ-TS-90 H thermostatic valve 3-axis valve "AB"</b> Valve left of radiator, radiator connection with cone. Pipe connection male thread G 3/4 with cone.</p>	1/2	1 7745 26	20	
 <p><b>HERZ-TS-90 H thermostatic valve 3-axis valve "CD"</b> Valve right of radiator, radiator connection with cone. Pipe connection male thread G 3/4 with cone.</p>	1/2	1 7746 26	20	

## TS-98-VH thermostatic valves M 30 x 1.5 with continuous pre-setting and readout with dimensions according to DIN series "D"





Model		Dim.	Order number	Sale Unit	€
	<b>HERZ-TS-98-VH thermostatic valve Straight model</b> Radiator connection with cone. Universal models with special socket for threaded pipe and compression adapter connection.	3/8	1 7623 25	20	
		1/2	1 7623 26	20	
		3/4	1 7623 27	20	
	<b>HERZ-TS-98-VH thermostatic valve Angle model</b> Radiator connection with cone. Universal models with special socket for threaded pipe and compression adapter connection.	3/8	1 7624 25	20	
		1/2	1 7624 26	20	
		3/4	1 7624 27	20	

## Return temperature limiter





Model		Dim.	Order number	Sale Unit	€
	<b>HERZ return temperature limiter</b> Control of the return temperature between 25–60°C, Limitation and locking of the set point range via limiting pins 1 9551 02 possible (must be ordered separately). Can be combined with all HERZ valves that are intended for thermostatic operation.	M 28 x 1.5	1 9201 00	10	
	<b>HERZ return temperature limiter DE LUXE, chrome</b> Control of the return temperature between 25–60°C, limitation and locking of the set point range via limiting pins 1 9551 02 possible (must be ordered separately). Can be combined with all HERZ valves that are intended for thermostatic operation.	M 28 x 1.5	1 9201 41	10	
	<b>HERZ return temperature limiter Straight model set:</b> 1 9201 00 Return temperature limiter MINI 1 7733 81 HERZ-TS-90 thermostatic valve in straight model Radiator connection with cone. Pipe connection Male thread G 3/4" with cone.	1/2	1 9201 23	1	
	<b>HERZ return temperature limiter Angle model set:</b> 1 9201 00 Return temperature limiter MINI 1 7724 37 HERZ-TS-90 thermostatic valve in angle model Radiator connection with cone. Pipe connection Male thread G 3/4" with cone.	1/2	1 9201 24	1	

Compression adapters G 3/4 for copper, steel or plastic pipes must be ordered separately.


## Keys and tools

Model	Dim.	Order number	Sale Unit	€
 <p><b>HERZ-TS-90 assembly key</b>                      SW 13: For replacing the O-ring chamber HERZ-TS-90                      SW 14: For replacing the O-ring chamber HERZ-TS-90-V                      SW 18: For replacing the HERZ-TS-90 thermostatic upper part                      SW 30: For the installation of HERZ thermostatic heads M 28 x 1.5.</p>		1 6807 90	1	
 <p><b>Pre-setting key (blue)</b>                      for HERZ-TS-90-V, models as of 1998, valves with knurled cover screw.</p>	M 28 x 1.5	1 6809 67	1	
 <p><b>HERZ-TS-90-V pre-setting key (red), version up to 1998</b>                      for valves with hexagon head O-ring screw.</p>	M 28 x 1.5	1 6808 67	1	
 <p><b>Pre-setting key</b>                      for HERZ-TS-98-V, TS-99-V, TS-98-VH and for HERZ-3000 bypass bodies and connection parts with integrated thermostatic valve.</p>		1 6819 98	1	










## Changefix

	<p><b>HERZ Changefix Tool for HERZ thermostatic inserts</b>                      with threaded connection M 28 x 1.5                      The thermostatic upper part can be replaced via an airlock function and the seat gasket on the spindle can also be cleaned while the system is under pressure.</p>		1 7780 00	1	
	<p><b>HERZ Changefix Tool for HERZ thermostatic inserts "H"</b>                      with threaded connection M 30 x 1.5                      The thermostatic upper part can be replaced via an airlock function and the seat gasket on the spindle can also be cleaned while the system is under pressure.</p>		1 7780 98	1	
	<p><b>Seal set</b>                      Replacement seal set for HERZ Changefix.</p>		1 7780 04	1	
	<p><b>Pressure measurement accessories</b>                      for measuring the differential pressure or the static pressure at the connected valve via HERZ measuring computer 1 8900 05.</p>		1 7781 00	1	
	<p><b>Cleaning brush set</b>                      Cleaning brush set for cleaning the valve seat in the course of replacing the upper part.</p>		1 7781 01	1	

## Spare parts for HERZ Changefix



	<p><b>Replacement adapter</b>                      for HERZ Changefix (1 7780 00) without union nut. Matches HERZ thermostatic valves with M 28 x 1.5 thread.</p>	M 28 x 1.5	1 7781 02	1	
	<p><b>Replacement adapter</b>                      for HERZ Changefix "H" (1 7780 98) without union nut. Matches HERZ thermostatic valves with M 30 x 1.5 thread.</p>	M 30 x 1.5	1 7781 08	1	

## Thermostatic upper parts

Model	Dim.	Order number	Sale Unit	€
 <p><b>Upper thermostatic insert</b> for HERZ-TS-90, HERZ-3000 and HERZ-DR-T-90 valves (3/8–3/4) as of year of manufacture 1991, 1 <b>6390 92</b> also for HERZ-VTA-40, VUA-40 one-pipe as of year of manufacture 1992. Replacement under pressure with HERZ Changefix.</p>	3/8	1 <b>6390 90</b>	1	
	1/2	1 <b>6390 91</b>	1	
	3/4	1 <b>6390 92</b>	1	
	1	1 <b>6390 93</b>	1	
 <p><b>Upper thermostatic insert</b> for HERZ-TS-90-H upper part for 30 x 1.5. 1 <b>6398 92</b> also for HERZ-VTA-50, VUA-50 one-pipe. Replacement under pressure with HERZ Changefix "H".</p>	1/2	1 <b>6398 91</b>	1	
	3/4	1 <b>6398 92</b>	1	
 <p><b>Upper thermostatic insert</b> for HERZ-TS-FV ultra-fine pre-settable valve (purple cap). Replacement under pressure with HERZ Changefix.</p>	3/8–1/2	1 <b>6367 99</b>	1	
 <p><b>Upper thermostatic insert with fixed kv values</b> for HERZ-TS-90-kv Replacement under pressure with HERZ Changefix.</p>	B blue	kv 0.06	1 <b>6365 69</b>	1
	C green	kv 0.12	1 <b>6365 79</b>	1
	D yellow	kv 0.25	1 <b>6365 89</b>	1
	E white	kv 0.5	1 <b>6365 99</b>	1
 <p><b>Upper thermostatic insert with pre-setting</b> for HERZ-TS-90-V. Replacement under pressure with HERZ Changefix.</p>	3/8–3/4	1 <b>6367 97</b>	1	
 <p><b>Upper thermostatic insert with pre-setting</b> for HERZ-TS-98-V (orange cap). VTA-40, VUA-40 two-pipe. HERZ-3000 connection parts with integrated thermostatic valve. Replacement under pressure with HERZ Changefix.</p>	3/8–3/4	1 <b>6367 98</b>	1	
 <p><b>Upper thermostatic insert with pre-setting</b> for HERZ-TS-98-VH upper part for M 30 x 1.5. 1 <b>6398 98</b> also for HERZ-VTA-50, VUA-50 two-pipe. Replacement under pressure with HERZ Changefix "H".</p>	3/8–3/4	1 <b>6398 98</b>	1	
 <p><b>Upper thermostatic insert</b> for HERZ-TS-90-E, universal models. Replacement under pressure with HERZ Changefix.</p>	3/8–1/2	1 <b>6379 02</b>	1	
 <p><b>Upper thermostatic insert</b> for HERZ-TS-E, standard models and suitable for conversion of HERZ-AS 1". Replacement with HERZ Changefix <u>not</u> possible.</p>	1/2–1	1 <b>6379 03</b>	1	


The HERZ-TS-90 upper thermostatic inserts 1 6365 69–1 6365 99, 1 6367 97, 1 6367 98 and 1 6390 90–1 6390 92, are interchangeable with respect to dimension. Replacement under pressure possible with HERZ Changefix 1 7780 00.

## Thermostatic upper parts


Model	Dim.	Order number	Sale Unit	€
 <p><b>Thermostatic upper part</b> for HERZ thermostatic valves for years of manufacture 1978–1989 and conversion from HERZ-AS and GP-T manual regulation valves for years of manufacture 1978–1992. Replacement part for VUA, VTA for years of manufacture 1980–1992. Replacement with HERZ Changefix not possible.</p>	3/8–1/2	1 6376 00	1	
	3/4	1 6376 02	1	
 <p><b>Thermostatic upper part</b> for HERZ-TS DIN series “D” Years of manufacture 1986–1990.</p>	3/8–1/2	1 6379 00	1	

HERZ thermostats, actuators and HERZ-TS screw caps and hand wheels of the HERZ-TS-90 valves are compatible with the expired models and can be used for the expired as well as the current models.

## Thermostatic upper parts for HERZ TS-120-V-SMART

Model	Dim.	Order number	Sale Unit	€
 <p><b>Thermostatic upper part</b> for HERZ TS-120-V-SMART</p>	1/2	1 6367 21	1	





## Packing gland for HERZ-TS-90 thermostatic valves

 <p><b>O-ring set</b> 20x O-ring clips for HERZ-TS-90 thermostatic valves and 3- and 4-port valves.</p>		1 6890 00	1	
--	--	-----------	---	--





## DR-T-90 radiator control valves

Acurate pre-setting via secondary flow restriction cone

Model	Dim.	Order number	Sale Unit	€
 <p><b>HERZ-DR-T-90 radiator control valve Straight model</b> Radiator connection with cone. Universal models with special socket for threaded pipe and compression adapter connection. Changeable with thermostatic insert to thermostatic operation</p>	3/8	1 6823 90	20	
	1/2	1 6823 91	20	
	3/4	1 6823 92	20	
	1	1 6823 73	1	
	1¼	1 6823 74	1	
 <p><b>HERZ-DR-T-90 radiator control valve Angle model</b> Radiator connection with cone. Universal models with special socket for threaded pipe and compression adapter connection. Changeable with thermostatic insert to thermostatic operation</p>	3/8	1 6824 90	20	
	1/2	1 6824 91	20	
	3/4	1 6824 92	20	
	1	1 6824 73	1	
	1¼	1 6824 74	1	
 <p><b>HERZ-DR-T-90 radiator control valve Straight model</b> Radiator connection with cone. Pipe connection male thread G 3/4 with cone. Changeable with thermostatic insert to thermostatic operation</p>	1/2	1 6833 81	20	
 <p><b>HERZ-DR-T-90 radiator control valve Angle model</b> Radiator connection with cone. Pipe connection male thread G 3/4 with cone. Changeable with thermostatic insert to thermostatic operation</p>	1/2	1 6848 01	20	





## DR-T-90 radiator control valves with lockshield cap

Acurate pre-setting via secondary flow restriction cone

 <p><b>HERZ-DR-T-90 radiator control valve with lockshield cap, straight model</b> Radiator connection with cone. Universal models with special socket for threaded pipe and compression adapter connection.</p>	3/8	1 6823 80	20	
	1/2	1 6823 81	20	
	3/4	1 6823 82	20	
	Standard model with threaded socket.	1	1 6823 86	1
 <p><b>HERZ-DR-T-90 radiator control valve with lockshield cap, angle model</b> Radiator connection with cone. Universal models with special socket for threaded pipe and compression adapter connection.</p>	3/8	1 6824 80	20	
	1/2	1 6824 81	20	
	3/4	1 6824 82	20	
	Standard model with threaded socket.	1	1 6824 86	1



## GP radiator control valves

Accurate pre-setting via stroke limitation

Model	Dim.	Order number	Sale Unit	€
 <p><b>HERZ-GP radiator control valve Straight model</b> Radiator connection with cone. Universal models with special socket for threaded pipe and compression adapter connection.</p>	3/8	1 5523 20	20	
	1/2	1 5523 21	20	
	3/4	1 5523 22	20	
 <p><b>HERZ-GP radiator control valve Angle model</b> Radiator connection with cone. Universal models with special socket for threaded pipe and compression adapter connection.</p>	3/8	1 5524 20	20	
	1/2	1 5524 21	20	
	3/4	1 5524 22	20	
 <p><b>HERZ-GP radiator control valve Straight model</b> Radiator connection with cone. Pipe connection male thread G 3/4 with cone.</p>	1/2	1 5537 11	20	
 <p><b>HERZ-GP radiator control valve Angle model</b> Radiator connection with cone. Pipe connection male thread G 3/4 with cone.</p>	1/2	1 5548 01	20	

## GP radiator control valves with lockshield cap





Accurate pre-setting via stroke limitation

 <p><b>HERZ-GP radiator control valve with lockshield cap, straight model</b> Radiator connection with cone. Universal models with special socket for threaded pipe and compression adapter connection.</p>	3/8	1 5523 10	20	
	1/2	1 5523 11	20	
	3/4	1 5523 12	20	
 <p><b>HERZ-GP radiator control valve with lockshield cap, angle model</b> Radiator connection with cone. Universal models with special socket for threaded pipe and compression adapter connection.</p>	3/8	1 5524 10	20	
	1/2	1 5524 11	20	
	3/4	1 5524 12	20	





## Dimensions

The thermostatic valve bodies of HERZ-TS and the radiator control valves HERZ-DR-T and HERZ-GP-T from years 1978 to 1990/1991 (nickel-plated body and grey hand wheels) have identical installation dimensions to the currently manufactured and equivalent models (nickel-plated body, white hand wheels or screw caps) and can be easily replaced, if necessary.



## RL-5 return valves with pre-setting and draining

Model	Dim.	Order number	Sale Unit	€
 <p><b>HERZ-RL-5 return valve Straight model</b> Radiator connection with cone. Universal models with special socket for threaded pipe and compression adapter connection. Dimensions according to DIN 3842 series 1, DARE Ms-K.</p>	3/8	1 3923 00	20	
	1/2	1 3923 01	20	
	3/4	1 3923 02	20	
 <p><b>HERZ-RL-5 return valve Angle model</b> Radiator connection with cone. Universal models with special socket for threaded pipe and compression adapter connection. Dimensions according to DIN 3842 series 1, EARE Ms-K.</p>	3/8	1 3924 00	20	
	1/2	1 3924 01	20	
	3/4	1 3924 02	20	
 <p><b>HERZ-RL-5 return valve Straight model</b> Radiator connection with cone. Pipe connection male thread G 3/4 with cone.</p>	1/2	1 3937 11	20	
 <p><b>HERZ-RL-5 return valve Angle model</b> Radiator connection with cone. Pipe connection male thread G 3/4 with cone.</p>	1/2	1 3948 11	20	

## RL-1 return valves




 <p><b>HERZ-RL-1 return valve Straight model</b> Radiator connection with cone. Universal models with special socket for threaded pipe and compression adapter connection.</p>	3/8	1 3723 40	20	
	1/2	1 3723 41	20	
	3/4	1 3723 42	20	
 <p><b>HERZ-RL-1 return valve Angle model</b> Radiator connection with cone. Universal models with special socket for threaded pipe and compression adapter connection.</p>	3/8	1 3724 40	20	
	1/2	1 3724 41	20	
	3/4	1 3724 42	20	
 <p><b>HERZ-RL-1 return valve Straight model</b> Radiator connection with cone. Pipe connection male thread G 3/4 with cone.</p>	1/2	1 3733 11	20	
 <p><b>HERZ-RL-1 return valve Angle model</b> Radiator connection with cone. Pipe connection male thread G 3/4 with cone.</p>	1/2	1 3748 01	20	

## RL-1-E return valves with maximum flow rate for one-pipe and gravity systems







 <p><b>HERZ-RL-1-E return valve Straight model</b> Radiator connection with cone. Standard models with threaded socket.</p>	1/2	1 3723 01	20	
	3/4	1 3723 02	20	
	1	1 3723 03	10	
 <p><b>HERZ-RL-1-E return valve Angle model</b> Radiator connection with cone. Standard models with threaded socket.</p>	1/2	1 3724 01	20	
	3/4	1 3724 02	20	
	1	1 3724 03	10	

Installation dimensions deviating from HERZ-TS-90 valves of the same dimension.



## Thermostatic inserts\* WE

Model	Indicator	kv - m <sup>3</sup> /h	Dim.	Order number	Sale Unit	€
 <p><b>HERZ thermostatic inserts for integrated radiator valves with a fixed kv value,</b> Manufacturer Stelrad &amp; Korado.</p>	blue	0.06	1/2	1 3192 82	20	
	green	0.12	1/2	1 3192 83	20	
	yellow	0.25	1/2	1 3192 84	20	
	white	0.50	1/2	1 3192 85	20	
 <p><b>HERZ thermostatic insert for integrated radiator valves</b> Manufacturer Vogel &amp; Noot.</p>	blue	0.06	1/2	1 3093 69	20	
	green	0.12	1/2	1 3093 79	20	
	yellow	0.25	1/2	1 3093 89	20	
	white	0.50	1/2	1 3093 99	20	
 <p><b>HERZ thermostatic insert with fixed kv value</b> Manufacturer Kermi.</p>	blue	0.06	1/2	1 3197 69	20	
	green	0.12	1/2	1 3197 79	20	
	yellow	0.25	1/2	1 3197 89	20	
	white	0.50	1/2	1 3197 99	20	

## Thermostatic inserts M 28 x 1.5



Model	kvs	Dim.	Order number	Sale Unit	€
 <p><b>HERZ thermostatic insert TS-98-V</b> for integrated radiator valves (Dia Norm, Radson, Superia, Veha), with continuous pre-setting and readout.</p>	0.91	1/2	1 3091 98	20	
 <p><b>HERZ thermostatic insert TS-98-V</b> for integrated radiator valves (Henrad, Korado, Stelrad), with continuous pre-setting and readout.</p>	1.51	1/2	1 3192 65	20	
 <p><b>HERZ thermostatic insert TS-98-V</b> for integrated radiator valves (Vogel&amp;Noot), with continuous pre-setting and readout.</p>	1.51	1/2	1 3192 63	20	
 <p><b>HERZ thermostatic insert TS-98-V</b> for integrated radiator valves (ThermoTeknik, Acova, Brugman), with continuous pre-setting and readout.</p>	1.51	1/2	1 3192 68	20	
 <p><b>HERZ thermostatic insert TS-98-V</b> for integrated radiator valves (Kermi), with continuous pre-setting and readout.</p>	1.51	1/2	1 3192 66	20	
 <p><b>HERZ thermostatic insert TS-98-V</b> for integrated radiator valves (Dunaferr), with continuous pre-setting and readout.</p>	1.51	1/2	1 3192 64	20	

## Thermostatic inserts M 30 x 1.5

 <p><b>HERZ thermostatic insert TS-98-VH</b> for integrated radiator valves (Acova), with continuous pre-setting and readout.</p>	1.51	1/2	1 3198 01	20	
 <p><b>HERZ thermostatic insert TS-98-V</b> for integrated radiator valves (Dunaferr), with continuous pre-setting and readout.</p>	1.51	1/2	1 3198 02	20	







\* Please note that the valve screw-in adapter has been changed a number of times for manufacturing reasons; the inserts described here are compatible with radiator models in Austria at the time of publishing. Changes are possible at any time.

## Thermostatic insert replacement parts

Model	kvs	Dim.	Order number	Sale Unit	€
 <p><b>Upper thermostatic insert TS-90-V</b>  <b>Module panel, year of manufacture 1988 - 1994</b>                      pre-settable, for retrofitting of thermopanel integrated radiator valves.</p>	0.5	M 22 x 1.5	1 3089 67	20	
 <p><b>HERZ thermostatic insert</b>                      for integrated radiator valves Stelrad THERMOCARAT TCV 1989-1995.                      For integrated radiator valves Stelrad THERMOCARAT TCM 1994-1999.</p>	0.5	M 22 x 1	1 3090 71	1	


## Connection system

### TS-3000 bypass body for one-pipe systems with integrated thermostatic valve







Model	Dim.	Order number	Sale Unit	€
 <p><b>HERZ-3000 bypass body with integrated thermostatic valve, straight model for one-pipe operation.</b> Pipe centre spacing 50 mm, radiator connection G 3/4 with freely-rotating nut. Pipe connection with male thread G 3/4 with cone for compression adapter connection. Compression adapters must be ordered separately.</p>	G 3/4"	1 3791 92	10	
 <p><b>HERZ-3000 bypass body with integrated thermostatic valve, straight model for one-pipe operation.</b> Pipe centre spacing 50 mm, radiator connection G 1/2 with freely-rotating nut, 2 connection nipples are enclosed (1 3002 31). Pipe connection with male thread G 3/4 with cone for compression adapter connection. Compression adapters must be ordered separately.</p>	G 1/2" x G 3/4"	1 3792 92	10	
 <p><b>HERZ-3000 bypass body with integrated thermostatic valve, angle model for one-pipe operation.</b> Pipe centre spacing 50 mm, radiator connection G 3/4 with freely-rotating nut. Pipe connection with male thread G 3/4 with cone for compression adapter connection. Compression adapters must be ordered separately.</p>	G 3/4"	1 3793 92	10	
 <p><b>HERZ-3000 bypass body with integrated thermostatic valve, angle model for one-pipe operation</b> as before, but upper thermostatic insert on left.</p>	G 3/4"	1 3793 82	10	
 <p><b>HERZ-3000 bypass body with integrated thermostatic valve, angle model for one-pipe operation.</b> Pipe centre spacing 50 mm, radiator connection G 1/2 with freely-rotating nut, 2 connection nipples are enclosed (1 3002 31). Pipe connection with male thread G 3/4 with cone for compression adapter connection. Compression adapters must be ordered separately.</p>	G 1/2" x G 3/4"	1 3794 92	10	
 <p><b>HERZ-3000 bypass body with integrated thermostatic valve, angle model for one-pipe operation</b> as before, but upper thermostatic insert on left.</p>	G 1/2" x G 3/4"	1 3794 82	10	

## Thermostatic head MINI DE LUXE with threaded connection M 28 x 1.5


suitable for HERZ thermostatic valves

Model	Colour	Order number	Sale Unit	€
 <p><b>HERZ thermostatic head MINI DE LUXE</b> with liquid sensor (hydrosensor), with setting "0" and with cover and locking ring. Frost protection adjustable at approx. 6°C, set point range 6–30°C.</p>	Chrome	1 9200 41	20	







## TS-3000 for two-pipe systems with integrated thermostatic valve Upper thermostatic insert with directly-pre-setting and readout

Model	Dim.	Order number	Sale Unit	€
 <p><b>HERZ-3000 connection part with pre-settable upper thermostatic insert, straight model for two-pipe operation.</b> Pipe centre spacing 50 mm, radiator connection G 3/4 with freely-rotating nut. Pipe connection with male thread G 3/4 with cone for compression adapter connection. Compression adapters must be ordered separately.</p>	G 3/4"	1 3691 91	10	
 <p><b>HERZ-3000 connection part with pre-settable upper thermostatic insert, straight model for two-pipe operation.</b> Pipe centre spacing 50 mm, radiator connection G 1/2 with freely-rotating nut, 2 connection nipples are enclosed (1 3002 31). Pipe connection with male thread G 3/4 with cone for compression adapter connection. Compression adapters must be ordered separately.</p>	G 1/2" x G 3/4"	1 3692 91	10	
 <p><b>HERZ-3000 connection part with pre-settable upper thermostatic insert, angle model for two-pipe operation.</b> Pipe centre spacing 50 mm, radiator connection G 3/4 with freely-rotating nut. Pipe connection with male thread G 3/4 with cone for compression adapter connection. Compression adapters must be ordered separately.</p>	G 3/4"	1 3693 91	10	
 <p><b>HERZ-3000 connection part with pre-settable upper thermostatic insert, angle model for two-pipe operation</b> as before, but upper thermostatic insert on left.</p>	G 3/4"	1 3693 81	10	
 <p><b>HERZ-3000 connection part with pre-settable upper thermostatic insert, angle model for two-pipe operation.</b> Pipe centre spacing 50 mm, radiator connection G 1/2 with freely-rotating nut, 2 connection nipples are enclosed (1 3002 31). Pipe connection with male thread G 3/4 with cone for compression adapter connection. Compression adapters must be ordered separately.</p>	G 1/2" x G 3/4"	1 3694 91	10	
 <p><b>HERZ-3000 connection part with pre-settable thermostatic valve, angle model for two-pipe operation</b> as before, but upper thermostatic insert on left.</p>	G 1/2" x G 3/4"	1 3694 81	10	


### Design cover for HERZ-3000

Model	Order number	Sale Unit	€
 <p><b>HERZ design cover, colour white (RAL 9010)</b> for HERZ-3000 bypass body and connection parts with integrated thermostatic valve; with snap mechanism.</p>	1 0115 01	1	
<p>Colour <b>Traffic White (RAL 9016)</b></p>	1 0115 02	1	
<p>Colour <b>Chrome</b></p>	1 0115 03	1	

## TS-3000 connection set with integrated thermostatic valve M 30 x 1.5

Model	Dim.	Order number	Sale Unit	€
 <p><b>HERZ-3000 connection part with integrated thermostatic valve, straight model for two-pipe operation, pre-settable.</b> Pipe centre spacing 50 mm, radiator connection G 1/2 with freely-rotating nut, 2 connection nipples are enclosed. Pipe connection with male thread G 3/4 with cone for compression adapter connection. Compression adapters must be ordered separately.</p>	G 1/2" x G 3/4"	1 3798 91	10	
 <p><b>HERZ-3000 bypass body with integrated thermostatic valve, straight model for one-pipe operation.</b> Pipe centre spacing 50 mm, radiator connection G 1/2 with freely-rotating nut, 2 connection nipples are enclosed. Pipe connection with male thread G 3/4 with cone for compression adapter connection. Compression adapters must be ordered separately.</p>	G 1/2 x G 3/4	1 3798 92	10	
 <p><b>HERZ-3000 connection part with integrated thermostatic valve, angle model for two-pipe operation, pre-settable.</b> Pipe centre spacing 50 mm, radiator connection G 1/2 with freely-rotating nut, 2 connection nipples are enclosed. Pipe connection with male thread G 3/4 with cone for compression adapter connection. Compression adapters must be ordered separately.</p>	G 1/2 x G 3/4	1 3799 91	10	
 <p><b>HERZ-3000 connection part with integrated thermostatic valve, angle model for two-pipe operation, pre-settable</b> as before, but upper thermostatic insert on left.</p>	G 1/2" x G 3/4"	1 3799 81	10	
 <p><b>HERZ-3000 bypass body with integrated thermostatic valve, angle model for one-pipe operation.</b> Pipe centre spacing 50 mm, radiator connection G 1/2 with freely-rotating nut, 2 connection nipples are enclosed. Pipe connection with male thread G 3/4 with cone for compression adapter connection. Compression adapters must be ordered separately.</p>	G 1/2" x G 3/4"	1 3799 92	10	
 <p><b>HERZ-3000 connection part with integrated thermostatic valve, angle model for one-pipe operation</b> as before, but upper thermostatic insert on left.</p>	G 1/2" x G 3/4"	1 3799 82	10	





## Thermostatic head MINI "H" DE LUXE with threaded connection M 30 x 1.5

Model	Order number	Sale Unit	€
 <p><b>HERZ thermostatic head MINI "H" DE LUXE, chrome</b> with liquid sensor (hydrosensor), with setting "0" and with cover and locking ring, frost protection adjustable at approx. 8°C, set value range 0–30°C.</p>	1 9200 48	1	
<p><b>Colour</b> White (RAL 9010)</p>	1 9200 35	1	

Note: Matching HERZ design cover for HERZ-3000: 1 0115 xx (please see page 54)



## Connection system for integrated radiator valves 3000 connection parts for two-pipe systems G 3/4"

**G 3/4**

Model	Dim.	Order number	Sale Unit	€
 <p><b>Two-pipe connection set Straight model</b> Pipe centre spacing 50 mm, radiator connection G 3/4 with freely-rotating nut. Pipe connection with male thread G 3/4 with cone for compression adapter connection. Compression adapters must be ordered separately.</p>	G 3/4"	1 3766 31	10	
 <p><b>Two-pipe connection set Angle model</b> Pipe centre spacing 50 mm, radiator connection G 3/4 with freely-rotating nut. Pipe connection with male thread G 3/4 with cone for compression adapter connection. Compression adapters must be ordered separately.</p>	G 3/4"	1 3766 51	10	
 <p><b>Two-pipe connection set Straight model</b> Pipe centre spacing 50 mm, radiator connection G 1/2 with freely-rotating nut, 2 connection nipples 1 3002 31 are enclosed. Pipe connection with male thread G 3/4 with cone for compression adapter connection. Compression adapters must be ordered separately.</p>	G 1/2" x G 3/4"	1 3766 32	10	
 <p><b>Two-pipe connection set Angle model</b> Pipe centre spacing 50 mm, radiator connection G 1/2 with freely-rotating nut, 2 connection nipples 1 3002 31 are enclosed. Pipe connection with male thread G 3/4 with cone for compression adapter connection. Compression adapters must be ordered separately.</p>	G 1/2" x G 3/4"	1 3766 52	10	

## Connection system for integrated radiator valves 3000 connection parts for two-pipe systems with two-side draining and filling, with shutoff, radiator connection G 3/4"



**G 3/4**

Model	Dim.	Order number	Sale Unit	€
 <p><b>HERZ-3000-RL4 connection part Straight model</b> Pipe centre spacing 50 mm, radiator connection G 3/4 with freely-rotating nut. Pipe connection with male thread G 3/4 with cone for compression adapter connection. Compression adapters must be ordered separately.</p>	G 3/4"	1 3466 01	10	
 <p><b>HERZ-3000-RL4 connection part Angle model</b> Pipe centre spacing 50 mm, radiator connection G 3/4 with freely-rotating nut. Pipe connection with male thread G 3/4 with cone for compression adapter connection. Compression adapters must be ordered separately.</p>	G 3/4"	1 3466 11	10	

4



## With two-side draining and filling, with shutoff, radiator connection Rp 1/2"

**Rp 1/2**

 <p><b>HERZ-3000-RL4 connection part Straight model</b> Pipe centre spacing 50 mm, radiator connection G 1/2 with freely-rotating nut, 2 connection nipples 1 3002 31 are enclosed. Pipe connection with male thread G 3/4 with cone for compression adapter connection. Compression adapters must be ordered separately.</p>	G 1/2" x G 3/4"	1 3466 02	10	
 <p><b>HERZ-3000-RL4 connection part Angle model</b> Pipe centre spacing 50 mm, radiator connection G 1/2 with freely-rotating nut, 2 connection nipples 1 3002 31 are enclosed. Pipe connection with male thread G 3/4 with cone for compression adapter connection. Compression adapters must be ordered separately.</p>	G 1/2" x G 3/4"	1 3466 12	10	



## With two-sided shutoff, operation from the front, radiator connection G 3/4"

**G 3/4**

 <p><b>HERZ-3000-RL1 connection part Straight model</b> Pipe centre spacing 50 mm, radiator connection G 3/4 with freely-rotating nut. Pipe connection with male thread G 3/4 with cone for compression adapter connection. Compression adapters must be ordered separately.</p>	G 3/4"	1 3766 01	10	
 <p><b>HERZ-3000-RL1 connection part Angle model</b> Pipe centre spacing 50 mm, radiator connection G 3/4 with freely-rotating nut. Pipe connection with male thread G 3/4 with cone for compression adapter connection. Compression adapters must be ordered separately.</p>	G 3/4"	1 3766 11	10	




## With two-sided shutoff, operation from the front, radiator connection Rp 1/2"

**Rp 1/2**

 <p><b>HERZ-3000-RL1 connection part Straight model</b> Pipe centre spacing 50 mm, radiator connection G 1/2 with freely-rotating nut, 2 connection nipples are enclosed (1 3002 31). Pipe connection with male thread G 3/4 with cone for compression adapter connection. Compression adapters must be ordered separately.</p>	G 1/2" x G 3/4"	1 3766 02	10	
 <p><b>HERZ-3000-RL1 connection part Angle model</b> Pipe centre spacing 50 mm, radiator connection G 1/2 with freely-rotating nut, 2 connection nipples are enclosed (1 3002 31). Pipe connection with male thread G 3/4 with cone for compression adapter connection. Compression adapters must be ordered separately.</p>	G 1/2" x G 3/4"	1 3766 12	10	




## Connection system for integrated radiator valves 3000 bypass body for single- and two-pipe systems with pre-setting, shutoff, draining and filling, radiator connection G 3/4"

**G 3/4"**

Model	Dim.	Order number	Sale Unit	€
 <p><b>HERZ-3000 bypass body Straight model</b> Pipe centre spacing 50 mm, radiator connection G 3/4 with freely-rotating nut. Pipe connection with male thread G 3/4 with cone for compression adapter connection. With cone. Compression adapters must be ordered separately.</p>	G 3/4"	1 3066 01	1	
 <p><b>HERZ-3000 bypass body Angle model, drain on left</b> Pipe centre spacing 50 mm, radiator connection G 3/4 with freely-rotating nut. Pipe connection with male thread G 3/4 with cone for compression adapter connection. With cone. Compression adapters must be ordered separately.</p>	G 3/4"	1 3066 11	1	
 <p><b>HERZ-3000 bypass body Angle model, drain on right</b> Pipe centre spacing 50 mm, radiator connection G 3/4 with freely-rotating nut. Pipe connection with male thread G 3/4 with cone for compression adapter connection. With cone. Compression adapters must be ordered separately.</p>	G 3/4"	1 3066 21	1	



## With pre-setting, shutoff, draining and filling, radiator connection Rp 1/2"

**Rp 1/2"**

 <p><b>HERZ 3000 bypass body Straight model</b> Pipe centre spacing 50 mm, radiator connection G 1/2 with freely-rotating nut, 2 connection nipples 1 3002 31 are enclosed. Pipe connection with male thread G 3/4 with cone for compression adapter connection. Compression adapters must be ordered separately.</p>	G 1/2" x G 3/4"	1 3066 02	1	
 <p><b>HERZ-3000 bypass body Angle model, drain on left</b> Pipe centre spacing 50 mm, radiator connection G 1/2 with freely-rotating nut, 2 connection nipples are enclosed (1 3002 31). Pipe connection with male thread G 3/4 with cone for compression adapter connection. Compression adapters must be ordered separately.</p>	G 1/2" x G 3/4"	1 3066 12	1	
 <p><b>HERZ-3000 bypass body Angle model, drain on right</b> Pipe centre spacing 50 mm, radiator connection G 1/2 with freely-rotating nut, 2 connection nipples are enclosed (1 3002 31). Pipe connection with male thread G 3/4 with cone for compression adapter connection. Compression adapters must be ordered separately.</p>	G 1/2" x G 3/4"	1 3066 22	1	

## Connection system for integrated radiator valves 3000 bypass body for one-pipe systems Radiator connection G 3/4"



**G 3/4**

Model	Dim.	Order number	Sale Unit	€
 <p><b>HERZ-3000 bypass body with fixed bypass, straight model,</b> pipe centre spacing 50 mm, radiator connection G 3/4 with cone, freely-rotating union nut. Pipe connection with male thread, G 3/4 for compression adapter connection. Compression adapters must be ordered separately.</p>	G 3/4"	1 3166 01	1	
 <p><b>HERZ-3000 bypass body with fixed bypass, angle model,</b> pipe centre spacing 50 mm, radiator connection G 3/4 with cone, freely-rotating union nut. Pipe connection with male thread G 3/4 for compression adapter connection. Compression adapters must be ordered separately.</p>	G 3/4"	1 3166 11	1	

**4**



## 3000 bypass body for one-pipe systems Radiator connection Rp 1/2"

**Rp 1/2**

 <p><b>HERZ-3000 bypass body with fixed bypass, straight model,</b> pipe centre spacing 50 mm, radiator connection G 1/2, freely-rotating union nut 2 connection nipples 1 3002 31 are enclosed. Pipe connection with male thread G 3/4 for compression adapter connection. Compression adapters must be ordered separately.</p>	G 1/2" x G 3/4"	1 3166 02	1	
 <p><b>HERZ-3000 bypass body with fixed bypass, angle model,</b> pipe centre spacing 50 mm, radiator connection G 1/2 with freely-rotating union nut; 2 connection nipples 1 3002 31 are enclosed. Pipe connection with male thread G 3/4 for compression adapter connection. Compression adapters must be ordered separately.</p>	G 1/2" x G 3/4"	1 3166 12	1	


## 3000 TP bypass body for radiator connection G 3/4"

**G 3/4**

 <p><b>HERZ-3000 TP bypass body for one-pipe systems</b> for renovation of existing installations of heating systems with radiators, make AGA, or thermopanel. For one-pipe heating systems for connection to typical valve-ready radiator with pipe spacing 50 mm in an existing pipe installation with pipe spacing 40 mm and reversed supply and return flow directions.</p>	M 22 x 1.5 x G 3/4"	1 3166 31	10	
 <p><b>HERZ-3000 TP bypass body for two-pipe systems</b> for connection to typical valve-ready radiator with pipe spacing 50 mm in an existing pipe installation with pipe spacing 40 mm and reversed supply and return flow directions.</p>	M 22 x 1.5 x G 3/4"	1 3266 31	10	





## 3000 TP bypass body for radiator connection Rp 1/2"

**Rp 1/2**

 <p><b>HERZ-3000 TP bypass body for two-pipe systems</b> for connection to typical valve-ready radiator with pipe spacing 50 mm in an existing pipe installation with pipe spacing 40 mm and reversed supply and return flow directions. With nipple 1/2 (1 3002 31).</p>	M 22 x 1.5 x G 3/4" + nipple	1 3266 32	10	
--	------------------------------	-----------	----	--



## Connection system for integrated radiator valves 3000 single shutoff valves with draining and filling, radiator connection G 3/4"

**G 3/4**

Model	Dim.	Order number	Sale Unit	€
 <p><b>HERZ-RL-4 single shutoff valve</b> <b>Straight model for two-pipe operation</b> Radiator connection G 3/4 with cone, freely-rotating nut. Pipe connection with male thread G 3/4 with cone for compression adapter connection; compression adapters must be ordered separately.</p>	G 3/4"	1 3041 01	20	
 <p><b>HERZ-RL-4 single shutoff valve</b> <b>Angle model for two-pipe operation</b> other version as 1 3041 01.</p>	G 3/4"	1 3042 01	20	
 <p><b>HERZ-RL-4 single shutoff valve</b> <b>Straight model for two-pipe operation</b> Radiator connection G 3/4 with cone with freely-rotating nut. Universal model with special socket Rp 1/2 for threaded pipe and compression adapter connection.</p>	G 3/4" x Rp 1/2"	1 3061 01	20	
 <p><b>HERZ-RL-4 single shutoff valve</b> <b>Angle model for two-pipe operation</b> other version as 1 3061 01.</p>	G 3/4" x Rp 1/2"	1 3062 01	20	





## with draining and filling, radiator connection R 1/2"

**R 1/2**

 <p><b>HERZ-RL-4 single shutoff valve</b> <b>Straight model for two-pipe operation</b> Radiator connection R 1/2 with cone, with iron pipe connection 1 6210 21, pipe connection with male thread G 3/4 with cone compression adapter connection. Compression adapters must be ordered separately.</p>	R 1/2" x G 3/4"	1 3437 11	20	
 <p><b>HERZ-RL-4 single shutoff valve</b> <b>Angle model for two-pipe operation</b> other version as 1 3437 11.</p>	R 1/2" x G 3/4"	1 3448 11	20	

## 3000 single shutoff valves with shutoff, radiator connection G 3/4"



**G 3/4**

 <p><b>HERZ-RL-1 single shutoff valve</b> <b>Straight model for two-pipe operation</b> Radiator connection G 3/4 with cone, freely-rotating nut. Pipe connection with male thread G 3/4 with cone for compression adapter connection. Compression adapters must be ordered separately.</p>	G 3/4"	1 3741 01	20	
 <p><b>HERZ-RL-1 single shutoff valve</b> <b>Angle model for two-pipe operation</b> other version as 1 3741 01.</p>	G 3/4"	1 3742 01	20	
 <p><b>HERZ-RL-1 single shutoff valve</b> <b>Straight model for two-pipe operation</b> Radiator connection G 3/4 with cone with freely-rotating nut. Universal model with special socket Rp 1/2 for threaded pipe and compression adapter connection.</p>	G 3/4" x Rp 1/2"	1 3761 01	20	
 <p><b>HERZ-RL-1 single shutoff valve</b> <b>Angle model for two-pipe operation</b> other version as 1 3761 01.</p>	G 3/4" x Rp 1/2"	1 3762 01	20	




## Connection system for integrated radiator valves

### Double connection distributor, symmetrical, for integrated radiator valves with central connection




With shutoff, draining and filling of the radiator, crossing-free pipe routing

Model		Dim.	Order number	Sale Unit	€
	<b>HERZ double connection distributor, symmetrical</b> Radiator connection G 3/4 with freely-rotating nut. Pipe connection with male thread G 3/4 with cone for compression adapter connection. Compression adapters must be ordered separately.	G 3/4"	1 3033 01	10	
	<b>HERZ double connection distributor, symmetrical</b> Radiator connection G1/2, freely-rotating nut, 2 connection nipples are enclosed (1 3002 31). Pipe connection with male thread G 3/4 with cone for compression adapter connection. Compression adapters must be ordered separately.	G 1/2" x G 3/4"	1 3033 02	10	





## Double connection distributor for two-pipe systems

	<b>HERZ SWITCHFIX switchover distributor for two-pipe systems</b> For connecting the radiator to the pipe network in line with the flow direction and without crossing. The heating supply and return are switchable with the adjusting spindle. The pipelines can be run freely; the adaptation of the radiator flow direction can take place later. The radiator connection can be shut off. Delivery including flush box and mounting protection cover. Connection G 3/4 with cone to radiator. Pipe connection with male thread G 3/4 with cone for compression adapter connection. Compression adapters must be ordered separately and cap 1 8525 02 for pressure test.	G 3/4"	1 3030 01	1	
	<b>HERZ double connection distributor for two-pipe systems</b> For crossing-free radiator connection for flush mounting. The radiator connection cannot be shut off. Delivery including flush box and cover plate. Radiator connection G 3/4 with cone. Pipe connection with male thread G 3/4 with cone for clamp connection. Compression adapters and cap 1 8525 02 for pressure test must be ordered separately.	G 3/4"	1 4133 01	1	
	<b>HERZ pedestal distributor for two-pipe systems</b> For crossing-free radiator connection for flush mounting, for laying of the pipes in the wall. The radiator connection cannot be shut off. Delivery including flush box and cover plate. Radiator connection M 22 x 1.5 with cone, pipe connection G 3/4 with cone, horizontal, for clamp connection. Pipe elbow for pressure test is enclosed. Thermostatic head must be ordered separately.	M 22 - G 3/4"	1 3012 22	1	

## Connection system for integrated radiator valve connections for two-pipe systems


Model	Dim.	Order number	Sale Unit	€
 <p><b>HERZ connection set for compression adapter connection</b> Nickel-plated brass, for valve radiator and compact radiator. Compression adapter connections: Radiator-side M 22 x 1.5, pipe-side male thread G 3/4. Compression adapters must be ordered separately.</p>	M 22 x 1.5 x G 3/4"	1 3031 00	1	
 <p><b>HERZ connection set for press connection</b> Short version, nickel-plated brass, for integrated radiator valve and compact radiator. Connections: Radiator-side M 22 x 1.5, pipe-side press connection.</p>	M 22 x 1.5 - 16 x 2	1 3032 02	1	
	M 22 x 1.5 - 18 x 2	1 3032 04	1	
	M 22 x 1.5 - 20 x 2	1 3032 05	1	
 <p><b>Replacement for Stelrad pedestal distributor. Nickel-plated brass, for valve radiator and compact radiator.</b> Radiator-side freely-rotating union nut G 3/4, pipe-side male thread G 3/4; compression adapters must be ordered separately.</p>	G 3/4"	1 3012 02	10	

## Connection sets TS-90 thermostatic valves




Model	Dim.	Order number	Sale Unit	€
 <p><b>HERZ-TS-90 thermostatic valve straight model with elbow</b> Radiator connection with elbow 1 6249 01, with cone. Connection set mounted for connection pipe.</p>	1/2" x 15	1 7727 19	1	
 <p><b>HERZ-TS-90 thermostatic valve Reverse angle model with air vent</b> Radiator connection with cone. Connection set mounted for connection pipe.</p>	1/2" x 15	1 7728 92	1	
 <p><b>HERZ-TS-90 thermostatic valve 3-axis valve "AB"</b> Valve left of radiator. Radiator connection with cone. Connection set mounted for connection pipe.</p>	1/2" x 15	1 7758 19	1	
 <p><b>HERZ-TS-90 thermostatic valve 3-axis valve "CD"</b> Valve right of radiator. Radiator connection with cone. Connection set mounted for connection pipe.</p>	1/2" x 15	1 7759 19	1	

**4**



## Connection pipe

 <p><b>Connection pipe 15 x 1</b> of copper, nickel-plated. 1 6330 11: Pipe length 550 mm. 1 6330 31: Pipe length 1000 mm.</p>	550	1 6330 11	1	
	1000	1 6330 31	1	


## HERZ-2000 bypass body

Model	Dim.	Order number	Sale Unit	€
	<b>Bypass body for one-pipe operation, with shutoff</b> Radiator connection with cone, connection set 1 6284 04 mounted for connection pipe, pipe connections must be ordered separately. Pipe centre spacing 40 mm. Pipe threaded connection G 3/4 with cone. Circulation brake enclosed.	1/2" x G 3/4"	1 7173 01	1
	<b>Bypass body for one-pipe operation, suitable for shutoff</b> Radiator connection with cone, connection set 1 6284 04 mounted for connection pipe, pipe connections must be ordered separately. Pipe centre spacing 40 mm. Pipe threaded connection M 22 x 1.5. Circulation brake enclosed.	1/2" x M 22 x 1.5	1 7174 01	1
	<b>Bypass body for one-pipe operation, angle model, suitable for shutoff</b> Radiator connection with cone, connection set 1 6284 04 mounted for connection pipe, pipe connections must be ordered separately. Pipe centre spacing 40 mm. Pipe threaded connection G 3/4 with cone.	1/2" x G 3/4"	1 7187 14	1

## HERZ-1000 bypass body


Model	Dim.	Order number	Sale Unit	€
	<b>Bypass body for one-pipe operation, with shutoff</b> Radiator connection G 1/2" with O-ring, compression adapter 1 6284 04 mounted, pipe connections must be ordered separately. Pipe centre spacing 40 mm. Pipe threaded connection G 3/4 with cone. Circulation brake enclosed.	1/2" x G 3/4"	1 7187 12	1
	<b>Bypass body for two-pipe operation, suitable for shutoff and control</b> Radiator connection G 1/2" with O-ring, compression adapter 1 6284 04 mounted, pipe connections must be ordered separately. Pipe centre spacing 40 mm. Pipe threaded connection G 3/4 with cone.	1/2" x G 3/4"	1 7189 12	1

## CALIS-TS three-port valves for thermostatic operation in one-pipe systems

Model		kvs	Dim.	Order number	Sale Unit	€
	<b>CALIS-TS three-port valve</b> Flat seal, without connections, with screw cap. Pipe connections must be ordered separately.	2.75	DN 15	1 7761 01	20	
		3.2	DN 20	1 7761 02	20	


## CALIS-TS in 3-D design for thermostatic operation in one-pipe systems

Thermostatic head in horizontal orientation


	<b>CALIS-TS-3-D three-port valve</b> Valve left of radiator flat seal, no connections, with screw cap. Pipe connections must be ordered separately.	3.5	DN 15	1 7761 43	10	
		4.2	DN 20	1 7761 45	10	
	<b>CALIS-TS-3-D three-port valve</b> Valve right of radiator flat seal, without connections, with screw cap. Pipe connections must be ordered separately.	3.5	DN 15	1 7761 44	10	
		4.2	DN 20	1 7761 46	10	

## CALIS-TS-E in 3-D design for thermostatic operation in one-pipe systems with elevated flow rate


Thermostatic head in horizontal orientation

	<b>CALIS-TS-E-3-D three-port valve</b> Valve left of radiator flat seal, no connections, with screw cap. Pipe connections must be ordered separately.	4.42	DN 20	1 7745 02	5	
	<b>CALIS-TS-E-3-D three-port valve</b> Valve right of radiator flat seal, without connections, with screw cap. Pipe connections must be ordered separately.	4.42	DN 20	1 7746 02	5	

## CALIS-T-piece



	<b>CALIS flow T-piece</b> Flat seal, without connections. Pipe connections must be ordered separately.		DN 20	1 1001 02	10	
---	--	--	-------	-----------	----	--

## Room temperature control set for radiator and floor heating connection



Model	Dim.	Order number	Sale Unit	€	
	<b>HERZ room temperature control set for radiator and floor connection, chrome</b> Combined for flush installation. Set consists of flush box with cover plate, chrome, RL-1 shutoff valve, one return temperature limiter, TS-98-V thermostatic valve and double connection distributor. Compression adapters and cap 1 8525 02 for pressure test must be ordered separately.	G 3/4"	1 8100 27	1	
	<b>HERZ room temperature control set for radiator and floor connection, white</b> Combined for flush installation. Set consists of flush box with cover plate, white, RL-1 shutoff valve, one return temperature limiter, TS-98-V thermostatic valve and double connection distributor. Compression adapters and cap 1 8525 02 for pressure test must be ordered separately.	G 3/4"	1 8100 28	1	

**4**


## Spare part for HERZ room temperature control set

	<b>TS-98V Thermostatic valve with freely moving nut</b>		1 7637 25	1	
	<b>Cover plate</b> 230 x 230 mm, chrome-plated cover for 1 8100 27 spare part.		1 8100 53	1	
	<b>Cover plate</b> 230 x 230 mm, white cover for 1 8100 28 spare part.		1 8100 54	1	


## Intersection element

	<b>Intersection element in shape "X"</b> for pipe spacing 50 mm, for shutoff, filling and draining. Connection with cone G 3/4 with freely-rotating nut. Pipe connection with male thread G 3/4 with cone for compression adapter connection. Compression adapters must be ordered separately.	G 3/4"	1 3404 34	1	
	<b>Intersection element in shape "X"</b> Pipe spacing 50 mm, connection with cone G 3/4 with freely-rotating nut. Pipe connection with male thread G 3/4 with cone for compression adapter connection. Compression adapters must be ordered separately.	G 3/4"	1 3004 34	1	
	<b>Intersection element in shape "X"</b> for pipe spacing 40 mm, connection with cone G 3/4 with freely-rotating nut. Pipe connection G 3/4 with cone must be ordered separately.	G 3/4"	1 3004 44	1	
	<b>Intersection element in shape "X"</b> Pipe spacing 50 mm, connection with cone M 22 x 1.5 with freely-rotating nut. Pipe connection with male thread M 22 x 1.5 for compression adapter connection. Compression adapters must be ordered separately.	M 22 x 1.5	1 3004 22	1	



## Connection set "S" two-pipe

	<p><b>HERZ connecting element "S", complete,</b> consisting of presetable thermostatic valve, connection pipe and bypass body. Two-pipe operation, radiator connection G 1/2 with cone, pipe connection thread M 22 x 1.5. Compression adapters must be ordered separately.</p>		1 7650 00	1	
---	---	--	-----------	---	--



## Connection sets for convectors

Model	Order number	Sale Unit	€	
	<p><b>HERZ "Convector connection set"</b> for two-pipe operation, radiator connection G 1/2" with cone, pipe threaded connection G 3/4" with cone, pipe connections must be ordered separately.</p>	1 7688 21	1	


## VTA-40 four-port valve for thermostatic operation

Model	Dim.	Order number	Sale Unit	€
 <p><b>HERZ-VTA-40 four-port valve for two-pipe systems with pre-settable upper thermostatic insert</b> Radiator connection on lower side, flat seal, with immersion tube L = 200, Ø = 11 mm. Pipe spacing 40 mm. Adjustable partial flowrate restriction in thermostatic operation, radiator removable under pressure, replacement of the thermostatic upper part under pressure using HERZ Changefix. Pipe connections G 3/4" with cone must be ordered separately.</p>	15 200/11	1 7767 51	1	
	20 200/11	1 7767 52	1	
 <p><b>HERZ-VTA-40 four-port valve for one-pipe systems</b> Radiator connection on lower side, flat seal, with immersion tube L = 200, Ø = 11 mm. Pipe spacing 40 mm. Radiator removable under pressure, replacement of the thermostatic upper part under pressure using HERZ Changefix. Pipe connections G 3/4" with cone must be ordered separately.</p>	15 200/11	1 7767 41	1	
	20 200/11	1 7767 42	1	

## VTA-50 four-port valves for thermostatic operation, thermostat threaded connection M 30 x 1.5





 <p><b>HERZ-VTA-50 four-port valves for two-pipe systems with pre-adjustable upper thermostatic insert</b> Thread M 30 x 1.5 for "H" heads, radiator connection on lower side, flat seal, pipe spacing 50 mm. With immersion tube L = 200 mm, Ø = 11 mm, radiator removable under pressure, replacement of the thermostatic upper part under pressure using HERZ Changefix "H". Pipe connections G 3/4" with cone must be ordered separately.</p>	15 200/11	1 7767 27	1	
 <p><b>HERZ-VTA-50 four-port valves for one-pipe systems,</b> with thread M 30 x 1.5 for "H" heads, radiator connection on lower side, flat seal, pipe centre spacing 50 mm. With immersion tube L = 200 mm, Ø = 11 mm, adjustable partial flowrate restriction in thermostatic operation, radiator removable under pressure, replacement of the thermostatic upper part under pressure using HERZ Changefix "H". Pipe connections G 3/4" with cone must be ordered separately.</p>	15 200/11	1 7767 26	1	

## VUA-AHA four-port valve for thermostatic operation

 <p><b>HERZ-VUA-AHA four-port valve for one-pipe systems</b> Replacement for T&amp;A- AHA four-port valves Radiator connection on lower middle or on side from below. Pipe spacing 40 mm. Immersion tube integrated into valve Immersion tube length 55 mm Threaded connection on radiator G 3/4" flat seal Threaded connection for thermostatic head M 28 x 1.5. Pipe connections G 3/4" with cone must be ordered separately.</p>	3/4"	1 7783 40	1	
--	------	-----------	---	--

Additional immersion tube lengths upon request.





## VUA-40 four-port valves for thermostatic operation

Model	Dim.	Order number	Sale Unit	€	
	<b>HERZ-VUA-40 four-port valve</b> <b>Straight model for two-pipe systems with pre-settable upper thermostatic insert</b> Radiator connection on lower middle or on side from below, flat seal, with immersion tube L = 150 mm, Ø = 11 mm. Pipe centre spacing 40 mm. Radiator removable under pressure, replacement of the thermostatic upper part under pressure using HERZ Changefix. Pipe connections G 3/4" with cone must be ordered separately.	1/2" 150/11	1 7783 41	1	
	<b>HERZ-VUA-40 four-port valve</b> <b>Straight model for two-pipe systems with pre-settable upper thermostatic insert</b> Radiator connection on lower middle or on side from below, flat seal, with immersion tube L = 200 mm, Ø = 11 mm. Pipe centre spacing 40 mm. Radiator removable under pressure, replacement of the thermostatic upper part under pressure using HERZ Changefix. Pipe connections G 3/4" with cone must be ordered separately.	1/2" 200/11	1 7783 51	1	
	<b>HERZ-VUA-40 four-port valve</b> <b>Straight model for one-pipe systems</b> Radiator connection on lower middle or on side from below, flat seal, with immersion tube L = 150 mm, Ø = 11 mm. Pipe centre spacing 40 mm. Adjustable partial flowrate restriction in thermostatic operation, radiator removable under pressure, replacement of the thermostatic upper part under pressure using HERZ Changefix. Pipe connections G 3/4" with cone must be ordered separately.	1/2" 150/11	1 7786 41	1	
	<b>HERZ-VUA-40 four-port valve</b> <b>Straight model for one-pipe systems</b> Radiator connection on lower middle or on side from below, flat seal, with immersion tube L = 200 mm, Ø = 11 mm. Pipe centre spacing 40 mm. Adjustable partial flowrate restriction in thermostatic operation, radiator removable under pressure, replacement of the thermostatic upper part under pressure using HERZ Changefix. Pipe connections G 3/4" with cone must be ordered separately.	1/2" 200/11	1 7786 51	1	
	<b>HERZ-VUA-40 four-port valve</b> <b>Angle model for two-pipe systems with pre-settable upper thermostatic insert</b> Radiator connection on lower middle or on side from below, flat seal, with immersion tube L = 150 mm, Ø = 11 mm. Pipe centre spacing 40 mm. Radiator removable under pressure, replacement of the thermostatic upper part under pressure using HERZ Changefix. Pipe connections G 3/4" with cone must be ordered separately.	1/2" 150/11	1 7784 41	1	
	<b>HERZ-VUA-40 four-port valve</b> <b>Angle model for one-pipe systems</b> Radiator connection on lower middle or on side from below, flat seal, with immersion tube L = 150 mm, Ø = 11 mm. Pipe centre spacing 40 mm. Adjustable partial flowrate restriction in thermostatic operation, radiator removable under pressure, replacement of the thermostatic upper part under pressure using HERZ Changefix. Pipe connections G 3/4" with cone must be ordered separately.	1/2" 150/11	1 7784 42	1	




Additional immersion tube lengths upon request.

Note: Matching thermostatic heads in DE LUXE design (chrome): S 9200 41 (M 28 x 1.5), S 9200 48 (M 30 x 1.5) - please see page 18.

## VUA-50 four-port valves for thermostatic operation, thermostat connection M 30 x 1.5

Model	Dim.	Order number	Sale Unit	€
 <p><b>HERZ-VUA-50 four-port valves</b> <b>Straight model for two-pipe systems, *)</b> dimension 1/2, with thread M 30 x 1.5 for "H" heads, radiator connection lower middle or on side from below, flat seal, pipe centre spacing 50 mm. With immersion tube L = 200 mm, Ø = 11 mm, radiator removable under pressure, replacement of the thermostatic upper part under pressure using HERZ Changefix "H". Pipe connections must be ordered separately.</p>	15 200/11	1 7783 26	10	
 <p><b>HERZ-VUA-50 four-port valves</b> <b>Straight model for one-pipe systems,</b> dimension 1/2, with thread M 30 x 1.5 for "H" heads, radiator connection lower middle or on side from below, flat seal, pipe centre spacing 50 mm. With immersion tube L = 200 mm, Ø = 11 mm, adjustable partial flowrate restriction in thermostatic operation, radiator removable under pressure, replacement of the thermostatic upper part under pressure using HERZ Changefix "H". Pipe connections must be ordered separately.</p>	15 200/11	1 7786 26	10	
 <p><b>HERZ-VUA-50 four-port valves</b> <b>Angle model for two-pipe systems, *)</b> dimension 1/2, with thread M 30 x 1.5 for "H" heads, radiator connection lower middle or on side from below, flat seal, pipe centre spacing 50 mm. With immersion tube L = 150 mm, Ø = 11 mm, radiator removable under pressure, replacement of the thermostatic upper part under pressure using HERZ Changefix "H". Pipe connections must be ordered separately.</p>	15 150/11	1 7784 61	10	
 <p><b>HERZ-VUA-50 four-port valves</b> <b>Angle model for one-pipe systems,</b> dimension 1/2, with thread M 30 x 1.5 for "H" heads, radiator connection lower middle or on side from below, flat seal, pipe centre spacing 50 mm. With immersion tube L = 150 mm, Ø = 11 mm, adjustable partial flowrate restriction in thermostatic operation, radiator removable under pressure, replacement of the thermostatic upper part under pressure using HERZ Changefix "H". Pipe connections must be ordered separately.</p>	15 150/11	1 7784 62	10	







## Design cover DE LUXE for VUA four-port valves (matching VUA-40/50 four-port valves)

	<p><b>HERZ design cover, surface white (RAL 9010)</b> Plastic cover, matching VUA-50 four port valves – in combination with thermostatic heads MINI DE LUXE 1 9200 41/48.</p>	1 0110 21	10	
	<p><b>HERZ design cover, surface white (RAL 9010)</b> Plastic cover, matching VUA-40 four port valves – in combination with thermostatic heads MINI DE LUXE 1 9200 41/48.</p>	1 0112 21	10	
	<p><b>HERZ design cover, surface white (RAL 9016)</b> Plastic cover, matching VUA-50 four port valves – in combination with thermostatic heads MINI DE LUXE 1 9200 41/48.</p>	1 0110 22	10	
	<p><b>HERZ design cover, surface white (RAL 9016)</b> Plastic cover, matching VUA-40 four port valves – in combination with thermostatic heads MINI DE LUXE 1 9200 41/48.</p>	1 0112 22	10	
	<p><b>HERZ design cover, surface chrome</b> Plastic cover, matching VUA-50 four port valves – in combination with thermostatic heads MINI DE LUXE 1 9200 41/48.</p>	1 0110 41	10	
	<p><b>HERZ design cover, surface chrome</b> Plastic cover, matching VUA-40 four port valves – in combination with thermostatic heads MINI DE LUXE 1 9200 41/48.</p>	1 0112 41	10	



\*) With pre-settable upper thermostatic insert

Note: Matching thermostatic heads in DE LUXE design (chrome): S 9200 41 (M 28 x 1.5), S 9200 48 (M 30 x 1.5) - please see page 18.


## Sleeves, nipples, seal

Model	Dim.	Order number	Sale Unit	€
	Tapered sleeve for valve dimension DN15 / 1/2" for MT G3/4"	G 3/4"	1 3001 01	20
	Tapered sleeve for valve dimension DN20 / 3/4" for MT G1"	G 1"	1 3001 02	2
	<b>Connection nipple flat seal, set of 2</b> Direct radiator connection G 1/2, self-sealing with O-ring seal.	G 1/2" x G 3/4"	1 3002 12	1
	<b>Flat seal, set of 2</b> for HERZ-3000 version to 2001.	-	1 3002 10	10
	<b>Flat seal, set of 2</b> for HERZ-3000 version (18 mm) from 2004 to 2011.	-	1 3002 11	10
	<b>Connection nipple with cone, set of 2</b> Direct radiator connection G 1/2, self-sealing with O-ring seal, valve connection G 3/4 with cone.	G 1/2" x G 3/4"	1 3002 31	20
	<b>Connection nipple, flat seal, set of 2</b> Direct radiator connection G 1/2, self-sealing with O-ring seal, valve connection G 3/4.	G 1/2" x G 3/4"	1 3002 21	20
	<b>HERZ connection nipple, conical seal, set of 2</b> Direct radiator connection G 1/2, hexagon, self-sealing with O-ring seal; valve connection G 3/4 with cone.	G 1/2" x G 3/4"	1 3002 39	20

## Accessories


	<b>HERZ cover rosette of plastic,</b> can be shortened to length; white RAL 9010.		1 3030 50	1
	<b>HERZ drain valve</b> Brass version, with O-ring seal, with freely-rotating union nut connection G 3/4, hose connection with cap G 3/4, hose connection must be ordered separately.	G 3/4"	1 4120 01	20

## Double rosettes

	<b>Double rosette</b> Pipe centre spacing 50 mm, for pipe outer diameter 14–20 mm.		1 3003 50	20
	<b>Double rosette</b> Pipe centre spacing 40 mm, for pipe outer diameter 14–20 mm.		1 6822 40	10


## Plastic pipe connections G 3/4" for PE-RT, PE-X, PB and aluminum composite pipes

**G 3/4**

Model	Dim.	Order number	Sale Unit	€
 <p>Plastic pipe connections G 3/4 for PE-X, PB and aluminium composite pipes, consisting of spigot, olive and union nut G 3/4 with cone.</p>	10 x 1.3	1 6098 18	10	
	14 x 2	1 6098 02	10	
	15 x 2.5	1 6098 16	10	
	16 x 2	1 6098 03	10	
	16 x 2.25	1 6098 13	10	
	17 x 2	1 6098 04	10	
	17 x 2.5	1 6098 05	10	
	18 x 2	1 6098 07	10	
	18 x 2.5	1 6098 06	10	
	20 x 2	1 6098 08	10	
	20 x 2.25	1 6098 20	10	
	20 x 2.5	1 6098 11	10	
	20 x 2.8	1 6098 09	10	
Not suitable for aluminium composite pipes	20 x 3.4	1 6098 19	10	



## Plastic pipe connections M 22 x 1.5 for PE-RT, PE-X, PB and aluminum composite pipes

**M 22 x 1.5**

 <p>Plastic pipe connections M 22 x 1.5 for PE-RT, PE-X, PB and aluminium composite pipes, consisting of spigot, olive and union nut M 22 x 1.5.</p>	14 x 2	1 6066 02	10	
	16 x 2	1 6066 03	10	
	17 x 2	1 6066 04	10	
	15 x 2,5	1 6066 07	10	


## Plastic pipe connections G 1/2" for PE-RT, PE-X, PB and aluminum composite pipes

**G 1/2**

 <p><b>HERZ compression adapter for plastic pipe connections,</b> consisting of spigot, olive and compression adapter G 1/2, suitable for HERZ valves of series "D", TS-7728, (M 30 x 1,5) DE LUXE and RL 5.</p>	16 x 2	1 6092 01	10	
 <p><b>Plastic pipe connection G 1/2 with double O-ring and isolating washer,</b> consisting of spigot, olive and union nut G 1/2 with cone.</p>	12 x 2	1 6092 11	10	
	16 x 2	1 6092 13	10	



## Plastic pipe connections G 1" for PE-RT, PE-X, PB and aluminum composite pipes

**G 1**

 <p><b>Plastic pipe connections G 1S for PE-X, PB and aluminium composite pipes,</b> consisting of spigot, olive and union nut G 1 with cone.</p>	16 x 2	1 6198 11	10	
	20 x 2	1 6198 12	10	
	25 x 3.5	1 6198 00	10	
	26 x 3	1 6198 01	10	

## Compression adapters G 3/4"


**G 3/4**

Model		Dim.	Order number	Sale Unit	€
 <p><b>Compression adapter metallic seal,</b> olive with integral O-ring, metallic seal to pipe, union nut G 3/4. Suitable for soft steel and copper pipes. Not suitable for chrome-plated metal pipes and stainless steel pipes.</p>		8	1 6274 18	10	
		10	1 6274 00	10	
		12	1 6274 01	10	
		14	1 6274 02	10	
		15	1 6274 03	10	
		16	1 6274 04	10	
 <p><b>Compression adapter with soft seal, olive,</b> solid rubber seal (EPDM) to pipe, union nut G 3/4. Only suitable for copper pipes. Not suitable for chrome-plated metal pipes, soft steel pipes or stainless steel pipes.</p>		12	1 6276 12	10	
		14	1 6276 14	10	
		15	1 6276 15	10	
		16	1 6276 16	10	
		18	1 6276 18	10	

## Compression adapters M 22 x 1.5

for soft steel and copper pipes


**M 22 x 1.5**

 <p><b>Compression adapter, metallic seal</b> Olive, metallic seal to pipe, union nut M 22 x 1.5. Not suitable for chrome-plated metal pipes and stainless steel pipes.</p>		10	1 6284 00	10	
		12	1 6284 01	10	
		14	1 6284 03	10	
		15	1 6284 04	10	
		16	1 6284 05	10	

## Compression adapters M 28 x 1.5



for carbon steel and copper pipes

**M 28 x 1.5**

 <p><b>Compression adapter, metallic seal</b> Olive, metallic seal to pipe, union nut M 28 x 1.5. Not suitable for chrome-plated copper pipes and soft steel pipes.</p>		22	1 6272 31	10	
--	--	----	-----------	----	--

## Compression adapters


for soft steel and copper pipes

 <p><b>Compression adapter, metallic seal</b> Olive, metallic seal to pipe, union nut.</p>		3/8" x 12	1 6292 00	10	
		1/2" x 15	1 6292 01	10	
		3/4" x 18	1 6292 02	10	
 <p><b>Compression adapter, metallic seal,</b> olive with metallic seal to pipe, union nut G 1/2. Not suitable for chrome or stainless steel pipes.</p>		15 x 1 - G 1/2"	1 6294 01	10	



## Compression adapters G 1"

for soft steel and copper pipes

**G 1**

 <p><b>Compression adapter, metallic seal</b> Olive, metallic seal to pipe, union nut G 1 with cone.</p>		22	1 6273 01	10	
---	--	----	-----------	----	--

## Connection elbow set for two-pipe systems

Model	Dim.	Order number	Sale Unit	€
 <p><b>HERZ valve connection elbow set</b> For connecting a HERZ connection set and integrated radiator valve. Valves can be shut off and drained. Copper pipe 15 x 1 nickel-plated, soldered on. Compression adapter M 22 x 1.5 for pipe connection and compression adapter for radiator connection to be ordered separately. 2x leg lengths 150 x 150 mm.</p>	150 x 150 mm	1 6332 00	1	
 <p><b>Connection pipe elbow set</b> 15 x 1; 150 x 100 mm.</p>	15 x 1 150 x 100 mm	1 6333 00	1	






**4**

## Radiator connection, nickel-plated, 300 mm / 1100 mm


	16 x 2 - 15 mm / 300 mm	P 7216 91	50	
	20 x 2 - 15 mm / 300 mm	P 7220 91	40	
	16 x 2 - 15 mm / 1100 mm	P 7216 92	2	
	20 x 2 - 15 mm / 1100 mm	P 7220 92	2	
	16 x 2 - 15 mm / 300 mm	P 7116 91	60	
	20 x 2 - 15 mm / 300 mm	P 7120 91	60	
	16 x 2 - 15 mm / 1100 mm	P 7116 92	2	
	20 x 2 - 15 mm / 1100 mm	P 7120 92	2	

The matching press fitting system (HERZ Pipefix) can be found starting on page 176 ff.

## Screw connections, flat seal Iron pipe connection

Model	R	Dim. Union nut	Order number	Sale Unit	€
 <p><b>Iron pipe connection flat seal</b> with nut and seal, Rc for 4037, 7762, 7763, 7760.</p>	3/8"	G 5/8"	1 6220 00	20	
	3/8"	G 1/2"	1 6220 20	20	
	1/2"	G 3/4"	1 6220 21	20	
	3/4"	G 1"	1 6220 12	20	
	1 1/4"	G 1 1/2"	1 6220 64	10	
	1 1/4"	G 2"	1 6220 74	10	
	1 1/2"	G 2 1/4"	1 6220 75	6	
	2"	G 2 3/4"	1 6220 76	6	
 <p><b>Screw connections, flat seal</b> with freely rotating nut and gasket, for 2682</p>	1/2	G 3/4	1 6221 11	25	
	3/4	G 1	1 6221 12	25	
	1	G 1 1/4	1 6221 13	16	
	1 1/4	G 1 1/2	1 6221 14	16	
	1 1/2	G 1 3/4	1 6221 15	8	
	2	G 2 3/8	1 6221 16	4	
 <p><b>Iron pipe connection flat seal</b> with nut and seal, for 4406</p>	1 1/4	G 1 3/4	1 6220 94	4	
	1 1/2	G 2	1 6220 95	4	
	2	G 2 1/2	1 6220 96	4	
 <p><b>Iron pipe connection flat seal</b> Nut, connector element and seal 4004, 4315, 4325, 4415, 4417, 4207, 7761, 7217, 4216, 7766.</p>	1/2 x 38 mm	G 3/4"	1 6220 11	20	
	3/4 x 44 mm	G 1 3/8"	1 6220 22	20	
	1"	G 1 1/4"	1 6220 63	10	
	1 1/2"	G 1 3/4"	1 6220 65	6	
	2"	G 2 "	1 6220 66	6	
 <p><b>Iron pipe connection, flat seal reduced</b> 1 x 1/2 Nut and connection piece.</p>	1/2"	G 1"	1 6221 02	20	


## Welding connection

 <p><b>Welding connection flat seal</b> Nut, welding nipple and seal 4004, 4315, 4325, 4415, 4417, 4207, 7761, 7217, 4216, 7766.</p>	21.3 mm	G 3/4"	1 6240 01	20	
	26.8 mm	G 1"	1 6240 02	20	
	33.7 mm	G 1 1/4"	1 6240 63	10	
	41.0 mm	G 1 1/2"	1 6240 64	10	
	47.5 mm	G 1 3/4"	1 6240 65	6	
	60.3 mm	G 2 3/8"	1 6240 66	6	



## Screw connections, flat seal

 <p><b>Adapter</b> for iron pipe connection.</p>	AG 3/4"	G 3/4" x M 22 x 1.5	1 6244 01	20	
---	---------	------------------------	-----------	----	--


## Solder connection

Model	R	Dim. Union nut	Order number	Sale Unit	€
 <p><b>Solder connection flat seal</b> with brass union nut and seal</p>	12 mm	G 1/2"	1 6236 00	20	
	12 mm	G 3/4"	1 6236 01	20	
	15 mm	G 3/4"	1 6236 11	20	
	15 mm	G 1"	1 6236 02	20	
	18 mm	G 3/4"	1 6236 21	20	
	18 mm	G 1"	1 6236 12	20	
	22 mm	G 1"	1 6236 22	20	
	28 mm	G 1 1/4"	1 6236 63	10	
	35 mm	G 2"	1 6236 74	10	
	35 mm	G 1 1/2"	1 6236 64	10	
	42 mm	G 2 1/4"	1 6236 75	6	
	42 mm	G 1 3/4"	1 6236 65	6	
	54 mm	G 2 3/4"	1 6236 76	6	
54 mm	G 2 3/8"	1 6236 66	6		


## Threaded radiator connection

Model	Dim.	Order number	Sale Unit	€
 <p><b>HERZ threaded radiator connection</b> <b>Straight model</b> Radiator connection with cone. Universal models with special socket for threaded pipe and compression adapter connection.</p>	3/8"	1 4144 00	25	
	1/2"	1 4144 01	25	
	3/4"	1 4144 02	25	
	1"	1 4144 03	1	
	1 1/4"	1 4144 04	1	
 <p><b>HERZ threaded radiator connection</b> <b>Angle model</b> Radiator connection with cone. Universal models with special socket for threaded pipe and compression adapter connection.</p>	3/8"	1 4145 00	25	
	1/2"	1 4145 01	25	
	3/4"	1 4145 02	25	
	1"	1 4145 03	1	
	1 1/4"	1 4145 04	1	

## Pipe connection

Model	Dim.	Order number	Sale Unit	€
 <p><b>Pipe connection with air vent</b> For installation in heating and cooling systems. With G 3/4 Euro-cone connection on both sides. Material: brass With integrated air vent. Total length: 52 mm Max. operating pressure: 10 bar Max. operating temperature: 120 °C</p>	3/4"	1 6270 02	1	



## Reduction socket

 <p><b>Reduction socket</b> for connecting pipe/valve, brass version. Female thread (pipe) x male thread (valve).</p>	G 1 x G 1/2	1 6219 03	1	
	G 1 1/4 x G 1/2	1 6219 04	1	
	G 1 x G 3/4	1 6219 05	1	
	G 1 1/4 x G 3/4	1 6219 14	1	

## Screw connections with cone







Model	Union nut Dim.	Dim.	Order number	Sale Unit	€
 <p><b>Iron pipe connection</b> with cone, connection cone 90° Nut and connection piece.</p>	G 5/4"	R 1"	1 6209 03	20	
	G 1 3/4"	R 1 1/4"	1 6209 04	20	
	G 5/8"	R 3/8"	1 6210 00	20	
	G 3/4"	R 1/2"	1 6210 21	20	
	G 3/4"	R 1/2" x 26	1 6210 26	20	
	G 3/4"	R 1/2" x 35	1 6210 11	20	
 <p><b>Iron pipe connection</b> with cone. Nut and connection piece.</p>	G 1"	R 3/4"	1 6210 02	20	
	<p><b>Radiator connection</b> Conical seal nut and connection piece without cover sleeve DE LUXE.</p>				
	G 5/8"	R 1/2"	1 6210 44	20	
	<p><b>Radiator connection</b> with freely-rotating union nut G 3/4 and O-ring seal.</p>				
	G 3/4"	R 1/2"	1 6252 11	20	
<p><b>Radiator connection</b> with PTFE ring, iron pipe connection with freely-rotating union nut, radiator connection G 1/2 self-sealing.</p>					
M 22	R 1/2"	1 6252 01	20		
<p><b>Brass radiator connection</b> for valves 3/4 on radiator socket 1/2, nickel-plated, nut and connection element with conical seal.</p>					
G 1"	R 1/2"	1 6210 12	20		
<p><b>Radiator connection</b> for valves 1/2 on radiator socket 3/8, with cone, nut and connection piece.</p>					
G 3/4"	R 3/8"	1 6211 00	20		
<p><b>Radiator connection</b> for valves 3/8 on radiator socket 1/2, with cone, nut and connection element.</p>					
G 5/8"	R 1/2"	1 6213 01	20		
 <p><b>Solder connection</b> Conical sealing nut of nickel-plated brass, brass soldering nipple of brass.</p>	G 5/8"	12 mm	1 6235 10	20	
	G 1"	18 mm	1 6235 12	20	
	G 3/4"	12 mm	1 6235 21	20	
	G 3/4"	15 mm	1 6235 31	20	
	G 3/4"	18 mm	1 6235 41	20	
 <p><b>Long threaded bush</b> Without nut, with cone. Can be shortened to even out installation dimension differences.</p>	G 3/8" x 40 mm		1 6218 00	20	
	G 1/2" x 76 mm		1 6218 01	20	
	G 3/4" x 70 mm		1 6218 02	20	
 <p><b>Threaded bush</b> Without nut, with cone.</p>	R 1/2" x 39 mm		1 6218 11	20	
	R 1/2" x 42 mm		1 6218 21	20	
	R 1/2" x 48 mm		1 6218 31	20	
	R 1/2" x 36 mm		1 6218 41	20	
	R 1/2" x 76 mm		1 6218 51	20	
 <p><b>90° iron pipe connection elbow</b> of brass, nickel-plated, conical seal, without nut.</p>	R 3/8"		1 6249 00	20	
	R 1/2"		1 6249 01	20	
	R 3/4"		1 6249 02	20	

## Compensation adapter


Model	Dim.	Order number	Sale Unit	€
 <p><b>HERZ compensation adapter 1/2"</b> For compensation of different radiator hub distances 2-part, can be shortened to length, centre spacing 35–70 mm.</p>	1/2"	1 3010 11	20	
 <p><b>HERZ length spacing adapter 1/2"</b> for spacing adapter 1 3010 11. For compensation of different lengths during adapter installation. Thread length 65 mm, can be shortened to 35–65 mm.</p>	1/2"	1 3011 11	20	

**4**





## Screw connections

	<p><b>90° connection elbow</b> of brass, nickel-plated pipe connection with male thread M 22 x 1.5 with freely-rotating nut, conical seal.</p>	M 22 x 1.5	1 6248 16	1	
	<p><b>90° connection elbow</b> of brass, nickel-plated pipe connection with male thread G 3/4" with freely-rotating nut, conical seal.</p>	G 3/4"	1 6248 01	1	
	<p><b>Screw connection</b> Short version, conical seal with freely-rotating union nut G 3/4", length 30 mm.</p>	G 3/4"	1 3011 02	20	
	<p><b>Screw connection</b> Short version, conical seal with freely-rotating union nut G 3/4", length 28 mm.</p>	G 3/4" x M 22	1 6223 22	20	
	<p><b>Screw connection</b> Long version, conical seal with freely-rotating union nut G 3/4", length 38 mm.</p>	G 3/4"	1 3011 03	1	
	<p><b>Spacing adapter,</b> Set of 2, for compensation of different pipe connections, radius 15 mm, valve connection G 3/4" with cone, freely-rotating union nut, pipe connection G 3/4" male thread.</p>	G 3/4"	1 3004 15	1 set	
	<p><b>Threaded pipe connection</b> with freely-rotating union nut.</p>	G 3/4" x 1/2" female thread	1 6223 01	1	
	<p><b>Connection nipples</b> with freely-rotating union nut.</p>	G 1" x 1" female thread	1 6220 73	1	
	<p><b>Self-sealing screw connection,</b> flat seal, male thread G 1/2" with freely-rotating union nut G 3/4".</p>	G 1/2"	1 6220 70	1	
	<p><b>Screw connection, set of 2</b> Conical seal G 3/4" to flat seal G 3/4".</p>	G 3/4"	1 6220 71	20	










## Screw connections Reduction

Model	Dimension	Order number	Sale Unit	€
	R 1/2" x R 3/8" of nickel-plated brass, with O-ring, temperature range from -10°C to +110°C (water from 0°C to 110°C, no steam).	1 2333 01	10	


## Blind plugs, caps

Model	Dimension	Order number	Sale Unit	€
	3/8"	1 8445 30	10	
	1/2"	1 8445 31	10	
	3/4"	1 8445 32	10	
	1"	1 8445 33	10	
	G 1/2"	1 8525 11	10	
	G 3/4"	1 8525 12	10	
	G 1"	1 8525 13	10	
	M 22 x 1.5	1 1056 66	20	
	Sealing cap nickel-plated 3/4" with connection nipple for chain.	1 8525 52	10	
	Sealing cap yellow 3/4" with connection nipple for chain.	1 8525 02	10	






## Keys and tools

Model		Order number	Sale Unit	€
	<b>Pre-setting key</b> with blue shaft for HERZ-AS standard models.	1 6600 00	1	
	<b>Pre-setting key</b> with yellow shaft for HERZ-DR-T-90 universal models.	1 6800 00	1	
	<b>Hexagon socket spanner SW 4</b> for HERZ-3000.	1 6615 00	1	
	<b>Hexagon socket spanner SW 1.5</b> for HERZ-GP, locking screw pre-setting.	1 6618 00	1	
	<b>Multipurpose key</b> for HERZ-3000, HERZ return valves, HERZ radiator connection sets and four-port valves.	1 6625 00	1	
	<b>Setting key</b> for HERZ-4 WA-T35, straight model.	1 6625 41	1	
	<b>Indicator, setting and checking key</b> for HERZ-3000 radiator flow valves.	1 6630 01	1	
	<b>Isolating key</b> for HERZ-3000.	1 6630 02	1	
	<b>Pre-setting key</b> for HERZ-RL-5.	1 6639 01	1	
	<b>Assembly key</b> for connections 3/8–3/4 with hexagon socket or assembly ribs.	1 6680 00	1	
	<b>Pre-setting key</b> for HERZ-TS-98-V and HERZ-3000 bypass body and connection parts with integrated thermostatic valve.	1 6819 98	1	


## Accessories

Model		Dim.	Order number	Sale Unit	€
	<b>Hose connection adapter for HERZ-RL-5 and HERZ-3000</b> for filling and draining the radiator via the return valve. Hose connection 1 6206 01 must be ordered separately.	1/2"	1 0256 01	1	


## TS upper part

Model	Dim.	Order number	Sale Unit	€
 <p><b>Upper thermostatic insert</b> for HERZ-TS-90, HERZ-3000 and HERZ-DR-T-90 valves (3/8–3/4) as of year of manufacture 1991, 1 <b>6390</b> 92 also for HERZ-VTA-40, VUA-40 one-pipe as of year of manufacture 1992. Replacement under pressure with HERZ Changefix.</p>	3/8"	1 <b>6390</b> 90	1	
	1/2"	1 <b>6390</b> 91	1	
	3/4"	1 <b>6390</b> 92	1	
	1"	1 <b>6390</b> 93	1	
 <p><b>Upper thermostatic insert</b> for HERZ-TS-90-H upper part for 30 x 1.5. 1 <b>6398</b> 92 also for HERZ-VTA-50, VUA-50 one-pipe. Replacement under pressure using HERZ Changefix "H".</p>	1/2"	1 <b>6398</b> 91	1	
	3/4"	1 <b>6398</b> 92	1	
 <p><b>Upper thermostatic insert with pre-setting</b> for HERZ-TS-98-V (cap orange). VTA-40, VUA-40 two-pipe. HERZ-3000 connection parts with integrated thermostatic valve. Replacement under pressure with HERZ Changefix.</p>	3/8"–3/4"	1 <b>6367</b> 98	1	
 <p><b>Upper thermostatic insert with pre-setting</b> for HERZ-TS-98-VH upper part for M 30 x 1.5. 1 <b>6398</b> 98 also for HERZ-VTA-50, VUA-50 two-pipe. Replacement under pressure using HERZ Changefix "H".</p>		1 <b>6398</b> 98	1	
 <p><b>Thermostatic upper part</b> for HERZ thermostatic valves for years of manufacture 1978–1989 and converting from HERZ-AS and GP-T manual regulation valves for years of manufacture 1978–1992. Replacement part for VUA, VTA for years of manufacture 1980–1992.</p>	3/8"–1/2"	1 <b>6376</b> 00	1	
	3/4"	1 <b>6376</b> 02	1	

## AGA / Stelrad, years of manufacture 1980-1991





 <p><b>Upper thermostatic insert TS-90-V</b> Pre-settable, for retrofitting of AGA/Stelrad C32/2 compact valve connection sets 1980–1991.</p>		1 <b>6367</b> 32	20	
--	--	------------------	----	--

## Upper part


 <p><b>Upper thermostatic insert</b> Replacement under pressure with HERZ Changefix, for CALIS-TS</p>	1/2"–3/4"	1 <b>6329</b> 01	1	
	for CALIS-TS-3-D	1/2"–3/4"	1 <b>6329</b> 11	1
	for CALIS-TS-E-3-D (not replaceable under pressure)	3/4"	1 <b>6329</b> 22	1

The HERZ-TS-90 upper thermostatic inserts 1 **6365** 69–1 **6365** 99, 1 **6367** 97, 1 **6367** 98 and 1 **6390** 90–1 **6390** 92, are interchangeable with respect to dimension. Replacement under pressure possible with HERZ Changefix 1 **7780** 00.


## O-ring sets

Model	Order number	Sale Unit	€
 <p><b>O-ring box, red</b> Each with 20 O-rings and Klingerit seals and cleaning tool for HERZ-AS.</p>	1 6710 00	1	
 <p><b>O-ring box, yellow</b> 20 O-rings and Klingerit seals and cleaning tool for HERZ-AS-T. DN 10 to DN 20.</p>	1 6810 00	1	
 <p><b>Compression gland-set</b> 20 screw-in-upper-parts with O-ring for HERZ AS-T-90 radiator control valves.</p>	1 6810 90	1	
 <p><b>Compression gland-set</b> 20 O-ring clips for screwing in HERZ TS-90 thermostatic valves.</p>	1 6890 00	1	





## GP spindle seal set

	<p><b>Spindle seal set</b> for repair of the spindle seal of HERZ-GP radiator regulating valves without pre-setting. Current GP.</p>	1 6701 00	20	
	<p><b>Spindle seal set</b> for HERZ-GP radiator control valves with pre-setting. Current GP.</p>	1 6702 00	20	

## Compression gland-set for GP-T and STRÖMAX-M, R






 <p><b>O-ring set, yellow</b> 20 O-ring chambers, for STRÖMAX-M and STRÖMAX-R.</p>	1 6705 00	1	
---	-----------	---	--

## Upper part

Model	Dim.	Order number	Sale Unit	€
 <p><b>Upper part</b> for HERZ-RL-1-E, shutoff valves <b>8437, 8438, 8537</b> and <b>8538</b>.</p>	1/2"-1"	1 6301 00	20	
 <p><b>Upper part</b> for HERZ-3000 bypass body and connection parts with draining and for HERZ-RL-4 single shutoff valves.</p>	3/8"-3/4"	1 6302 00	20	
 <p><b>Upper part</b> for HERZ-RL-5.</p>	3/8"-3/4"	1 6304 00	20	
 <p><b>Upper part</b> for HERZ-DR-T-90 universal models.</p> <p>for HERZ-AS standard models</p>	3/8"	1 6310 90	20	
	1/2"	1 6310 91	20	
	3/4"	1 6310 92	20	
	1"	1 6310 03	20	

**4**

## Hand wheels

 <p><b>Hand wheel</b> for HERZ-GP radiator control valves incl. fastening screw.</p>	3/8"-3/4"	1 6501 10	20	
 <p><b>Stop cap</b> for HERZ-GP radiator control valves.</p>	3/8"-3/4"	1 6503 10	20	
 <p><b>Hand wheel, colour white</b> for HERZ-DR-T-90 radiator control valves incl. screw plates.</p>	3/8"-3/4"	1 6510 90	20	
 <p><b>Hand wheel, colour grey</b> for HERZ-AS radiator control valves incl. insert plates and screw.</p>	1"-1 1/4"	1 6510 03	20	
 <p><b>Stop cap</b> for HERZ-DR-T-90 radiator control valves incl. fastening screw.</p>	3/8"-3/4"	1 6512 90	20	








## Commissioning valve with integral orifice, inclined body

Model		kvs	DN	Order number	Sale Unit	€
 <p><b>4017 M</b></p>	<b>HERZ commissioning valve with integral orifice</b> Inclined body, non-rising spindle – socket x socket, of dezincification-resistant brass, pre-setting via stroke limitation, digital display of the pre-setting level in the hand wheel window – for regulation of flow rate via differential pressure measurement, compression adapters for the connection of calibrated soft steel, copper or plastic pipes are available (DN 15 and DN 20), spindle sealing with triple O-ring – 2 test points for differential pressure measurement on the orifice. Test points in extended design available as accessories. Max. operating temperature to DN 32 130°C from DN 40 110°C Max. operating pressure 20 bar.	0.46	15 LF	1 4017 11	10	
		0.88	15 MF	1 4017 21	10	
		2.00	15	1 4017 01	10	
		3.60	20	1 4017 02	10	
		6.50	25	1 4017 03	10	
		13.30	32	1 4017 04	5	
		18.50	40	1 4017 05	5	
33.00	50	1 4017 06	5			
 <p><b>4017 ML</b></p>	<b>HERZ commissioning valve with integral orifice and capillary connection</b> Inclined body, non-rising spindle – socket x socket, of dezincification-resistant brass, pre-setting via stroke limitation, digital display of the pre-setting level in the hand wheel window – for regulation of flow rate via differential pressure measurement, compression adapters for the connection of calibrated soft steel, copper or plastic pipes are available (DN 15 and DN 20), spindle sealing with triple O-ring – 2 test points for differential pressure measurement on the orifice. Test points in extended design available as accessories. Max. operating temperature to DN 32 130°C from DN 40 110°C Max. operating pressure 20 bar.	0.46	15 LF	1 4017 30	10	
		0.88	15 MF	1 4017 39	10	
		2.00	15	1 4017 31	10	
		3.60	20	1 4017 32	10	
		6.50	25	1 4017 33	10	
		13.30	32	1 4017 34	5	
		18.50	40	1 4017 35	5	
33.00	50	1 4017 36	5			
 <p><b>4017 R</b></p>	<b>HERZ commissioning valve</b> Inclined body, non-rising spindle – socket x socket, of dezincification-resistant brass, pre-setting via stroke limitation, digital display of the pre-setting level in the hand wheel window – for regulation of flow rate, compression adapters for the connection of calibrated soft steel, copper or plastic pipes are available (DN 15 and DN 20), spindle sealing with triple O-ring. Max. operating temperature to DN 32 130°C from DN 40 110°C Max. operating pressure 20 bar.	2.00	15	1 4017 61	10	
		3.60	20	1 4017 62	10	
		6.50	25	1 4017 63	10	
		13.30	32	1 4017 64	10	
		18.50	40	1 4017 65	5	
		33.00	50	1 4017 66	5	




## Regulating valves



Model	kvs	DN	Order number	Sale Unit	€
 <p><b>Regulating valve, straight body with test points G (male thread)</b> Body of dezincification-resistant brass for hydraulic compensation in chilled ceiling systems and fan coils. 2 test points (0284), pre-setting via stroke limitation, pipe connection on both sides with male thread.</p>	3.4	15	1 4216 21	10	
	3.4	20	1 4216 22	10	
 <p><b>Regulating valve, straight body with test points, Rp (female thread)</b> Body of dezincification-resistant brass for hydraulic compensation in chilled ceiling systems and fan coils. 2 test points (0284), pre-setting via stroke limitation, pipe connection on both sides with threaded sockets.</p>	3.4	15	1 4216 31	10	
	3.4	20	1 4216 32	10	
 <p><b>Regulating valve for solar systems</b> STRÖMAX-4216 with solder connection. Max. operating temperature to 200°C Solder connection for DN 15, 15 mm Solder connection for DN 20, 22 mm</p>	3.4	15	1 4216 11	10	
	3.4	20	1 4216 12	10	

**5**



## Commissioning valve for differential pressure measurement

Model	kvs	DN	Order number	Sale Unit	€
 <p><b>STRÖMAX-GN, commissioning valve for differential pressure measurement with straight body, with test points, with equal percentage characteristic graph</b> Brass version, body of dezincification-resistant brass (DR), socket x socket, rising spindle, spindle sealing via double O-ring, 2 test points situated either side of the hand wheel, equal percentage characteristic graph, pre-setting via stroke limitation, display of the pre-setting on the hand wheel shaft, Max. operating temperature: to DN 32 130°C from DN 40 110°C Max. operating pressure: 25 bar Pre-setting marker 1 6517 05 must be ordered separately.</p>	1,04	15LF	1 4217 70	1	
	1,76	15	1 4217 71	1	
	2,38	20	1 4217 72	1	
	5,24	25	1 4217 73	1	
	8,56	32	1 4217 74	1	
	11,53	40	1 4217 75	1	
	17,16	50	1 4217 76	1	





## Differential pressure controllers

Model		l/h	DN	Dim.	Order number	Sale Unit	€
 <p><b>4002-FIX-TS</b></p>	<b>HERZ differential pressure controller 4002 FIX TS</b> Differential pressure 23 kPa permanently set, compact shape, body of dezincification-resistant brass, with male thread connection DN 15 and DN 20 with cone, DN 25 to DN 50 flat sealing, threaded connection for drives M 28 x 1.5, screw connections and compression adapters must be ordered separately. Incl. capillary 1000 mm.	50-900	15	G 3/4"	1 4002 81	1	
		100-1200	20	G 1"	1 4002 82	1	
		150-1800	25	G 5/4"	1 4002 83	1	
		200-4000	32	G 1½"	1 4002 84	1	
		400-6500	40	G 1¾"	1 4002 85	1	
		400-7000	50	G 2 ¾"	1 4002 86	1	
	<b>HERZ differential pressure controller 4002 FIX TS</b> Differential pressure 50 kPa permanently set, compact shape, body of dezincification-resistant brass, with male thread connection DN 15 and DN 20 with cone, DN 25 and DN 50 flat sealing. Threaded connection for drives M 28 x 1.5; 4 mm stroke. Drives, screw connections and compression adapters must be ordered separately. Incl. capillary 1000 mm.	50-900	15	G 3/4"	1 4002 91	1	
		100-1200	20	G 1"	1 4002 92	1	
		150-1800	25	G 5/4"	1 4002 93	1	
		200-4000	32	G 1½"	1 4002 94	1	
		400-6500	40	G 1¾"	1 4002 95	1	
		400-7000	50	G 2 ¾"	1 4002 96	1	
 <p><b>4002-FIX</b></p>	<b>HERZ differential pressure controller 4002 FIX</b> Differential pressure 23 kPa permanently set, compact shape, body of dezincification-resistant brass, with male thread connection DN 15 and DN 20 with cone, DN 25 to DN 50 flat sealing. Screw connections and compression adapters must be ordered separately. Incl. capillary 1000 mm.	50-900	15	G 3/4"	1 4002 21	1	
		100-1200	20	G 1"	1 4002 22	1	
		150-1800	25	G 5/4"	1 4002 23	1	
		200-4000	32	G 1½"	1 4002 24	1	
		400-6500	40	G 1¾"	1 4002 25	1	
		400-7000	50	G 2 ¾"	1 4002 26	1	




## Differential pressure controller FIX


Model		max l/h	DN	Dim.	Order number	Sale Unit	€
 <p><b>4012-FIX</b></p>	<b>HERZ differential pressure controller 4012 FIX</b> Differential pressure 15 kPa permanently set, compact shape, body of dezincification-resistant brass, male thread connection with flat sealing. Screw connections and compression adapters must be ordered separately. Incl. capillary 1000 mm.	1400	15	G 3/4	1 4012 50	1	
		2000	20	G 1	1 4012 59	1	
	<b>HERZ differential pressure controller 4012 FIX</b> Differential pressure 20 kPa permanently set, compact shape, body of dezincification-resistant brass, male thread connection with flat sealing. Screw connections and compression adapters must be ordered separately. Incl. capillary 1000 mm.	1500	15	G 3/4	1 4012 51	1	
		2200	20	G 1	1 4012 52	1	
 <p><b>4212-FIX</b></p>	<b>HERZ differential pressure controller 4212 FIX</b> Differential pressure 15 kPa permanently set, compact shape, body of dezincification-resistant brass, female thread. Screw connections and compression adapters must be ordered separately. Incl. capillary 1000 mm.	1400	15	Rp 1/2	1 4212 50	1	
		2000	20	Rp 3/4	1 4212 59	1	
	<b>HERZ differential pressure controller 4212 FIX</b> Differential pressure 15 kPa permanently set, compact shape, body of dezincification-resistant brass, female thread. Screw connections and compression adapters must be ordered separately. Incl. capillary 1000 mm.	1500	15	Rp 1/2	1 4212 51	1	
		2200	20	Rp 3/4	1 4212 52	1	

## Differential pressure controllers



Model		l/h	DN	Dim.	Order number	Sale Unit	€
	<b>HERZ differential pressure controller 4007 with threaded socket</b> Proportional regulator with straight body, without auxiliary power, for two-pipe systems with radiator thermostatic valves. Differential pressure 5–30 kPa continuously adjustable. Dezincification-resistant brass, threaded socket on both sides, incl. capillary 1000 mm.	50-1200	15	1/2"	1 4007 01	1	
		50-1200	20	3/4"	1 4007 02	1	
		200-4000	25	1"	1 4007 03	1	
		250-4250	32	1 1/4"	1 4007 04	1	
		200-5750	40	1 1/2"	1 4007 05	1	
		750-9000	50	2"	1 4007 06	1	
		750-10000	65	2 1/2"	1 4007 07	1	
		750-12000	80	3"	1 4007 08	1	
 4007	<b>HERZ differential pressure controller 4007 FIX WE with threaded socket</b> Proportional regulator with straight body, without auxiliary power, for two-pipe systems with radiator thermostatic valves. Differential pressure 23 kPa permanently set. Dezincification-resistant brass, threaded socket on both sides, inc. capillary 1000 mm. DN 15–50 approval "Class A" Wien Energie.	100-600	15	1/2"	1 4007 51	1	
		150-780	20	3/4"	1 4007 52	1	
		200-1500	25	1"	1 4007 53	1	
		300-2500	32	1 1/4"	1 4007 54	1	
		400-4700	40	1 1/2"	1 4007 55	1	
		600-6100	50	2"	1 4007 56	1	
		750-10000	65	2 1/2"	1 4007 57	1	
		750-12000	80	3"	1 4007 58	1	
 4002	<b>HERZ differential pressure controller - 30 kPa</b> Differential pressure regulation range 5–30 kPa, compact shape, body of dezincification-resistant brass, with male thread connection DN 15 and DN 20 with cone, DN 25 to DN 50 flat sealing. Screw connections and compression adapters must be ordered separately. Incl. capillary 1000 mm.	50-1300	15	G 3/4"	1 4002 41	1	
		100-1600	20	G 1"	1 4002 42	1	
		150-2000	25	G 5/4"	1 4002 43	1	
		200-5000	32	G 1 1/2"	1 4002 44	1	
		400-8000	40	G 1 3/4"	1 4002 45	1	
		400-9000	50	G 2 3/8"	1 4002 46	1	
	<b>HERZ differential pressure controller - 60 kPa</b> Differential pressure regulation range 25–60 kPa, compact shape, body of dezincification-resistant brass, with male thread connection DN 15 and DN 20 with cone, DN 25 to DN 50 flat sealing. Screw connections and compression adapters must be ordered separately. Incl. capillary 1000 mm.	50-1300	15	G 3/4"	1 4002 61	1	
		100-1600	20	G 1"	1 4002 62	1	
		150-2200	25	G 5/4"	1 4002 63	1	
		200-7500	32	G 1 1/2"	1 4002 64	1	
		500-9000	40	G 1 3/4"	1 4002 65	1	
		500-10000	50	G 2 3/8"	1 4002 66	1	
	<b>HERZ differential pressure controller - 150 kPa</b> Differential pressure regulation range 50–150 kPa, compact shape, body of dezincification-resistant brass, with male thread connection flat sealing. Screw connections must be ordered separately. Incl. capillary 1000 mm.	50-1500	15	G 3/4"	1 4002 31	1	
		100-1900	20	G 1"	1 4002 32	1	
		150-4000	25	G 5/4"	1 4002 33	1	
		200-5200	32	G 1 1/2"	1 4002 34	1	
		500-8000	40	G 1 3/4"	1 4002 35	1	
		500-9000	50	G 2 3/8"	1 4002 36	1	

## Differential pressure controllers



Model		l/h	DN	Order number	Sale Unit	€
 <p><b>4202</b></p>	<b>HERZ differential pressure controller - 30 kPa</b> Differential pressure regulation range 5–30 kPa, compact shape, body of dezincification-resistant brass, threaded sockets on both sides. Incl. capillary 1000 mm.	50-1300	15	1 4202 41	1	
		100-1600	20	1 4202 42	1	
		150-2000	25	1 4202 43	1	
		200-5000	32	1 4202 44	1	
		400-8000	40	1 4202 45	1	
		400-9000	50	1 4202 46	1	
	<b>HERZ differential pressure controller - 60 kPa</b> Differential pressure regulation range 25–60 kPa, compact shape, body of dezincification-resistant brass, threaded sockets on both sides. Incl. capillary 1000 mm.	50-1300	15	1 4202 61	1	
		100-1600	20	1 4202 62	1	
		150-2200	25	1 4202 63	1	
		200-7500	32	1 4202 64	1	
		500-9000	40	1 4202 65	1	
		500-10000	50	1 4202 66	1	
 <p><b>4202-FIX</b></p>	<b>HERZ differential pressure controller 4202 FIX</b> Differential pressure 23 kPa permanently set, compact shape, body of dezincification-resistant brass, threaded sockets on both sides. Incl. capillary 1000 mm.	50-900	15	1 4202 21	1	
		100-1200	20	1 4202 22	1	
		150-1800	25	1 4202 23	1	
		200-4000	32	1 4202 24	1	
		400-6500	40	1 4202 25	1	
		400-7000	50	1 4202 26	1	
 <p><b>4202-FIX-TS</b></p>	<b>HERZ differential pressure controller 4202 FIX TS</b> Differential pressure 23 kPa permanently set, compact shape, body of dezincification-resistant brass. Threaded connection for drive M 28 x 1.5; 4 mm stroke. Drives must be ordered separately. Incl. capillary 1000 mm.	50-900	15	1 4202 81	1	
		100-1200	20	1 4202 82	1	
		150-1800	25	1 4202 83	1	
		200-4000	32	1 4202 84	1	
		400-6500	40	1 4202 85	1	
		400-7000	50	1 4202 86	1	

	<b>HERZ differential pressure controller - 150 kPa</b> Differential pressure regulation range 50–150 kPa, compact shape, body of dezincification-resistant brass, threaded sockets on both sides. Incl. capillary 1000 mm.	50-1500	15	1 4202 31	1	
		100-1900	20	1 4202 32	1	
		150-4000	25	1 4202 33	1	
		200-5200	32	1 4202 34	1	
		500-8000	40	1 4202 35	1	
		500-9000	50	1 4202 36	1	






## Differential pressure controllers VS-TS with flow limitation

Model		Q <sub>max</sub> , l/h	DN	Dim.	Order number	Sale Unit	€
 <p><b>4012</b></p>	<b>HERZ differential pressure controller with integrated regulating valve, shut off valve and zone valve</b> Compact shape, body of dezincification-resistant brass, male thread connection with conus, max. operating pressure: 16 bar, max. operating temperature: 130 °C (no steam), Threaded connection for drives M 28 x 1.5, inc. capillary 1000 mm with connection nipple 1/4", connectable e.g. to shut off valves <b>4115</b> 1x and <b>4125</b> 7x or to commissioning valves <b>4017</b> 3x and <b>4217</b> 1x, pre-setting key for differential pressure controller (1 <b>4006</b> 02). Compression adapters, screw connections and actuators must be ordered separately.	560	15 LF	G 3/4"	1 4012 30	1	
		1400	15 LP	G 3/4"	1 4012 31	1	
		2000	15 HP	G 3/4"	1 4012 41	1	
		1950	20 LP	G 1"	1 4012 32	1	
		2100	20 HP	G 1"	1 4012 42	1	
	<b>HERZ differential pressure controller with integrated regulating valve, shut off valve and zone valve</b> Compact shape, body of dezincification-resistant brass, female thread, max. operating pressure: 16 bar, max. operating temperature: 130 °C (no steam), Threaded connection for drives M 28 x 1.5. Actuator not included. inc. capillary 1000 mm with connection nipple 1/4".	1400	15 LP	Rp 1/2"	1 4212 31	1	
		2000	15 HP	Rp 1/2"	1 4212 41	1	
		1950	20 LP	Rp 3/4"	1 4212 32	1	
		2100	20 HP	Rp 3/4"	1 4212 42	1	






## Differential pressure overflow valves

Model		l/h	DN	Order number	Sale Unit	€
 <p><b>4004</b></p>	<b>HERZ differential pressure overflow valve, straight model</b> One-part metal body, nickel-plated model; for flat-sealing screw connection of choice. Screw connections must be ordered separately.	10-2000	15	1 4004 31	1	
		10-2000	20	1 4004 32	1	
 <p><b>4004</b></p>	<b>HERZ differential pressure overflow valve, angle model</b> One-part metal body, nickel-plated model; for flat-sealing screw connection of choice. Screw connections must be ordered separately.	10-2000	15	1 4004 41	1	
		10-2000	20	1 4004 42	1	


## Combi valve - pressure independent control valves

Model		max Δp, bar	l/h	DN	Dim.	Order number	Sale Unit	€
 <p><b>4006 M SMART</b></p>	<p><b>HERZ pressure independent control valve</b> Compact shape, body of dezincification-resistant brass, male thread connection with flat sealing, threaded connection for drive M 28 x 1.5, model with 2 test points. Compression adapters, screw connections and actuator must be ordered separately. Max. operating pressure 25 bar, max. operating temperature 130 °C, min. operating temperature 2 °C (water), - 20 °C (frost protection).</p>	4	20-120	15 LF	G 3/4	1 4006 30	1	
			40-190	15MF	G 3/4	1 4006 39	1	
		6	160 - 800	15SF	G 3/4	1 4006 51	1	
			240 - 1200	15HF	G 3/4	1 4006 71	1	
			240 - 1200	20SF	G 1	1 4006 52	1	
			400 - 2000	20HF	G 1	1 4006 72	1	
 <p><b>4006 M SMART</b></p>	<p><b>HERZ pressure independent control valve</b> Compact shape, body of dezincification-resistant brass, male thread connection with flat sealing, threaded connection for drive M 28 x 1.5, model with 3 test points. Compression adapters, screw connections and actuator must be ordered separately. Max. operating pressure 25 bar, max. operating temperature 130 °C, min. operating temperature 2 °C (water), - 20 °C (frost protection).</p>	6	160 - 800	15SF	G ¾	1 4006 56	1	
			240 - 1200	15HF	G ¾	1 4006 76	1	
			240 - 1200	20SF	G 1	1 4006 57	1	
			400 - 2000	20HF	G 1	1 4006 77	1	
 <p><b>4006 R SMART</b></p>	<p>As above, but without test points.</p>	6	160 - 800	15SF	G 3/4	1 4006 91	1	
			240 - 1200	15HF	G 3/4	1 4006 81	1	
			240 - 1200	20SF	G 1	1 4006 92	1	
			400 - 2000	20HF	G 1	1 4006 82	1	
 <p><b>4406 M</b></p>	<p><b>HERZ pressure independent control valve</b> Compact shape, body of dezincification-resistant brass, male thread connection flat sealing, threaded connection for drive M 28 x 1.5, model with 2 test points. Compression adapters, screw connections and actuator must be ordered separately.</p>	6	3300	25	1¼	1 4406 23	1	
			6000	32	1¾	1 4406 24	1	
			7500	40	G 2	1 4406 25	1	
			12000	50	2 ½	1 4406 26	1	
 <p><b>4406 M</b></p>	<p><b>HERZ pressure independent control valve</b> Compact shape, body of dezincification-resistant brass, male thread connection with flat sealing, threaded connection for drive M 28 x 1.5, model with 3 test points. Compression adapters, screw connections and actuator must be ordered separately. Max. operating pressure 25 bar, max. operating temperature up to DN 32: 130 °C, DN 40 - DN 50: 110 °C, min. operating temperature 2 °C (water), - 20 °C (frost protection).</p>	6	3300	25	G 1¼	1 4406 33	1	
			6000	32	G 1¾	1 4406 34	1	
			7500	40	G 2	1 4406 35	1	
			12000	50	G 2½	1 4406 36	1	


## Combi valve - pressure independent control valves

Model		max $\Delta p$ , bar	l/h	DN	Dim.	Order number	Sale Unit	€
 <p><b>4206 M SMART</b></p>	<p><b>HERZ pressure independent control valve</b> Compact shape, body of dezincification-resistant brass, female thread, threaded connection for drive M 28 x 1.5, model with 2 test points. Compression adapters, screw connections and actuator must be ordered separately. Max. operating pressure 25 bar, max. operating temperature 130 °C, min. operating temperature 2 °C (water), - 20 °C (frost protection).</p>	4	20-120	15LF	Rp 1/2	1 4206 20	1	
			40-190	15MF	Rp 1/2	1 4206 29	1	
		6	160 - 800	15SF	Rp 1/2	1 4206 01	1	
			240 - 1200	15HF	Rp 1/2	1 4206 71	1	
			240 - 1200	20SF	Rp 3/4	1 4206 02	1	
400 - 2000	20HF	Rp 3/4	1 4206 72	1				
 <p><b>4206 M SMART</b></p>	<p><b>HERZ pressure independent control valve</b> Compact shape, body of dezincification-resistant brass, female thread, threaded connection for drive M 28 x 1.5, model with 3 test points. Compression adapters, screw connections and actuator must be ordered separately. Max. operating pressure 25 bar, max. operating temperature 130 °C, min. operating temperature 2 °C (water), - 20 °C (frost protection).</p>	6	160 - 800	15SF	Rp 1/2	1 4206 06	1	
			240 - 1200	15HF	Rp 1/2	1 4206 76	1	
			240 - 1200	20SF	Rp 3/4	1 4206 07	1	
			400 - 2000	20HF	Rp 3/4	1 4206 77	1	
 <p><b>4206 R SMART</b></p>	<p>As above, but without test points</p>	4	20-120	15LF	Rp 1/2	1 4206 60	1	
			6	160 - 800	15SF	Rp 1/2	1 4206 91	1
		240 - 1200		15HF	Rp 1/2	1 4206 81	1	
		240 - 1200		20SF	Rp 3/4	1 4206 92	1	
400 - 2000	20HF	Rp 3/4	1 4206 82	1				
 <p><b>4206 M</b></p>	<p><b>HERZ pressure independent control valve</b> Compact shape, body of dezincification-resistant brass, female thread, threaded connection for drive M 28 x 1.5, model with 2 test points. Compression adapters, screw connections and actuator must be ordered separately. Max. operating pressure 25 bar, max. operating temperature up to DN 32: 130 °C, DN 40 - DN 50: 110 °C, min. operating temperature 2 °C (water), - 20 °C (frost protection).</p>	6	3300	25	Rp 1	1 4206 33	1	
			6000	32	Rp 1 1/4	1 4206 34	1	
			7500	40	Rp 1 1/2	1 4206 35	1	
			12000	50	Rp 2	1 4206 36	1	
 <p><b>4206 M</b></p>	<p><b>HERZ pressure independent control valve</b> Compact shape, body of dezincification-resistant brass, female thread, threaded connection for drive M 28 x 1.5, model with 3 test points. Compression adapters, screw connections and actuator must be ordered separately. Max. operating pressure 25 bar, max. operating temperature up to DN 32: 130 °C, DN 40 - DN 50: 110 °C, min. operating temperature 2 °C (water), - 20 °C (frost protection).</p>	6	3300	25	Rp 1	1 4206 53	1	
			6000	32	Rp 1 1/4	1 4206 54	1	
			7500	40	Rp 1 1/2	1 4206 55	1	
			12000	50	Rp 2	1 4206 56	1	





## Control and regulating valve, V

Model		kvs	DN	Order number	Sale Unit	€
 <p><b>7217 V</b></p>	<b>HERZ control and regulating valve, inclined body</b> , integral orifice (LF, MF), body of dezincification-resistant brass, drive threaded connection M 28 x 1.5, 4.0 mm stroke, pre-settable kvs 0.4–3.9, for increased differential pressures in heating and cooling systems. Compression adapters must be ordered separately. Pre-setting key 1 <b>6819</b> 72 must be ordered separately. Accessories: actuating drive.	1.70	15	1 7217 51	1	
		0.45	15 LF	1 7217 50	1	
		0.88	15 MF	1 7217 59	1	
		3.40	20	1 7217 52	1	

## Control and regulating valve, GV

 <p><b>7217 GV</b></p>	<b>HERZ control and regulating valve GV</b> for the regulation of high flow rates, body of dezincification-resistant brass with pressure-independent, pre-settable upper part regulator drive M 28 x 1.5 for constant or 2-point drive, stroke 4.0 mm. Pipe connection on both sides with female thread. Actuator must be ordered separately. Setting key 1 <b>4006</b> 02 must be ordered separately.	5.0	15	1 7217 71	1	
		5.6	20	1 7217 72	1	
		7.78	25	1 7217 73	1	



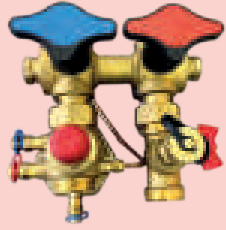
## Control valve

 <p><b>7217-98-V</b></p>	<b>Thermostatic control valve TS-98-V, straight body with test points, Rp (female thread)</b> Body of dezincification-resistant brass with continuously pre-settable upper thermostatic insert TS-98 for hydraulic compensation in chilled ceiling systems and for fan coils. The valve pre-setting is continuous and external. The TS-98-V setting key (1 <b>6819</b> 98) must be ordered separately. Pipe connection on both sides with female thread Rp 1/2 for press fitting connection. Press connections must be ordered separately.	1.1	15	1 7217 37	1	
 <p><b>7217-98-V</b></p>	<b>Thermostatic control valve TS-98-V, straight body with test points, G (male thread)</b> Body of dezincification-resistant brass with continuously pre-settable upper thermostatic insert TS-98 for hydraulic compensation in chilled ceiling systems and for fan coils. The valve pre-setting is continuous and external. The setting key (1 <b>6819</b> 98) must be ordered separately. Pipe connection on both sides with male thread G 3/4 for compression adapter and press fitting connection. Compression adapters and press connections must be ordered separately.	1.1	15	1 7217 67	1	
 <p><b>7217-99-FV</b></p>	<b>Thermostatic control valve TS-99-FV, straight body with test points, Rp (female thread)</b> Body of dezincification-resistant brass with continuously pre-settable upper thermostatic insert TS-99-FV for hydraulic compensation in chilled ceiling systems and for fan coils. The valve pre-setting takes place via a stepwise pre-setting externally. The setting key (1 <b>6819</b> 98) must be ordered separately. Pipe connection on both sides with female thread Rp 1/2 for press fitting connection. Press connections must be ordered separately.	0.4	15	1 7217 38	1	
 <p><b>7217-99-FV</b></p>	<b>Thermostatic control valve TS-99-FV, straight body with test points, G (male thread)</b> Body of dezincification-resistant brass with continuously pre-settable upper thermostatic insert TS-99-FV for hydraulic compensation in chilled ceiling systems and for fan coils. The valve pre-setting takes place via a stepwise pre-setting externally. The setting key (1 <b>6819</b> 98) must be ordered separately. Pipe connection on both sides with male thread G 3/4 for compression adapter and press fitting connection. Compression adapters and press connections must be ordered separately.	0.4	15	1 7217 68	1	

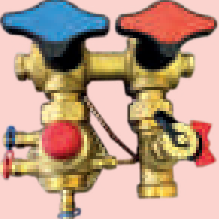
The installed **seat gasket** is a permanently elastic and temperature-resistant soft seal.

**Valve spindle:** For **7217 TS-98-V** and **TS 99-FV**, an O-ring serves as spindle seal and is mounted in a brass chamber that can be replaced during operation. The O-ring ensures minimal maintenance and long-lasting easy valve motion.

## HerzCON - direct connection for fan coils



Model	max $\Delta p$ , bar	l/h	DN	Order number	Sale Unit	€
 <p><b>HerzCON is a simple and reliable direct connection for fan coils with 65 mm pipe centre spacing.</b></p> <ul style="list-style-type: none"> <li>• Models with 65 mm pipe centre spacing</li> <li>• Enables processes such as regulation, flushing and isolation</li> <li>• Including bypass for flushing according to BSRIABG29/2011</li> <li>• All components of dezincification-resistant brass</li> <li>• Suitable for heating and cooling systems</li> <li>• HERZ 4006 SMART PICV</li> <li>• Multifunctional HERZ ball valve</li> <li>• HERZ strainer with HERZ drain valve 2512</li> <li>• Including black insulation box</li> </ul> <p>max. operating temperature 130 °C, min. operating temperature -20 °C, max. operating pressure 25 bar.</p> <p>DN 15LF and DN 15MF model with 2 test points. DN 15SF, DN 15HF, DN 20SF, DN 20HF model with 3 test points.</p> <p>Drives, screw connections and compression adapters must be ordered separately.</p>	4	20 - 100	15LF	1 4600 50	1	
		40 - 200	15MF	1 4600 59	1	
	6	160 - 800	15SF	1 4600 76	1	
		240 - 1200	15HF	1 4600 56	1	
		240 - 1200	20SF	1 4600 77	1	
		400-2000	20HF	1 4600 57	1	
 <p><b>HerzCON is a simple and reliable direct connection for fan coils with 80 mm pipe centre spacing.</b></p> <ul style="list-style-type: none"> <li>• Models with 80 mm pipe centre spacing</li> <li>• Enables processes such as regulation, flushing and isolation</li> <li>• Including bypass for flushing according to BSRIABG29/2011</li> <li>• All components of dezincification-resistant brass</li> <li>• Suitable for heating and cooling systems</li> <li>• HERZ 4006 SMART PICV</li> <li>• Multifunctional HERZ ball valve</li> <li>• HERZ strainer with HERZ drain valve 2512</li> <li>• Including black insulation box</li> </ul> <p>max. operating temperature 130 °C, min. operating temperature -20 °C, max. operating pressure 25 bar.</p> <p>DN 15SF, DN 15HF, DN 20SF, DN 20HF model with 3 test points.</p> <p>Drives, screw connections and compression adapters must be ordered separately.</p>	6	160 - 800	15SF	1 4800 76	1	
		240 - 1200	15HF	1 4800 56	1	
	240 - 1200	20SF	1 4800 77	1		
	400-2000	20HF	1 4800 57	1		
 <p><b>HerzCON is a simple and reliable direct connection for fan coils and AHU.</b></p> <ul style="list-style-type: none"> <li>• Models with 90 mm pipe centre spacing at DN 25</li> <li>• Enables processes such as regulation, flushing and isolation</li> <li>• Including bypass for flushing according to BSRIABG29/2011</li> <li>• All components of dezincification-resistant brass</li> <li>• Suitable for heating and cooling systems</li> <li>• HERZ 4406 PICV</li> <li>• Multifunctional HERZ ball valve</li> <li>• HERZ strainer with HERZ drain valve 2512</li> </ul> <p>max. operating temperature 130 °C, min. operating temperature -20 °C, max. operating pressure 25 bar.</p> <p>DN 25 model with 3 test points.</p> <p>Drives, screw connections and compression adapters must be ordered separately.</p>	6	660 - 3300	25	1 4600 78	1	

## HerzCON - direct connection for fan coils


Model	max $\Delta p$ , bar	l/h	DN	Order number	Sale Unit	€
 <p><b>HerzCON is a simple and reliable direct connection for fan coils and AHU.</b></p> <ul style="list-style-type: none"> <li>• Models with 110 mm pipe centre spacing</li> <li>• Enables processes such as regulation, flushing and isolation</li> <li>• Including bypass for flushing according to BSRIABG29/2011</li> <li>• All components of dezincification-resistant brass</li> <li>• Suitable for heating and cooling systems</li> <li>• HERZ 4406 PICV</li> <li>• Multifunctional HERZ ball valve</li> <li>• HERZ strainer with HERZ drain valve 2512</li> </ul> <p>max. operating temperature 130 °C, min. operating temperature -20 °C, max. operating pressure 25 bar.</p> <p>DN 32 model with 3 test points.</p> <p>Drives, screw connections and compression adapters must be ordered separately.</p>	6	1200 - 6000	32	1 4600 79	1	

**5**



## HerzCON - Insulation box with a 65 mm pipe centre

Model	DN	Order number	Sale Unit	€
 <p><b>Insulation box</b> For HerzCON made from EPP with a 65 mm pipe centre, water vapour impermeable, black, with integrated geometric seal.</p>	15LF 15MF 15SF 15HF 20SF 20HF	1 4700 96	1	
 <p><b>Insulation box with higher fire resistance</b> For HerzCON made from special EPP with a 65 mm pipe centre, water vapour impermeable, grey, with integrated geometric seal.</p>	15LF 15MF 15SF 15HF 20SF 20HF	1 4700 91	1	


## Zone valve

Model	kvs	DN	Order number	Sale Unit	€
 <p><b>HERZ zone valve</b> Regulation via HERZ actuating drives and HERZ thermostatic heads. Straight model, radiator connection with conical sealing. Universal model with special socket for threaded pipe and compression adapter connection. Upper thermostatic insert replaceable using HERZ Changefix. Threaded connection M 28 x 1.5.</p>	2.0	20	1 7723 82	20	


## Mixing valve for raising return flow temperatures

 <p>7766</p>	<p><b>TEPLOMIX, 3-way thermostatic control valve, flat-sealing</b> The Teplomix 3-way valve is a mixing valve with a constantly regulating thermostatic insert, factory pre-set, for raising return flow temperatures in boiler systems, and requires no auxiliary power. With 3/8 plug for system draining / de-sludging. Max. operating temperature range to 110 °C. Models .. - 03 and 04 have fixed bypass, temp. approx. 61 °C.</p>	11	25	1 7766 03	1	
		14	32	1 7766 04	1	
 <p>7766 RD</p>	<p><b>TEPLOMIX back-sealing, 3-way thermostatic control valve, flat-sealing</b> As described above, however with closing function on the bypass, temp. approx. 55–63 °C. (Leak rate max. 10%).</p>	11	25	1 7766 13	10	
		14	32	1 7766 14	10	


## Two-way regulating ball valve

Model	kvs	PN	DN	Order number	Sale Unit	€
 <p><b>Two-way ball valve with female thread and handle</b> Socket x socket. Body of forged brass, with equal percentage characteristic graph, spindle sealing with double O-ring, female thread according to ISO 7-1. For precise regulation, no leakage losses, regulating ball valve for continuous control of cold water, warm water in closed circuits. Rotary drive 1 7712 33/35 must be ordered separately. Min. operating temperature: -10 °C (water +0.5 °C), max. operating temperature: 110 °C (no steam).</p>	5	40	15	1 2117 01	1	
	8	40	20	1 2117 02	1	
	12.5	40	25	1 2117 03	1	
	20	25	32	1 2117 04	1	
	32	25	40	1 2117 05	1	
	50	25	50	1 2117 06	1	


## Two-way regulating ball valve without operating element

 <p><b>Two-way ball valve with female thread, without handle</b> Socket x socket. Body of forged brass, with equal percentage characteristic graph, spindle sealing with double O-ring, female thread according to ISO 7-1. For precise regulation, no leakage losses, regulating ball valve for continuous control of cold water, warm water in closed circuits. Rotary drive 1 7712 33/35 must be ordered separately. Min. operating temperature: -10 °C (water +0.5 °C), max. operating temperature: 110 °C (no steam).</p>	5	40	15	1 2117 11	1	
	8	40	20	1 2117 12	1	
	12.5	40	25	1 2117 13	1	
	20	25	32	1 2117 14	1	
	32	25	40	1 2117 15	1	
	50	25	50	1 2117 16	1	


## Two-way regulating ball valve handle

 <p><b>Manual drive</b> for HERZ regulating valves without operating element 2117, that are not equipped with a valve drive.</p>	15–50			1 2100 90	1	
---	-------	--	--	-----------	---	--



## Three-way mixing valve with handle

Model		kvs	DN	Order number	Sale Unit	€
 <p>Three-way mixer, female thread, body and cone of brass, EPDM seal, medium temperature -10 °C to 120 °C, PN 10. Actuator of choice 1 7712 25/27 to be ordered separately.</p>	4	15	1 2137 01	1		
	6.3	20	1 2137 02	1		
	10	25	1 2137 03	1		
	16	32	1 2137 04	1		
	25	40	1 2137 05	1		
	40	50	1 2137 06	1		


## Four-way mixing valve

 <p>Four-way mixing valve, female thread, body and cone of brass, EPDM seals, medium temperature -10 °C to 120 °C, PN 10. Actuator of choice 1 7712 25/27 to be ordered separately.</p>	4	15	1 2138 01	1	
	6.3	20	1 2138 02	1	
	10	25	1 2138 03	1	
	16	32	1 2138 04	1	


## Zone valve 3-way diverting valve

Model		Dim.	kvs	DN	Order number	Sale Unit	€	
 <p><b>3-way diverting valve with compression ends for copper pipes</b> zone management element in heating and cooling systems. Body of forged brass, ball of forged brass, chrome plated, ball seals PTFE, gaskets EPDM. Max. operating temperature: 110 °C, PN 10. Actuator of choice 1 7711 60/61/62/63 to be ordered separately.</p>	22	5.8	20	1 2412 02	1			
	28	8.1	25	1 2412 03	1			
	35	10.4	32	1 2412 04	1			
	<b>as above, with male thread connection, flat sealing</b>		3/4	5.8	20	1 2412 12	1	
	Screw connections must be ordered separately. Actuator of choice 1 7711 60/61/62/63 to be ordered separately.		1	8.1	25	1 2412 13	1	
			1 1/4	10.4	32	1 2412 14	1	
 <p><b>Screw connection for 3-way diverting valve 1 2412 1X</b></p>	G 3/4" - R 1/2"		1 6221 31	1				
	G 1" - R 3/4"		1 6221 32	1				
	G 1 1/4" - R 1/2"		1 6221 33	1				

## Set


Model		Actuator	DN	Order number	Sale Unit	€
 <p><b>3-way diverting valve</b> incl. compression ends</p>	1 2412 02 with actuator	1 7711 60 230 V / AC, 2-point	20	1 2412 22	1	
	1 2412 03 with actuator		25	1 2412 23	1	
	1 2412 04 with actuator		32	1 2412 24	1	
	1 2412 02 with actuator	1 7711 61 230 V / AC, 2-point, with auxiliary switch	20	1 2412 32	1	
	1 2412 03 with actuator		25	1 2412 33	1	
	1 2412 04 with actuator		32	1 2412 34	1	
	1 2412 02 with actuator	1 7711 62 24 V AC / DC, 2-point	20	1 2412 42	1	
	1 2412 03 with actuator		25	1 2412 43	1	
	1 2412 04 with actuator		32	1 2412 44	1	
	1 2412 02 with actuator	1 7711 63 24 V AC / DC, 2-point, with auxiliary switch	20	1 2412 52	1	
	1 2412 03 with actuator		25	1 2412 53	1	
	1 2412 04 with actuator		32	1 2412 54	1	

## Set


Model	Actuator	DN	Order number	Sale Unit	€	
 <p><b>3-way diverting valve with external threads, flat sealing</b></p> <p>Screw connections must be ordered separately.</p>	1 2412 12 with actuator	1 7711 60 230 V / AC, 2-point	1 2412 62	1		
	1 2412 13 with actuator		25	1 2412 63	1	
	1 2412 14 with actuator		32	1 2412 64	1	
	1 2412 12 with actuator	1 7711 61 230 V / AC, 2-point, with auxiliary switch	20	1 2412 72	1	
	1 2412 13 with actuator		25	1 2412 73	1	
	1 2412 14 with actuator		32	1 2412 74	1	
	1 2412 12 with actuator	1 7711 62 24 V AC / DC, 2-point	20	1 2412 82	1	
	1 2412 13 with actuator		25	1 2412 83	1	
	1 2412 14 with actuator		32	1 2412 84	1	
	1 2412 12 with actuator	1 7711 63 24 V AC / DC, 2-point, with auxiliary switch	20	1 2412 92	1	
	1 2412 13 with actuator		25	1 2412 93	1	
	1 2412 14 with actuator		32	1 2412 94	1	

**5**


## 3-port mixing and diverting valves

Model	kvs	DN	Order number	Sale Unit	€
 <p><b>3-port mixing and diverting valve</b> for continuous control of cold and warm water. Usable with valve drive 1 7712 as actuator with adjustable characteristic graph. Body of cast brass with three male threads, flat-sealing, screw connections and actuator 1 7712 11/50/51 must be ordered separately.</p>	4	15	1 4037 15	1	
	6.3	20	1 4037 20	1	
	10	25	1 4037 25	1	
	16	32	1 4037 32	1	
	25	40	1 4037 40	1	
	40	50	1 4037 50	1	


## CALIS-TS-RD three-port valve for thermostatic operation, distribution 100 %

 <p><b>CALIS-TS-RD three-port valve, distribution 100 %</b> flat-sealing, pipe connections must be ordered separately.</p> <p>7761 RD</p>	3.0	15	1 7761 38	1	
	3.0	20	1 7761 39	1	
	6.27	25	1 7761 40	1	
	6.44	32	1 7761 41	1	


## Control valves, straight model

Model	kvs	Dim.	Order number	Sale Unit	€
 <p><b>HERZ straight model thermostatic valve,</b> control valve with reduced kvs value for room climate control systems. Flat-sealing, 2 x male thread. Threaded connection for drive M 30 x 1.5.</p> <p>7760</p>	0.16	10	1 7760 21	10	
	0.4	10	1 7760 01	10	
	0.63	10	1 7760 02	10	
	1.0	10	1 7760 03	10	
	1.6	10	1 7760 04	10	
	2.5	15	1 7760 05	10	
	3.5	15	1 7760 07	10	
	4.5	20	1 7760 08	10	


## Control valve, normally closed

 <p><b>7760 RD</b></p>	<b>Thermostatic valve with reverse acting principle (normally closed), straight model,</b> models with male thread connection and inner cone for compression adapter connection. Threaded connection for drive M 28 x 1.5, conical sealing, 2 x male thread.	<b>2.81</b>	<b>15</b>	<b>1 7760 51</b>	<b>10</b>	
		<b>3.21</b>	<b>20</b>	<b>1 7760 52</b>	<b>10</b>	


## Three-port control valves


 <p><b>7762</b></p>	<b>Thermostatic three-port control valve for mixing and distribution, three connections</b> For use as mixing or diverting valve for regulation of heating zones, air terminal units, fan coils and dual-line systems with heat exchanger. Threaded connection for drive M 30 x 1.5, flat-sealing, 3 x male thread.	<b>0.4</b>	<b>10</b>	<b>1 7762 50</b>	<b>10</b>	
		<b>0.63</b>	<b>10</b>	<b>1 7762 60</b>	<b>10</b>	
		<b>1.0</b>	<b>10</b>	<b>1 7762 70</b>	<b>10</b>	
		<b>1.6</b>	<b>10</b>	<b>1 7762 80</b>	<b>10</b>	
		<b>2.5</b>	<b>15</b>	<b>1 7762 51</b>	<b>10</b>	
		<b>4.0</b>	<b>15</b>	<b>1 7762 61</b>	<b>10</b>	
		<b>5.0</b>	<b>20</b>	<b>1 7762 62</b>	<b>10</b>	


## Four-port control valves with bypass

 <p><b>7763</b></p>	<b>Thermostatic four-port valve for mixing and diverting, four connections</b> For use as mixing or diverting valve for regulation of heating zones, air terminal units, fan coils and dual-line systems with heat exchanger. Threaded connection for drive M 30 x 1.5, flat-sealing, 4 x male thread.	<b>0.4</b>	<b>10</b>	<b>1 7763 50</b>	<b>10</b>	
		<b>0.63</b>	<b>10</b>	<b>1 7763 60</b>	<b>10</b>	
		<b>1.0</b>	<b>10</b>	<b>1 7763 70</b>	<b>10</b>	
		<b>1.6</b>	<b>10</b>	<b>1 7763 80</b>	<b>10</b>	
		<b>2.5</b>	<b>15</b>	<b>1 7763 51</b>	<b>10</b>	
		<b>4.0</b>	<b>15</b>	<b>1 7763 61</b>	<b>10</b>	
		<b>5.0</b>	<b>20</b>	<b>1 7763 62</b>	<b>10</b>	




## Manual drive for three-port mixing and diverting valve

Model	DN	Setting range	Order number	Sale Unit	€
 <p><b>HERZ manual drive</b>                      for HERZ three-port mixing and diverting valves <b>4037</b>,                      not equipped with a valve drive.</p>			<b>1 9102 40</b>	<b>20</b>	







	Replacement spring for HERZ differential pressure controller 4002 / 4202	<b>15-50</b>	<b>5-30 kPa</b>	<b>1 4002 97</b>	<b>1</b>	
		<b>15-50</b>	<b>25-60 kPa</b>	<b>1 4002 98</b>	<b>1</b>	
		<b>15-50</b>	<b>45-80 kPa</b>	<b>1 4002 99</b>	<b>1</b>	

	Indicator sleeve for HERZ differential pressure controller 4002 / 4202	<b>15-50</b>	-	<b>1 4002 10</b>	<b>1</b>	
---	--	--------------	---	------------------	----------	--


## Accessories

Model		Dim.	Order number	Sale Unit	€
	<b>Insulation shells</b> EPP (expanded polypropylene), colour anthracite/black or silver grey, B2 according to DIN 4102 and E according to DIN EN 13501-1, volume weight approx. 45 kg/m <sup>3</sup> , integrated geometric closure. For the commissioning valve <b>4017 M, 4017 R</b> .	15	1 4095 11	1	
		20	1 4095 12	1	
		25	1 4095 13	1	
		32	1 4095 14	1	
		40	1 4095 15	1	
		50	1 4095 16	1	
	<b>Insulation shells</b> EPP (expanded polypropylene), colour anthracite/black or silver grey, B2 according to DIN 4102 and E according to DIN EN 13501-1, volume weight approx. 45 kg/m <sup>3</sup> , integrated geometric closure. For the differential pressure controller <b>4002</b> .	15	1 4096 11	1	
		20	1 4096 12	1	
		25	1 4096 13	1	
		32	1 4096 14	1	
		40	1 4096 15	1	
		50	1 4096 16	1	
	<b>Insulation shells</b> EPP (expanded polypropylene), colour anthracite/black, B2 according to DIN 4102 and E according to DIN EN 13501-1, volume weight approx. 45 kg/m <sup>3</sup> , integrated geometric closure. Suitable for ball valve <b>2201</b> and <b>2206</b> .	15	1 4096 21	1	
		20	1 4096 22	1	
		25	1 4096 23	1	
		32	1 4096 24	1	
		40	1 4096 25	1	
		50	1 4096 26	1	

## Capillaries for differential pressure controllers 4007, 4002 and 4202

Model		Dim.	Length	Order number	Sale Unit	€
	<b>Ball valve for capillary</b> Threaded connection AG x IG 1/8".	1/8"		1 4007 78	1	
	<b>Ball valve with capillary for differential pressure controller</b> Threaded connection AG x IG 1/8". Capillary ø 3 x 0.5 mm.	1/8"	1.0 m	1 4002 78	1	
	<b>Capillary for differential pressure controller</b> with connection nipple 1/8" x 1/4". Capillary ø 3 x 0.5 mm.		1.0 m	1 4002 79	1	
	<b>Capillary for differential pressure controller</b> with connection nipple 1/8" x 1/4". Capillary ø 5 x 1 mm.		1.0 m	1 4007 79	1	
			1.5 m	1 4007 80	1	
			2.0 m	1 4002 80	1	
	<b>HERZ indicator cover</b> for HERZ differential pressure controller 4002, 4202. Plastic, black, with openings for attachment of a tampering seal, tampering seal wire included.			1 6502 10	20	
	Connection nipple for capillary 1/8" x 1/4".	1/8" x 1/4"		1 0269 19	1	
	Connection nipple for capillary 1/8" x 1/8".	1/8" x 1/8"		1 0269 09	1	



## Metering station

Model	DN	kvs	Order number	Sale Unit	€
 <p><b>HERZ metering station LF</b> with reduced kv, for differential pressure measurement at low flow rates, other design features as listed below.</p> <p><b>HERZ metering station MF</b> with kvs value = 1.1 for differential pressure measurement at moderate flow rates, other design features as listed below.</p> <p><b>HERZ metering station with two test points, inlet with female thread, outlet with male thread, PN 20 from -20°C to 130°C (to DN32), 110°C (from DN40)</b> Body of dezincification-resistant brass, for flow measurement. Two test points (0284).</p>	15 LF	0.55	1 4000 11	10	
	15 MF	1.1	1 4000 21	10	
	15	2.2	1 4000 01	10	
	20	4.25	1 4000 02	10	
	25	8.6	1 4000 03	10	
	32	15.9	1 4000 04	5	
	40	23.7	1 4000 05	5	
50	48.0	1 4000 06	5		

## Test points



 <p><b>Test point for HERZ-STRÖMAX commissioning valves</b> (as of year of manufacture 2004), brass version, blue cap (return) or red cap (supply) for pressure transducer.</p>	Blue 1/4"	1 0284 01	1	
	Red 1/4"	1 0284 02	1	
 <p><b>Test point for HERZ-STRÖMAX TW commissioning valves,</b> brass version, blue cap (return) or red cap (supply) for pressure transducer, valves have two indentations (for drinking water).</p>	Blue 1/4"	2 0284 01	1	
	Red 1/4"	2 0284 02	1	
 <p><b>Test point for HERZ combi valve SMART and HERZ-STRÖMAX GN commissioning valves,</b> brass version, blue cap (return) or red cap (supply) for pressure transducer.</p>	Blue 1/8"	1 0284 05	20	
	Red 1/8"	1 0284 06	20	
 <p><b>Test point for HERZ-STRÖMAX GNW commissioning valves,</b> brass version, blue cap (return) or red cap (supply) for pressure transducer, valves have two indentations (for drinking water)</p>	Blue 1/8"	2 0284 05	20	
	Red 1/8"	2 0284 06	20	
 <p><b>Test point s for HERZ-STRÖMAX commissioning valves,</b> brass version, blue cap (return) for pressure transducer, extended design for valves with an insulation thickness up to 40 mm.</p>	1/4"	1 0284 11	1	
 <p><b>Test points for HERZ-STRÖMAX commissioning valves,</b> brass version, red cap (supply) for pressure transducer, extended design for valves with an insulation thickness up to 40 mm.</p>	1/4"	1 0284 12	1	
 <p><b>HERZ test point with drain valve</b> Brass version, red cap (supply) or blue cap (return).</p>	1/4" Red	1 0284 22	1	
	1/4" Blue	1 0284 21	1	
 <p><b>Long quick test point with drain valve, straight, blue.</b></p>	1/4"	1 0284 23	20	
 <p><b>Long quick test point with drain valve, straight, red.</b></p>	1/4"	1 0284 24	20	

## Measuring computer






Model	Order number	Sale Unit	€
 <p><b>HERZCOMP 650 measuring computer</b> Digital manometer with integrated pressure transducer for the balancing of cooling, heating and drinking water circuits with direct display of volume flow and differential pressure. Measuring range 0–10 bar, max. pressure 12 bar, connection for smartphone via bluetooth Low Energy 5.0, protection class IP65. Measurements can be recorded on the device as well as on the smartphone app. Included accessories: two measuring tubes with quick-release connectors, operating manual for IOS and Android, pressure transducer set and quick test point, operation with 2 x AAA alkaline as well as rechargeable NiMH batteries. Operating time approx. 45 hours. 24-month term of maintainance and calibration recommended!</p>	1 8900 05	1	
 <p>Set of two replacement filters and two seals for measuring tubes for measurement device 1 8900 04.</p>	1 8900 10	1	

**5**




## Test points

	<p><b>HERZ Test points with capillary connection</b> Brass version, red cap (supply) or blue cap (return) for pressure transducer.</p>	Blue 1/4"	1 0284 03	20	
		Red 1/4"	1 0284 04	20	
	<p><b>HERZ Test points with capillary connection</b> Brass version, red cap (supply) or blue cap (return) for pressure transducer.</p>	Blue 1/8"	1 0284 27	20	
		Red 1/8"	1 0284 28	20	


## Accessories for measuring computer

	<p><b>Pressure transducer set for quick test points</b></p>	1 0284 00	1	
	<p><b>HERZ test point adapter set for HERZ-STRÖMAX valves with test points 0280, 0282 and 0283</b>, for differential pressure measurement with HERZ measuring computers "up to year of manufacture 2004".</p>	1 8903 11	1	
	<p><b>Quick test point</b> 1 set = 2 units</p>	1 0284 10	Set	
	<p><b>Pre-setting tampering seal for STRÖMAX-GM/GR</b> for covering the hand wheel fastening screw, destroyed upon removal.</p>	1 6517 04	20	
	<p><b>Pre-setting marker</b> Plastic hanger for labelling the pre-setting level. For installation on valve or pipeline.</p>	1 6517 05	20	



## Accessories

Model		Dim.	Order number	Sale Unit	€
	<b>Sealing screw</b> Brass version, dezincification-resistant brass with O-ring seal and external hex.	1/4"	2 0273 09	10	
		3/8"	2 0273 00	10	
	<b>Drain valve with handle and swivelling hose connection</b> brass version, hose connection 1 6206 01 must be ordered separately.	1/4"	1 0276 09	1	
		3/8"	1 0276 00	1	
	<b>Hose connection</b> Nut and spigot.	3/8"	1 6206 00	1	
		1/2"	1 6206 01	1	
		3/4"	1 6206 02	1	





## Keys and tools

Model		Dim.	Order number	Sale Unit	€
	<b>Universal key</b> for opening theft protection clips 9552 4 square key SW 5 for STRÖMAX-M.		1 6640 00	1	


## Keys and tools

	<b>Pre-setting key</b> for 7217 V.	M 28 x 1.5	1 6819 72	1	
	<b>Pre-setting key</b> for HERZ pressure-independent control valve 4001, from year of manufacture 2009 HERZ differential pressure controller 4002, from year of manufacture 2009 HERZ Combi valve pressure-independent control valve 4006-HERZ control and regulating valve 7217 GV.		1 4006 02	1	



## Upper parts

Model	Dim.	Order number	Sale Unit	€
 <p><b>Upper thermostatic insert</b> for HERZ zone valve 1 <b>7723 82</b> Replacement under pressure with HERZ Changefix.</p>	3/4"	1 6391 92	1	
 <p><b>Upper thermostatic insert</b> For HERZ control valve straight model <b>7760</b> Replacement with HERZ Changefix not possible.</p>	kvs 0.16	1 6305 00	1	
	kvs 0.40	1 6305 01	1	
	kvs 0.63	1 6305 02	1	
	kvs 1.00	1 6305 03	1	
	kvs 1.6	1 6305 04	1	
	kvs 2.5	1 6305 05	1	
	kvs 3.5	1 6305 06	1	
	kvs 4.5	1 6305 07	1	
 <p><b>Upper thermostatic insert</b> For HERZ three-way control valves <b>7762/7763</b> Replacement with HERZ Changefix not possible.</p>	kvs 0.40	1 6305 11	1	
	kvs 0.63	1 6305 12	1	
	kvs 1.00	1 6305 13	1	
	kvs 1.6	1 6305 14	1	
	kvs 2.5	1 6305 15	1	
	kvs 4.0	1 6305 16	1	
	kvs 5.0	1 6305 17	1	
 <p><b>Replacement upper part</b> For HERZ control and regulating valve <b>7217-V</b> Replacement with HERZ Changefix not possible.</p>	15 LF	1 6305 50	1	
	15	1 6305 51	1	
	20	1 6305 52	1	
	15 MF	1 6305 59	1	



## O-ring set for GP-T and STRÖMAX-M, R

 <p><b>O-ring set, yellow</b> 20 O-ring chambers, for STRÖMAX-M and STRÖMAX-R.</p>		1 6705 00	1	
---	--	-----------	---	--


## Upper parts for inclined body valves in current design as of year of manufacture 2004

Model	DN	Dim.	Order number	Sale Unit	€
 <p><b>Upper part</b> for STRÖMAX-M and STRÖMAX-R commissioning valves in new design, with O-ring seal between upper part and body.  <b>4117 M, 4117 R</b></p>	15	1/2"	1 6388 50	1	
	20	3/4"	1 6388 52	1	
	25	1"	1 6388 53	1	
	32	1¼"	1 6388 54	1	
	40	1½"	1 6388 55	1	
	50	2"	1 6388 56	1	
	65	2½"	1 6388 57	1	
	80	3"	1 6388 58	1	
 <p><b>Upper part</b> for STRÖMAX-M and STRÖMAX-R commissioning valves in new design, with O-ring seal between upper part and body.  <b>4017 M, 4017 R</b></p>	15	1/2"	1 6384 01	1	
	15 LF	1/2"	1 6384 11	1	
	15 MF	1/2"	1 6384 21	1	
	20	3/4"	1 6384 02	1	
	25	1"	1 6384 03	1	
	32	1¼"	1 6384 04	1	
	40	1½"	1 6384 05	1	
	50	2"	1 6384 06	1	

## Hand wheels

 <p><b>Hand wheel</b> with fastening screw for STRÖMAX-M and STRÖMAX-R.</p>	1/2"-3"	1 6518 00	1	
 <p><b>Replacement hand wheel, red, for 4017.</b></p>	DN 15-32	1 6522 01	1	
	DN 40-50	1 6522 02	1	

## Upper parts for inclined body valves, year of manufacture 1982-2004

Model	DN	Dim.	Order number	Sale Unit	€
 <p><b>Upper part</b> for STRÖMAX-M and STRÖMAX-R commissioning valves with Klingerit seal between upper part and body.</p> <p><b>4117 M, 4117 R</b></p>	15	1/2"	1 6388 00	1	
	20	3/4"	1 6388 02	1	
	25	1"	1 6388 03	1	
	32	1¼"	1 6388 04	1	
	40	1½"	1 6388 05	1	
	50	2"	1 6388 06	1	
	65	2½"	1 6388 07	1	
	80	3"	1 6388 08	1	


**5**

## Test points up to year of manufacture 2004


 <p><b>Test point for STRÖMAX-M</b> Angled model, brass version.</p>	1/4"	1 0282 09	1	
---	------	-----------	---	--

## Drain valves up to year of manufacture 2004


for pipe fittings and old designs of inclined body valves.

 <p><b>Drain valve with handle</b> Brass version, with Klingerit seal.</p>	1/4"	1 0270 09	1	
	3/8"	1 0270 00	1	
 <p><b>Sealing screw</b> Brass version, with Klingerit seal.</p>	1/4"	1 0272 09	1	
	3/8"	1 0272 00	1	

## Upper parts for differential pressure controller 4007


Model	DN	Dim.	Order number	Sale Unit	€
 <p><b>Upper part</b> for differential pressure controller.</p> <p><b>4007</b></p>	15	1/2"	1 6386 02	1	
	20	3/4"			
	25	1"	1 6386 03	1	
	32	1¼"	1 6386 04	1	
	40	1½"	1 6386 05	1	
	50	2"	1 6386 06	1	

## Upper parts for straight body valves

 <p><b>Upper part for 4217</b> for 4217 STRÖMAX-GM and STRÖMAX-GR commissioning valves.</p> <p><b>4217 GM, 4217 GR, 4218 GMF</b></p>	15LF	1/2"	1 6387 28	1	
	15MF	1/2"	1 6387 29	1	
	15	1/2"	1 6387 30	1	
	20	3/4"			
	25	1"	1 6387 31	1	
	32	1¼"	1 6387 22	1	
	40	1½"	1 6387 23	1	
	50	2"	1 6387 24	1	
	65	2½"	1 6387 25	1	
	80	3"	1 6387 26	1	

## Hand wheel



 <p><b>Hand wheel</b> with fastening screw for STRÖMAX-GM, STRÖMAX-GR and STRÖMAX-GMF.</p>	1/2-1½	1 6517 06	1	
	2-3	1 6517 08	1	
	4-6	1 6517 10	1	

	<p><b>Differential pressure controller upper part</b> Replacement for 1 4002 41 and 1 4202 41, 5-30 kPa.</p>	1 6386 91		
	<p><b>Differential pressure controller upper part</b> Replacement for 1 4002 42 and 1 4202 42, 5-30 kPa.</p>	1 6386 92		
	<p><b>Differential pressure controller upper part</b> Replacement for 1 4002 43 and 1 4202 43, 5-30 kPa.</p>	1 6386 93		
	<p><b>Differential pressure controller upper part</b> Replacement for 1 4002 44 and 1 4202 44, 5-30 kPa.</p>	1 6386 94		
	<p><b>Differential pressure controller upper part</b> Replacement for 1 4002 45-46 and 1 4202 45-46, 5-30 kPa.</p>	1 6386 95		
	<p><b>Differential pressure controller upper part</b> Replacement for 1 4002 61 and 1 4202 61, 25-60 kPa.</p>	1 6386 96		
	<p><b>Differential pressure controller upper part</b> Replacement for 1 4002 62 and 1 4202 62, 25-60 kPa.</p>	1 6386 97		
	<p><b>Differential pressure controller upper part</b> Replacement for 1 4002 63 and 1 4202 63, 25-60 kPa.</p>	1 6386 98		
	<p><b>Differential pressure controller upper part</b> Replacement for 1 4002 64 and 1 4202 64, 25-60 kPa.</p>	1 6386 99		
<p><b>Differential pressure controller upper part</b> Replacement for 1 4002 65-66 and 1 4202 65-66, 25-60 kPa.</p>	1 6387 00			








## Commissioning valve for differential pressure measurement in flanged design, straight body

Model		kvs	DN	Order number	Sale Unit	€
 <p><b>4218 GMF</b></p>	<p><b>STRÖMAX-GMF, commissioning valve for differential pressure measurement in flanged design straight body with test points.</b></p> <p>Body of grey cast iron GJL 250 according to EN 1561, flange according to EN 1092, PN 16; length according to ÖNORM EN-558-1, basic series 1; painted blue. Thermostatic upper part of brass to DN 100; from DN 125 thermostatic upper part of grey cast iron. Digital display of the pre-setting levels. Non-rising spindle with double O-ring seal. Max. operation temperature DN 32: 130 °C; from DN 40: 110 °C</p>	11.53	25	1 4218 43	1	
		16.6	32	1 4218 44	1	
		28.6	40	1 4218 45	1	
		37.84	50	1 4218 46	1	
		60.3	65	1 4218 47	1	
		67.8	80	1 4218 48	1	
		99.55	100	1 4218 49	1	
		186.58	125	1 4218 50	1	
		279.05	150	1 4218 51	1	
 <p><b>4218 GF</b></p>	<p><b>STRÖMAX-GF with linear characteristic graph. STRÖMAX-GF, commissioning valve for differential pressure measurement in flanged design, straight body with test points.</b></p> <p>Body of grey cast iron GJL 250 according to EN 1561, flange according to EN 1092, PN 16; length according to ÖNORM EN-558-1, basic series 1; painted blue. Thermostatic upper part of grey cast iron GJL 250. Digital display of the pre-setting levels. Non-rising spindle with triple O-ring seal. Max. operation temperature: 110 °C</p>	34.96	50	1 4218 80	1	
		66.94	65	1 4218 81	1	
		106.78	80	1 4218 82	1	
		169.45	100	1 4218 83	1	
		255.79	125	1 4218 84	1	
		389.54	150	1 4218 85	1	
		662.41	200	1 4218 86	1	
		1082.72	250	1 4218 87	1	
		1784.91	300	1 4218 88	1	
	As above, but PN 25	1082.72	250	1 4220 87	1	
	1784.91	300	1 4220 88	1		


## Commissioning valve for differential pressure measurement in flanged design, inclined body

Model		kvs	DN	Order number	Sale Unit	€	
	<p><b>STRÖMAX-GF with linear characteristic graph. PN16 STRÖMAX-GF, commissioning valve for differential pressure measurement in flanged design, inclined body with extended test points.</b></p> <p>Body of spheroidal graphite iron EN-GJS-400-15, flange according to EN 1092-2, PN 16; length according to EN-558-1, painted blue. Thermostatic upper part of spheroidal graphite iron EN-GJS-400-15. Digital display of the pre-setting levels. Non-rising spindle with triple O-ring seal. Max. operation temperature: 110 °C</p>	2917.6	350	1 4218 89	1		
		3854.8	400	1 4218 90	1		
		5250.6	500	1 4218 92	1		
		<p><b>STRÖMAX-GF with linear characteristic graph. PN25 STRÖMAX-GF, commissioning valve for differential pressure measurement in flanged design, inclined body with extended test points.</b></p> <p>Body of spheroidal graphite iron EN-GJS-400-15, flange according to EN 1092-2, PN 25; length according to EN-558-1, painted blue. Thermostatic upper part of spheroidal graphite iron EN-GJS-400-15. Digital display of the pre-setting levels. Non-rising spindle with triple O-ring seal. Max. operation temperature: 110 °C</p>	2917.6	350	1 4220 89	1	
			3854.8	400	1 4220 90	1	
			5250.6	500	1 4220 92	1	


## Differential pressure controller in flanged design

Model		I/h	DN	Dim.	Order number	Sale Unit	€
 <p><b>4007 F</b></p>	<b>Differential pressure controller 4007 F in flanged design</b> Proportional regulator with straight body, without auxiliary power, for two-pipe systems with radiator thermostatic valves. Differential pressure 5–30 kPa continuously adjustable. Body of grey cast iron GJL 250 according to EN 1561, flange according to EN 1092, PN 16. Length according to EN 558-1, basic series 1, painted blue, incl. capillary 1000 mm.	200-4000	25	1"	1 4007 13	1	
		250-4250	32	1¼"	1 4007 14	1	
		200-5750	40	1½"	1 4007 15	1	
		750-9000	50	2"	1 4007 16	1	
		750-10000	65	2½"	1 4007 17	1	
		750-12000	80	3"	1 4007 18	1	
 <p><b>4007 F FIX</b></p>	<b>Differential pressure controller 4007 F FIX in flanged design, permanently set</b> Proportional regulator with straight body, without auxiliary power, for two-pipe systems with radiator thermostatic valves. Differential pressure 23 kPa permanently set. Body of grey cast iron GJL 250 according to EN 1561, flange according to EN 1092, PN 16. Length according to EN 558-1, basic series 1, painted blue, incl. capillary 1000 mm.	200-1500	25	1"	1 4007 63	1	
		300-2500	32	1¼"	1 4007 64	1	
		400-4700	40	1½"	1 4007 65	1	
		600-6100	50	2"	1 4007 66	1	
		750-10000	65	2½"	1 4007 67	1	
		750-12000	80	3"	1 4007 68	1	


## Differential pressure controller in flanged design

Model		kvs	DN	Order number	Sale Unit	€
 <p><b>F 4007</b></p>	<b>Differential pressure controller F 4007 in flanged design</b> Proportional regulator with straight body, without auxiliary power, for two-pipe systems. Differential pressure 10–40 kPa continuously adjustable. Body of grey cast iron GJL 250 according to EN 1561, flange according to EN 1092, PN 16. Length according to EN 558-1, basic series 1, painted blue, incl. capillary 1500 mm.	50	65	F 4007 07	1	
		84	80	F 4007 08	1	
		96	100	F 4007 09	1	
	<b>Differential pressure controller F 4007 in flanged design</b> Proportional regulator with straight body, without auxiliary power, for two-pipe systems. Differential pressure 20–80 kPa continuously adjustable. Body of grey cast iron GJL 250 according to EN 1561, flange according to EN 1092, PN 16. Length according to EN 558-1, basic series 1, painted blue, incl. capillary 1500 mm.	50	65	F 4007 17	1	
		84	80	F 4007 18	1	
		84	80HF	F 4007 38	1	
		96	100	F 4007 19	1	
		190	125	F 4007 20	1	
		270	150	F 4007 21	1	
	<b>Differential pressure controller F 4007 in flanged design</b> Proportional regulator with straight body, without auxiliary power, for two-pipe systems. Differential pressure 50–150 kPa continuously adjustable. Body of grey cast iron GJL 250 according to EN 1561, flange according to EN 1092, PN 16. Length according to EN 558-1, basic series 1, painted blue, incl. capillary 1500 mm.	39.18	50	F 4007 26	1	
		50	65	F 4007 27	1	
		84	80	F 4007 28	1	
		96	100	F 4007 29	1	
		190	125	F 4007 30	1	
		270	150	F 4007 31	1	
		654	200	F 4007 32	1	

## Accessories


Model		Length	Order number	Sale Unit	€
	<b>Capillary for differential pressure controller F 4007</b> with connection nipple 3/8" x 1/4".	1.5 m	F 6307 01	1	

## Pressure-independent control valve in flanged design for district heating

Model		Min. m <sup>3</sup> /h	Max. m <sup>3</sup> /h	kvs	DN	Order number	Sale Unit	€
 <p><b>HERZ pressure-independent control valve</b> Body of grey cast iron GJL 250 according to EN 1561, PN 16 suitable for regulating the flow rate in district heating, heating and cold water systems, max. differential pressure 10 bar, max. differential pressure via restrictor 0.2 bar. Temperature range 2 °C to 140 °C.</p> <p><b>HERZ pressure-independent control valve</b> Body of spheroidal graphite iron GJS 400-18-LT according to EN 1563, PN 25 suitable for regulating the flow rate in district heating, heating and cold water systems, max. differential pressure 15 bar, max. differential pressure via restrictor 0.2 bar. Temperature range 2 °C to 140 °C.</p>		0,25	1,3	2,5	15	F 4006 71	1	
		0,4	2	4,0	15	F 4006 72	1	
		0,6	3	6,3	25	F 4006 73	1	
		0,8	4	8,0	25	F 4006 93	1	
		1,3	6,5	12,5	32	F 4006 74	1	
		2,6	11	20,0	40	F 4006 75	1	
		3,2	16	32,0	50	F 4006 80	1	
		6	28	50,0	65	F 4006 81	1	
		8	40	80,0	80	F 4006 82	1	
		12,6	60	125,0	100	F 4006 83	1	
		16	80	180	125	F 4006 84	1	
		0,25	1,3	2,5	15	F 4006 90	1	
		0,4	2	4,0	15	F 4006 91	1	
		0,6	3	6,3	25	F 4006 92	1	
		0,8	4	8,0	25	F 4006 53	1	
		1,3	6,5	12,5	32	F 4006 94	1	
		2,6	11	20,0	40	F 4006 95	1	
		3,2	16	32,0	50	F 4006 96	1	
		6	28	50,0	65	F 4006 97	1	
		8	40	80,0	80	F 4006 98	1	
	12,6	60	125,0	100	F 4006 99	1		
	16	80	180	125	F 4006 10	1		




**6**

## Pressure-independent control valve in flanged design

Model		max. Δp, bar	m <sup>3</sup> /h	DN	Order number	Sale Unit	€
 <p><b>HERZ pressure-independent control valve</b> Body of grey cast iron GJL 250 according to EN 1561 Flange according to EN 1092, PN 16. Length according to EN 558-1, basic series 1, suitable for regulation of the flow rate, in heating and cold water systems, with test points. Temperature range -20 °C to 110 °C.</p> <p>F 4006</p>		8	4-15	50	F 4006 62	1	
		8	5.80-23	65	F 4006 63	1	
		8	9-36	80	F 4006 64	1	
		8	10.75-43	100	F 4006 65	1	
		6	25-100	125	F 4006 66	1	
		6	37.50-150	125 HF	F 4006 56	1	
		6	36.25-145	150	F 4006 67	1	
		6	50-200	150 HF	F 4006 57	1	
		6	52.50-210	200 SF	F 4006 68	1	
		6	75-300	200 HF	F 4006 58	1	
		6	87.5-350	200 UHF	F 4006 48	1	
		6	87.5-350	250 SF	F 4006 69	1	
		6	102.5-410	250 HF	F 4006 59	1	

Electric drives, see section 8.  
Selection matrix, see pages 267-268.

## Control valves


Model		kvs	DN	Order number	Sale Unit	€
 <p><b>HERZ Straight control valve</b> Body of grey cast iron GJL 250 according to EN 1561, flange according to EN 1092, PN 16. Length according to EN 558-1, basic series 1, equal percentage characteristic graph. Max. operating temperature: 150°C.</p>		1	15	F 4035 01	1	
		1.6	15	F 4035 11	1	
		2.5	15	F 4035 21	1	
		4	15	F 4035 31	1	
		6.3	25	F 4035 03	1	
		10	25	F 4035 13	1	
		16	32	F 4035 04	1	
		25	40	F 4035 05	1	
		40	50	F 4035 16	1	
		63	65	F 4035 07	1	
		100	80	F 4035 08	1	
		160	100	F 4035 09	1	
		250	125	F 4035 10	1	
		330	150	F 4035 41	1	
	630	200	F 4035 42	1		
	710	250	F 4035 54	1		
 <p><b>HERZ 2 port control valve</b> Body of spheroidal graphite iron GJS 400-18-LT according to EN 1563, flange according to EN 1092, PN 25. Length according to EN 558-1, basic series 1, equal percentage characteristic graph. Max. operating temperature: 150°C.</p>		1	15	F 4035 40	1	
		1.6	15	F 4035 51	1	
		2.5	15	F 4035 61	1	
		4	15	F 4035 71	1	
		6.3	25	F 4035 43	1	
		10	25	F 4035 53	1	
		16	32	F 4035 44	1	
		25	40	F 4035 45	1	
		40	50	F 4035 56	1	
		63	65	F 4035 47	1	
		100	80	F 4035 48	1	
		160	100	F 4035 49	1	
		250	125	F 4035 50	1	
		330	150	F 4035 52	1	
 <p><b>HERZ three-port control valve</b> Body of grey cast iron GJL 250 according to EN 1561, flange according to EN 1092, PN 16. Length according to EN 558-1, basic series 1, equal percentage characteristic graph. Max. operating temperature: 150°C.</p>		1	15	F 4037 01	1	
		1.6	15	F 4037 11	1	
		2.5	15	F 4037 21	1	
		4	15	F 4037 31	1	
		6.3	25	F 4037 03	1	
		10	25	F 4037 13	1	
		16	32	F 4037 04	1	
		25	40	F 4037 05	1	
		40	50	F 4037 16	1	
		63	65	F 4037 07	1	
		100	80	F 4037 08	1	
		160	100	F 4037 09	1	
		250	125	F 4037 10	1	
		330	150	F 4037 41	1	

Electric drives, see section 8.

Suitable actuators can be found in the selection table for drives at the end of the product range.




Note the max. medium temperatures for the actuators!

## Shutoff valves with straight body, flanged design

Model	kvs	DN	Order number	Sale Unit	€
 <p><b>4218 AGF STRÖMAX-AGF</b></p>	<b>STRÖMAX-AGF shutoff valve with straight body, flanged design</b> Body of grey cast iron GJL 250 according to EN 1561, flange according to EN 1092, PN 16; length according to ÖNORM EN-558-1, basic series 1; painted blue. Upper part of brass. Non-rising spindle, spindle sealing with double O-ring.				
	11.0	25	1 4218 53	1	
	20.1	32	1 4218 54	1	
	30.4	40	1 4218 55	1	
	36.9	50	1 4218 56	1	
	62.5	65	1 4218 57	1	
	75.0	80	1 4218 58	1	




## Butterfly valves

### Wafer design semi-lugged ZF, for clamping

Model	kvs	DN	Order number	Sale Unit	€
 <p><b>4219 ZF</b></p>	<b>HERZ butterfly valve</b> Body of grey cast iron GJL 250 according to EN 1561, painted blue, actuation with hand lever. Max. operating pressure: PN 16 Max. operating temperature: 110°C				
	91	50	1 4219 01	1	
	206	65	1 4219 02	1	
	436	80	1 4219 03	1	
	660	100	1 4219 04	1	
	1300	125	1 4219 05	1	
	2100	150	1 4219 06	1	
	4100	200	1 4219 07	1	
	6090	250	1 4219 08	1	
9570	300	1 4219 09	1		
	As above, but without actuation				
	91	50	1 4219 21	1	
	206	65	1 4219 22	1	
	436	80	1 4219 23	1	
	660	100	1 4219 24	1	
	1300	125	1 4219 25	1	
	2100	150	1 4219 26	1	
	4100	200	1 4219 27	1	
	6090	250	1 4219 28	1	
9570	300	1 4219 29	1		
	As above, but with gearbox				
	91	50	1 4219 61	1	
	206	65	1 4219 62	1	
	436	80	1 4219 63	1	
	660	100	1 4219 64	1	
	1300	125	1 4219 65	1	
	2100	150	1 4219 66	1	
	4100	200	1 4219 67	1	
	6090	250	1 4219 68	1	
9570	300	1 4219 69	1		


## Butterfly valves

### Flanged design AF fully lugged


Model		kvs	DN	Order number	Sale Unit	€
 <p><b>4219 AF</b></p>	<p><b>HERZ butterfly valve</b>                      Body of spheroidal graphite iron GJS400-15 according to EN 1563, painted blue, hand lever with spring-activated locking and integrated locking hole, valve plate of stainless steel 14408, EPDM lining and seal, fully lugged design with four to eight threaded lugs with metric thread.                      Max. operating pressure: 16 bar.                      Max. operating temperature: 110 °C.</p>	91	50	1 4219 11	1	
		206	65	1 4219 12	1	
		436	80	1 4219 13	1	
		660	100	1 4219 14	1	
		1300	125	1 4219 15	1	
		2100	150	1 4219 16	1	
		4100	200	1 4219 17	1	
	<p>As above, but without actuation and with maximum operating pressure PN 16 for DN 50 to DN 300.</p>	91	50	1 4219 31	1	
		206	65	1 4219 32	1	
		436	80	1 4219 33	1	
		660	100	1 4219 34	1	
		1300	125	1 4219 35	1	
		2100	150	1 4219 36	1	
		4100	200	1 4219 37	1	
	<p>As above, but with gearbox and with maximum operating pressure PN 16 for DN 50 to DN 300.</p>	91	50	1 4219 71	1	
		206	65	1 4219 72	1	
		436	80	1 4219 73	1	
		660	100	1 4219 74	1	
		1300	125	1 4219 75	1	
		2100	150	1 4219 76	1	
		4100	200	1 4219 77	1	
6090	250	1 4219 78	1			
9570	300	1 4219 79	1			


	<p><b>Gear for butterfly valves</b>                      Gear for butterfly valve including handwheel                      As a gear drive for intermediate flanged butterfly valves 1 4219 21-29 and for flanged butterfly valves 1 4219 61-69 and for flanged butterfly valves 1 4219 71-79, gray cast iron, painted black, gear mechanism made of steel, handwheel made of sheet steel painted, handwheel included.</p>	50-80	1 4219 94	1	
		100-150	1 4219 95	1	
		200	1 4219 96	1	
		250-300	1 4219 97	1	

## Strainer, mesh size 0.75 mm - 1.25 mm

Model	Mesh size	kvs	DN	Order number	Sale Unit	€
 <p><b>4111 F</b></p>	<b>HERZ strainer with inclined body and flanged connection. With fine-mesh strainer of chromium-nickel steel.</b> Body of grey cast iron GJL 250 according to EN 1561, flange according to EN 1092, PN 16; length according to ÖNORM EN 558-1, basic series 1, painted blue. Cover with drain hole and sealing plug 1/2. Four holes Rp 1/4 with sealing plugs for differential pressure measurement. Test points 1 <b>0284 01</b> and 1 <b>0284 02</b> must be ordered separately.					
	0.75 mm	11	25	1 4111 83	1	
	0.75 mm	18	32	1 4111 84	1	
	0.75 mm	27	40	1 4111 85	1	



## Strainer

	<b>HERZ strainer with inclined body and flanged connection.</b> With fine-mesh strainer of chromium-nickel steel. DN 50 - 300: Body of grey cast iron GJL 250 according to EN 1561 DN 350 - 500: Body of spheroidal graphite iron GJS400-15 according to EN 1563. Flange according to EN 1092, PN 16; painted blue. Cover with drain hole and sealing plug.					
	2 mm	51	50	4 4111 80	1	
	2 mm	70	65	4 4111 81	1	
	2 mm	114	80	4 4111 82	1	
	2 mm	197	100	4 4111 83	1	
	4 mm	271	125	4 4111 84	1	
	4 mm	349	150	4 4111 85	1	
	5 mm	449	200	4 4111 86	1	
	5 mm	994	250	4 4111 87	1	
	6 mm	1396	300	4 4111 88	1	
	6 mm	2461	350	4 4111 89	1	
	6 mm	3645	400	4 4111 90	1	
6 mm	5675	500	4 4111 92	1		

Model	DN	Order number	Sale Unit	€
	50 - 65	1 4218 22	1	
	80 - 100	1 4218 23	1	
	125 - 150	1 4218 24	1	
	200 - 250	1 4218 25	1	
	300	1 4218 26	1	





## Gate valves

Model	DN	Order number	Sale Unit	€
 <p><b>Single-wedge gate valve with non-rising spindle</b>                      Dezincification-resistant brass,                      socket x socket,                      Spindle sealing with double O-ring made of FKM.                      PN 20 bar.                      Suitable for heating oil (max. 60 °C)                      Max. operating temperature: 120 °C                      (discontinued article)</p>	15	1 4112 31	10	
	25	1 4112 33	10	
	32	1 4112 34	5	
	40	1 4112 35	5	
	50	1 4112 36	5	
 <p><b>Single-wedge gate valves with non-rising spindle,</b>                      Dezincification-resistant brass, socket x socket,                      Spindle sealing with double O-ring made of EPDM.                      PN 20 bar.                      Max. operating temperature: 120 °C                      (discontinued article)</p>	25	1 4113 13	10	
	32	1 4113 14	5	
	40	1 4113 15	5	
	50	1 4113 16	5	



## Shutoff valves "D" with inclined body and threaded sockets

Spindle sealing with double O-ring







Model		kvs	DN	Order number	Sale Unit	€
 <p><b>4125 D STRÖMAX-D</b></p>	<p><b>STRÖMAX-D, shutoff valve with inclined body, model with long threaded sockets.</b> Socket x socket, non-rising spindle, spindle sealing with double O-ring. Upper part sealed by O-ring in the body. Compression adapter connection: <b>DN 15:</b> Universal model with special sockets for threaded pipe and compression adapter connection. <b>DN 20:</b> Adapter 1 <b>6266</b> 20 and compression adapter G 3/4.  Adapters and compression adapters must be ordered separately. Max. operating temperature: 110°C. PN 20.</p>	4.8	15	1 4125 61	10	
		11.5	20	1 4125 62	10	
		21.5	25	1 4125 63	10	
		35.0	32	1 4125 64	5	
		48.0	40	1 4125 65	5	
		80.0	50	1 4125 66	5	
		127.0	65	1 4125 67	1	
		183.0	80	1 4125 68	1	
 <p><b>4125 AD STRÖMAX-AD</b></p>	<p><b>STRÖMAX-AD, shutoff valve with inclined body, model with long threaded sockets, with two holes.</b> Design as for STRÖMAX-D, but with two holes and one sealing screw. <b>DN 15–DN 50:</b> two holes 1/4, 1 sealing screw 2 <b>0273</b> 09 screwed on. The hand wheel made of polyamide. <b>DN 65–DN 80:</b> two holes 3/8, one sealing screw 2 <b>0273</b> 00 screwed on. The hand wheel made of steel sheet. Drain valve 1 <b>0276</b> must be ordered separately. Compression adapter connection: <b>DN 15:</b> Universal model with special sockets for threaded pipe and compression adapter connection. <b>DN 20:</b> Adapter 1 <b>6266</b> 20 and compression adapter G 3/4.  Adapters and compression adapters must be ordered separately.</p>	4.8	15	1 4125 71	10	
		11.5	20	1 4125 72	10	
		21.5	25	1 4125 73	10	
		35.0	32	1 4125 74	5	
		48.0	40	1 4125 75	5	
		82.0	50	1 4125 76	5	
		127.0	65	1 4125 77	1	
		183.0	80	1 4125 78	1	

## Shutoff valves with inclined body and threaded sockets







Spindle sealing with double O-ring

 <p><b>4115 STRÖMAX</b></p>	<p><b>STRÖMAX shutoff valve with inclined body</b> Socket x socket. Spindle sealing with double O-ring. Upper part sealed by O-ring in the body. Compression adapter connection: <b>DN 10–DN 15:</b> Universal models with special sockets for threaded pipe and compression adapter connection. <b>DN 20:</b> Adapter 1 <b>6266</b> 20 and compression adapter G 3/4.  Adapters and compression adapters must be ordered separately. Max. operating temperature: 110°C. PN 20.</p>	3.0	10	1 4115 00	10	
		4.0	15	1 4115 01	10	
		10.5	20	1 4115 02	10	
		18.0	25	1 4115 03	10	
		32.5	32	1 4115 04	5	
		44.0	40	1 4115 05	5	
		87.0	50	1 4115 06	5	
		112.0	65	1 4115 07	1	
175.0	80	1 4115 08	1			
 <p><b>4115 A STRÖMAX-A</b></p>	<p><b>STRÖMAX-A, shutoff valve with inclined body, with two holes.</b> Design as for STRÖMAX, however with two holes and one sealing screw. <b>DN 15–DN 50:</b> two holes 1/4, 1 sealing screw 2 <b>0273</b> 09 screwed on. <b>DN 65–DN 80:</b> two holes 3/8, one sealing screw 2 <b>0273</b> 00 screwed on. Drain valve 1 <b>0276</b> must be ordered separately.</p>	4.0	15	1 4115 11	10	
		10.5	20	1 4115 12	10	
		18.0	25	1 4115 13	10	
		32.5	32	1 4115 14	5	
		44.0	40	1 4115 15	5	
		87.0	50	1 4115 16	5	
		112.0	65	1 4115 17	1	
175.0	80	1 4115 18	1			




## Ball valves

Model	PN	DN	Order number	Sale Unit	€
 <p><b>Ball valve - extended T-handle with thermometer, red, PN 25</b> Socket x socket. Body of forged brass, nickel-plated, with full bore. Ball sealing PTFE, spindle seal with PTFE. Female thread according to ISO 228. Min. operating temperature: - 30 °C (water +0.5 °C), max. operating temperature: 150 °C (water up to 110 °C, no steam).</p>	25	15	1 2201 61	25	
	25	20	1 2201 62	25	
	25	25	1 2201 63	5	
	25	32	1 2201 64	16	
	25	40	1 2201 65	8	
	25	50	1 2201 66	4	
 <p><b>Ball valve - extended T-handle with thermometer, blue, PN 25</b> Socket x socket. Body of forged brass, nickel-plated, with full bore. Ball sealing PTFE, spindle seal with PTFE. Female thread according to ISO 228. Min. operating temperature: - 30 °C (water +0.5 °C), max. operating temperature: 150 °C (water up to 110 °C, no steam).</p>	25	15	1 2201 71	25	
	25	20	1 2201 72	25	
	25	25	1 2201 73	5	
	25	32	1 2201 74	16	
	25	40	1 2201 75	8	
	25	50	1 2201 76	4	
 <p><b>Ball valve with extended T-handle, red, PN 25</b> Socket x socket. Body of forged brass, nickel-plated, with full bore. Ball sealing PTFE, spindle seal with PTFE. Female thread according to ISO 228. Min. operating temperature: - 30 °C (water +0.5 °C), max. operating temperature: 150 °C (water up to 110 °C, no steam).</p>	25	15	1 2201 41	25	
	25	20	1 2201 42	25	
	25	25	1 2201 43	20	
	25	32	1 2201 44	16	
	25	40	1 2201 45	8	
	25	50	1 2201 46	4	
 <p><b>Ball valve with extended T-handle, blue, PN 25</b> Socket x socket. Body of forged brass, nickel-plated, with full bore. Ball sealing PTFE, spindle seal with PTFE. Female thread according to ISO 228. Min. operating temperature: - 30 °C (water +0.5 °C), max. operating temperature: 150 °C (water up to 110 °C, no steam).</p>	25	15	1 2201 51	25	
	25	20	1 2201 52	25	
	25	25	1 2201 53	20	
	25	32	1 2201 54	16	
	25	40	1 2201 55	8	
	25	50	1 2201 56	4	
 <p><b>Ball valve with lever handle (silumin), PN 25</b> Socket x socket. Body of forged brass, nickel-plated, with full bore. Ball sealing PTFE, Spindle seal with PTFE. Female thread according to ISO 228. Min. operating temperature: - 30 °C (water +0.5 °C), max. operating temperature: 150 °C (water up to 110 °C, no steam).</p>	25	15	1 2201 01	25	
	25	20	1 2201 02	25	
	25	25	1 2201 03	20	
	25	32	1 2201 04	16	
	25	40	1 2201 05	8	
	25	50	1 2201 06	4	
 <p><b>Ball valve with T-handle (silumin), PN 25</b> Socket x socket. Body of forged brass, nickel-plated, with full bore. Ball sealing PTFE, Spindle seal with PTFE. Female thread according to ISO 228. Min. operating temperature: - 30 °C (water +0.5 °C), max. operating temperature: 150 °C (water up to 110 °C, no steam).</p>	25	15	1 2201 11	10	
	25	20	1 2201 12	10	
	25	25	1 2201 13	5	
	25	32	1 2201 14	16	







## Ball valves

Model	PN	DN	Order number	Sale Unit	€
 <p><b>Ball valve with lever handle (sheet steel galvanised), PN 25</b>                      Socket x socket. Body of forged brass, nickel-plated, with full bore. Ball sealing PTFE. Spindle seal with PTFE. Female thread according to ISO 228.                      Min. operating temperature: - 30 °C (water +0.5 °C), max. operating temperature: 150 °C (water up to 110 °C, no steam).</p>	25	15	1 2201 21	10	
	25	20	1 2201 22	10	
	25	25	1 2201 23	5	
	25	32	1 2201 24	5	
	25	40	1 2201 25	8	
	25	50	1 2201 26	4	
 <p><b>Ball valve with T-handle (sheet steel galvanised), PN 25</b>                      Socket x socket. Body of forged brass, nickel-plated, with full bore. Ball sealing PTFE. Spindle seal with PTFE. Female thread according to ISO 228.                      Min. operating temperature: - 30 °C (water +0.5 °C), max. operating temperature: 150 °C (water up to 110 °C, no steam).</p>	25	15	1 2201 31	10	
	25	20	1 2201 32	10	
	25	25	1 2201 33	20	
	25	32	1 2201 34	16	
 <p><b>Ball valve with lever handle (silumin), PN 25</b>                      Socket x connection nipple. Body of forged brass, nickel-plated, with full bore. Ball sealing PTFE, EPDM screw connection, spindle seal with PTFE. Female thread according to ISO 228.                      Min. operating temperature: - 30 °C (water +0.5 °C), max. operating temperature: 150 °C (water up to 110 °C, no steam).</p>	25	15	1 2211 01	25	
	25	20	1 2211 02	25	
	25	25	1 2211 03	20	
	25	32	1 2211 04	16	
	25	40	1 2211 05	8	
	25	50	1 2211 06	4	
 <p><b>Ball valve with T-handle (silumin), PN 25</b>                      Socket x connection nipple. Body of forged brass, nickel-plated, with full bore. Ball sealing PTFE, EPDM screw connection, spindle seal with PTFE. Female thread according to ISO 228.                      Min. operating temperature: - 30 °C (water +0.5 °C), max. operating temperature: 150 °C (water up to 110 °C, no steam).</p>	25	15	1 2211 11	10	
	25	20	1 2211 12	10	
	25	25	1 2211 13	5	
	25	32	1 2211 14	16	
 <p><b>Ball valve with lever handle (sheet steel galvanised), PN 25</b>                      Socket x connection nipple. Body of forged brass, nickel-plated, with full bore. Ball sealing PTFE, EPDM screw connection, spindle seal with PTFE. Female thread according to ISO 228.                      Min. operating temperature: - 30 °C (water +0.5 °C), max. operating temperature: 150 °C (water up to 110 °C, no steam).</p>	25	15	1 2211 21	25	
	25	20	1 2211 22	25	
	25	25	1 2211 23	20	
	25	32	1 2211 24	16	
	25	40	1 2211 25	8	
	25	50	1 2211 26	4	
 <p><b>Ball valve with T-handle (sheet steel galvanised), PN 25</b>                      Socket x connection nipple. Body of forged brass, nickel-plated, with full bore. Ball sealing PTFE, EPDM screw connection, spindle seal with PTFE. Female thread according to ISO 228.                      Min. operating temperature: - 30 °C (water +0.5 °C), max. operating temperature: 150 °C (water up to 110 °C, no steam).</p>	25	15	1 2211 31	10	
	25	20	1 2211 32	25	
	25	25	1 2211 33	20	
	25	32	1 2211 34	16	






## Ball valves

Model	PN	DN	Order number	Sale Unit	€
 <p><b>Ball valve with lever handle (sheet steel galvanised), PN 25</b>                      Socket x nipple. Body of forged brass, nickel-plated, with full bore. Ball sealing PTFE. Spindle seal with PTFE. Female thread according to ISO 228.                      Min. operating temperature: - 30 °C (water +0.5 °C), max. operating temperature: 150 °C (water up to 110 °C, no steam).</p>	25	15	1 2202 21	25	
	25	20	1 2202 22	25	
	25	25	1 2202 23	25	
	25	32	1 2202 24	25	
	25	40	1 2202 25	25	
	25	50	1 2202 26	25	
 <p><b>Ball valve with lever handle (silumin), PN 25</b>                      Socket x nipple. Body of forged brass, nickel-plated, with full bore. Ball sealing PTFE. Spindle seal with PTFE. Female thread according to ISO 228.                      Min. operating temperature: - 30 °C (water +0.5 °C), max. operating temperature: 150 °C (water up to 110 °C, no steam).</p>	25	15	1 2228 01	25	
	25	20	1 2228 02	25	
	25	25	1 2228 03	16	
	25	32	1 2228 04	16	
	25	40	1 2228 05	8	
	25	50	1 2228 06	4	
 <p><b>Ball valve with T-handle (silumin), PN 25</b>                      Socket x nipple. Body of forged brass, nickel-plated, with full bore. Ball sealing PTFE. Spindle seal with PTFE. Female thread according to ISO 228.                      Min. operating temperature: - 30 °C (water +0.5 °C), max. operating temperature: 150 °C (water up to 110 °C, no steam).</p>	25	15	1 2228 11	10	
	25	20	1 2228 12	25	
	25	25	1 2228 13	16	
	25	32	1 2228 14	16	






## Ball valves Multiport

Model	PN	DN	Order number	Sale Unit	€
 <p><b>Ball valve Multiport with lever handle, PN 25</b> Ball valves with plug and drain plug. Socket x socket. DN15–DN25: Plug G1/4" with immersion sleeve, drain plug G1/4", DN32–DN50: plug G1/2", drain plug G1/2". Body made of forged brass, nickel-plated, Ball made of forged brass, chrome-plated. Ball seals in PTFE, spindle seal with PTFE. Threads according to ISO 228. Operating temperature range: -10 °C to +110 °C, (water +0,5 °C bis +110 °C – no steam). Pressure gauge and thermometer must be ordered separately.</p>	25	15	1 2416 01	25	
	25	20	1 2416 02	25	
	25	25	1 2416 03	16	
	25	32	1 2416 04	16	
	25	40	1 2416 05	8	
 <p><b>Ball valve Multiport with T-handle, PN 25</b> Ball valves with plug and drain plug. Socket x socket. DN15–DN25: Plug G1/4" with immersion sleeve, drain plug G1/4", DN32: plug G1/2", drain plug G1/2". Body made of forged brass, nickel-plated, Ball made of forged brass, chrome-plated. Ball seals in PTFE, spindle seal with PTFE. Threads according to ISO 228. Operating temperature range: -10 °C to +110 °C, (water +0,5 °C bis +110 °C – no steam). Pressure gauge and thermometer must be ordered separately.</p>	25	15	1 2417 01	25	
	25	20	1 2417 02	25	
	25	25	1 2417 03	16	
	25	32	1 2417 04	16	
 <p><b>Ball valve Multiport with lever handle, PN 25</b> with M10 thread for water meter sensor. Socket x socket. Plug M10 with Teflon seal, drain plug G1/4", Body of forged brass, nickel-plated, Ball made of forged brass, chrome-plated. Ball seals in PTFE, spindle seal with PTFE. Threads according to ISO 228. Operating temperature range: -10 °C to +110 °C, (water +0,5 °C bis +110 °C – no steam).</p>	25	15	1 2416 11	25	
	25	20	1 2416 12	25	
 <p><b>Ball valve Multiport with T-handle, PN 25</b> with M10 thread for water meter sensor. Socket x socket. Plug M10 with Teflon seal, drain plug G1/4", Body of forged brass, nickel-plated, Ball made of forged brass, chrome-plated. Ball seals in PTFE, spindle seal with PTFE. Threads according to ISO 228. Operating temperature range: -10 °C bis +110 °C, (water +0,5 °C bis +110 °C – no steam).</p>	25	15	1 2417 11	25	
	25	20	1 2417 12	25	
 <p><b>Ball valve Multiport with lever handle, PN 25</b> Ball valves with plug and drain plug. Socket x socket, length as 1 2201 01/02. Plug G1/4" with immersion sleeve, drain plug G1/4", Body of forged brass, nickel-plated, Ball made of forged brass, chrome-plated. Ball seals in PTFE, spindle seal with PTFE. Threads according to ISO 228. Operating temperature range: -10 °C to +110 °C, (water +0,5 °C bis +110 °C – no steam). Pressure gauge and thermometer must be ordered separately.</p>	25	15	1 2416 21	25	
	25	20	1 2416 22	25	
 <p><b>Ball valve Multiport with T-handle, PN 25</b> Ball valves with plug and drain valve. Socket x socket, length as 1 2201 11/12. Plug G1/4" with immersion sleeve, drain plug G1/4", Body of forged brass, nickel-plated, Ball made of forged brass, chrome-plated. Ball seals in PTFE, spindle seal with PTFE. Threads according to ISO 228. Operating temperature range: -10 °C to +110 °C, (water +0,5 °C bis +110 °C – no steam). Pressure gauge and thermometer must be ordered separately.</p>	25	15	1 2417 21	25	
	25	20	1 2417 22	25	

## Spare parts for Multiport ball valves

Model		Order number	Sale Unit	€
	<b>Drain plug G1/4"</b> (DN15-DN25)	1 0241 09	1	
	<b>Drain plug G1/2"</b> (DN32-DN50)	1 6383 23	1	
	<b>Plug G1/4" with immersion sleeve</b> (DN15-DN25)	1 0240 09	1	
	<b>Plug G1/2"</b> (DN32-DN50)	1 2331 01	1	
	<b>Plug M10 with teflon seal</b> (DN15-DN20)	1 0242 09	1	

## Accessories for Multiport ball valves

	<b>Pressure gauge 0-10 bar</b> G1/4"	1 2682 34	1	
	<b>Thermometer 0 - 120 °C</b> for plug with immersion sleeve	1 0240 01	1	
	<b>Reducing plug G1/2"-1/4"</b> (DN32-DN50)	1 0241 01	1	
	<b>Drain valve G1/2"</b> INOX (DN32-DN50)	1 8635 56	1	
	<b>Ball valve with spigot and union nut</b> G1/2" (DN32-DN50)	1 2512 01	1	








## Ball valves

Model	PN	DN	Order number	Sale Unit	€
 <p><b>Ball valve with extended T-handle with thermometer, red, PN 25</b> Socket x socket. Body of forged, dezincification-resistant special brass, with full bore. Ball sealing PTFE, spindle sealing with PTFE. Female thread according to ISO 228. Min. operating temperature: - 30 °C (water +0.5 °C), max. operating temperature: 150 °C (water up to 110 °C, no steam).</p>	25	15	1 2206 61	25	
	25	20	1 2206 62	10	
	25	25	1 2206 63	20	
	25	32	1 2206 64	16	
	25	40	1 2206 65	8	
	25	50	1 2206 66	4	
 <p><b>Ball valve with extended T-handle with thermometer, blue, PN 25</b> Socket x socket. Body of forged, dezincification-resistant special brass, with full bore. Ball sealing PTFE, spindle sealing with PTFE. Female thread according to ISO 228. Min. operating temperature: - 30 °C (water +0.5 °C), max. operating temperature: 150 °C (water up to 110 °C, no steam).</p>	25	15	1 2206 71	25	
	25	20	1 2206 72	10	
	25	25	1 2206 73	20	
	25	32	1 2206 74	16	
	25	40	1 2206 75	8	
	25	50	1 2206 76	4	
 <p><b>Ball valve with extended T-handle, red, PN 25</b> Socket x socket. Body of forged, dezincification-resistant special brass, with full bore. Ball sealing PTFE, spindle sealing with PTFE. Female thread according to ISO 228. Min. operating temperature: - 30 °C (water +0.5 °C), max. operating temperature: 150 °C (water up to 110 °C, no steam).</p>	25	15	1 2206 41	25	
	25	20	1 2206 42	25	
	25	25	1 2206 43	20	
	25	32	1 2206 44	16	
	25	40	1 2206 45	8	
	25	50	1 2206 46	4	
 <p><b>Ball valve with extended T-handle, blue, PN 25</b> Socket x socket. Body of forged, dezincification-resistant special brass, with full bore. Ball sealing PTFE, spindle sealing with PTFE. Female thread according to ISO 228. Min. operating temperature: - 30 °C (water +0.5 °C), max. operating temperature: 150 °C (water up to 110 °C, no steam).</p>	25	15	1 2206 51	25	
	25	20	1 2206 52	25	
	25	25	1 2206 53	20	
	25	32	1 2206 54	16	
	25	40	1 2206 55	8	
	25	50	1 2206 56	4	
 <p><b>Ball valve with lever handle (silumin), PN 25</b> Socket x socket. Body of forged, dezincification-resistant special brass, with full bore. Ball sealing PTFE. Spindle seal with PTFE. Female thread according to ISO 228. Min. operating temperature: - 30 °C (water +0.5 °C), max. operating temperature: 150 °C (water up to 110 °C, no steam).</p>	25	15	1 2206 01	25	
	25	20	1 2206 02	25	
	25	25	1 2206 03	20	
	25	32	1 2206 04	16	
	25	40	1 2206 05	8	
	25	50	1 2206 06	4	
 <p><b>Ball valve with T-handle (silumin), PN 25</b> Socket x socket. Body of forged, dezincification-resistant special brass, with full bore. Ball sealing PTFE. Spindle seal with PTFE. Female thread according to ISO 228. Min. operating temperature: - 30 °C (water +0.5 °C), max. operating temperature: 150 °C (water up to 110 °C, no steam).</p>	25	15	1 2206 11	25	
	25	20	1 2206 12	25	
	25	25	1 2206 13	20	
	25	32	1 2206 14	16	


## Ball valves

Model	PN	DN	Order number	Sale Unit	€
 <p><b>Ball valve with lever handle (sheet steel galvanised), PN 25</b>                      Socket x socket. Body of forged, dezincification-resistant special brass, with full bore. Ball sealing PTFE, Spindle sealing with PTFE.                      Female thread according to ISO 228.                      Min. operating temperature: - 30 °C (water +0.5 °C), max. operating temperature: 150 °C (water up to 110 °C, no steam).</p>	25	15	1 2206 21	25	
	25	20	1 2206 22	25	
	25	25	1 2206 23	20	
	25	32	1 2206 24	16	
	25	40	1 2206 25	8	
	25	50	1 2206 26	4	
 <p><b>Ball valve with T-handle (sheet steel galvanised), PN 25</b>                      Socket x socket. Body of forged, dezincification-resistant special brass, with full bore. Ball sealing PTFE, Spindle sealing with PTFE.                      Female thread according to ISO 228.                      Min. operating temperature: - 30 °C (water +0.5 °C), max. operating temperature: 150 °C (water up to 110 °C, no steam).</p>	25	15	1 2206 31	25	
	25	20	1 2206 32	25	
	25	25	1 2206 33	20	
	25	32	1 2206 34	16	
 <p><b>Ball valve with lever handle (silumin), N 25</b>                      Socket x connection nipple. Body of forged, dezincification-resistant special brass, with full bore. Ball sealing PTFE, EPDM screw connection, spindle sealing with PTFE.                      Female thread according to ISO 228.                      Min. operating temperature: - 30 °C (water +0.5 °C), max. operating temperature: 150 °C (water up to 110 °C, no steam).</p>	25	15	1 2216 01	25	
	25	20	1 2216 02	25	
	25	25	1 2216 03	20	
	25	32	1 2216 04	16	
	25	40	1 2216 05	8	
	25	50	1 2216 06	4	
 <p><b>Ball valve with T-handle (silumin), PN 25</b>                      Socket x connection nipple. Body of forged, dezincification-resistant special brass, with full bore. Ball sealing PTFE, EPDM screw connection, spindle sealing with PTFE.                      Female thread according to ISO 228.                      Min. operating temperature: - 30 °C (water +0.5 °C), max. operating temperature: 150 °C (water up to 110 °C, no steam).</p>	25	15	1 2216 11	25	
	25	20	1 2216 12	10	
	25	25	1 2216 13	5	
	25	32	1 2216 14	16	
 <p><b>Ball valve with lever handle (sheet steel galvanised), PN 25</b>                      Socket x connection nipple. Body of forged, dezincification-resistant special brass, with full bore. Ball sealing PTFE, EPDM screw connection, spindle sealing with PTFE.                      Female thread according to ISO 228.                      Min. operating temperature: - 30 °C (water +0.5 °C), max. operating temperature: 150 °C (water up to 110 °C, no steam).</p>	25	15	1 2216 21	25	
	25	20	1 2216 22	25	
	25	25	1 2216 23	20	
	25	32	1 2216 24	16	
	25	40	1 2216 25	8	
	25	50	1 2216 26	4	
 <p><b>Ball valve with T-handle (sheet steel galvanised), PN 25</b>                      Socket x connection nipple. Body of forged, dezincification-resistant special brass, with full bore. Ball sealing PTFE, EPDM screw connection, spindle sealing with PTFE.                      Female thread according to ISO 228.                      Min. operating temperature: - 30 °C (water +0.5 °C), max. operating temperature: 150 °C (water up to 110 °C, no steam).</p>	25	15	1 2216 31	25	
	25	20	1 2216 32	25	
	25	25	1 2216 33	20	
	25	32	1 2216 34	16	




## Ball valves - heavy-duty models

Model	PN	DN	Order number	Sale Unit	€
 <p><b>Ball valve with lever handle (silumin)</b> Socket x socket. Body of forged brass, nickel-plated, with full bore. Ball sealing PTFE, spindle sealing with PTFE. Female thread according to ISO 228. Min. operating temperature: - 30 °C (water +0.5 °C), max. operating temperature: 150 °C (water up to 110 °C, no steam).</p>	63	8	1 2100 09	25	
	63	10	1 2100 00	25	
	50	15	1 2100 01	10	
	50	20	1 2100 02	10	
	50	25	1 2100 03	5	
	40	32	1 2100 04	5	
	40	40	1 2100 05	12	
	40	50	1 2100 06	8	
	16	65	1 2100 07	10	
	16	80	1 2100 08	5	
 <p><b>Ball valve with drain valve and lever handle</b> Socket x socket. Body of forged brass, nickel-plated, with full bore. PTFE and NBR seals, spindle sealing with O-ring. Female thread according to ISO 228. Min. operating temperature: - 10 °C (water +0.5 °C), max. operating temperature: 80 °C.</p>	40	15	1 2402 01	10	
	40	20	1 2402 02	25	
	40	25	1 2402 03	5	
	40	32	1 2402 04	16	
	25	40	1 2402 05	12	
 <p><b>Ball valve with T-handle (silumin)</b> Socket x socket. Body of forged brass, nickel-plated, with full bore. Ball sealing PTFE, spindle sealing with PTFE. Female thread according to ISO 228. Min. operating temperature: - 30 °C (water +0.5 °C), max. operating temperature: 150 °C (water up to 110 °C, no steam).</p>	63	8	1 2100 19	25	
	63	10	1 2100 10	25	
	50	15	1 2100 11	25	
	50	20	1 2100 12	25	
	50	25	1 2100 13	16	
	40	32	1 2100 14	16	
 <p><b>Ball valve with drain valve and T-handle</b> Socket x socket. Body of forged brass, nickel-plated, with full bore. PTFE and NBR seals, spindle sealing with O-ring. Female thread according to ISO 228. Min. operating temperature: - 10 °C (water +0.5 °C), max. operating temperature: 80 °C.</p>	40	15	1 2402 11	25	
	40	20	1 2402 12	25	
	40	25	1 2402 13	16	
	40	32	1 2402 14	16	
 <p><b>Ball valve with lever handle (silumin)</b> Socket x socket. Body of forged dezincification-resistant brass, with full bore. Ball sealing PTFE, spindle sealing with PTFE. Female thread according to ISO 228. Min. operating temperature: - 30 °C (water +0.5 °C), max. operating temperature: 150 °C (water up to 110 °C, no steam).</p>	50	15	1 2190 01	10	
	50	20	1 2190 02	10	
	50	25	1 2190 03	5	
	40	32	1 2190 04	5	
	40	40	1 2190 05	1	
	40	50	1 2190 06	1	
 <p><b>Ball valve with extended spindle and lever handle</b> Socket x socket. Body of forged dezincification-resistant brass, with full bore. PTFE. seals, spindle sealing with O-ring. Female thread according to ISO 228. Min. operating temperature: - 10 °C (water +0.5 °C), max. operating temperature: 130 °C (water up to 110 °C, no steam) .</p>	50	15	1 2190 21	10	
	50	20	1 2190 22	10	
	50	25	1 2190 23	5	
	50	32	1 2190 24	5	
	25	40	1 2190 25	1	
	25	50	1 2190 26	1	
 <p><b>Three-port ball valve</b> Socket x socket. Body of forged brass, nickel-plated, with full bore. Ball sealing PTFE, spindle sealing with PTFE. Female thread according to ISO 228. Min. operating temperature: - 30 °C (water +0.5 °C), max. operating temperature: 150 °C (water up to 110 °C, no steam).</p>	40	15	1 2412 01	50	


## Ball valve with lever handle and press connection

Model	PN	DN	Order number	Sale Unit	€
 <p><b>Ball valve with lever handle and press connection, PN 16</b> Model with pressed connection for aluminium composite pipes. Body of dezincification-resistant special brass. Brass ball, chrome-plated, with full bore - free of dead space. Press fitting TH not sealed when not compressed. Min. operating temperature: -10 °C (water +0.5 °C), max. operating temperature: 85 °C.</p>	16	16 x 2.0	T 7216 62	40	
		20 x 2.0	T 7220 62	40	
		26 x 3.0	T 7226 62	30	


## Ball valves

 <p><b>Ball valve with freely-rotating union nut, with lever handle (sheet steel galvanised), PN 16</b> Socket x union nut flat-sealing. Body of forged brass, nickel-plated. Brass ball, chrome-plated, with full bore. PTFE seals, spindle seal with O-ring. Female thread according to ISO 228. Suitable for the connection of heat meters or gas heaters. The union cut can be sealed with sealing wire. Min. operating temperature: - 10 °C (water +0.5 °C), max. operating temperature: 80°C.</p>	16	15	1 2442 01	50	
	16	20	1 2442 02	50	
 <p><b>Ball valve with freely-rotating union nut, with T-handle (sheet steel galvanised), PN 16</b> Socket x union nut flat-sealing. Body of forged brass, nickel-plated. Brass ball, chrome-plated, with full bore. PTFE seals, spindle seal with O-ring. Female thread according to ISO 228. Suitable for the connection of heat meters or gas heaters. The union cut can be sealed with sealing wire. Min. operating temperature: - 10 °C (water +0.5 °C), max. operating temperature: 80 °C.</p>	16	15	1 2442 11	50	
	16	20	1 2442 12	50	
 <p><b>Ball valve with freely-rotating union nut, with T-handle PN 25</b> Socket x union nut flat-sealing. Body of forged brass, nickel-plated. Brass ball, chrome-plated, with full bore. PTFE seals, spindle seal with O-ring. Female thread according to ISO 228. Suitable for the connection of heat meters or gas heaters. The union cut can be sealed with sealing wire. Min. operating temperature: - 30 °C (water: +0,5 °C), max. operating temperature: 150 °C (water: 110 °C).</p>	25	15	1 2221 01	50	
	25	20	1 2221 02	50	



## Spindle extension

Model	DN	Order number	Sale Unit	€
 <p><b>Spindle extension for HERZ ball valves</b> Spindle extensions enable/facilitate actuation of ball valves 1 22xx xx if insulation material (eg HERZ insulation shells 1 4096 2x) is fitted.</p>	15-20	1 2201 94	1	
	25-32	1 2201 95	1	
	40-50	1 2201 96	1	





## Angle ball valve

Model	PN	DN	Order number	Sale Unit	€
 <p><b>Ball valve with freely-rotating union nut, with T-handle (silumin), PN 25</b> Socket x union nut flat-sealing. Body of forged brass, nickel-plated. Brass ball, chrome-plated, with full bore. PTFE seals. Female thread according to ISO 228. Suitable for connection of heat meters or gas heaters. The union nut can be sealed with sealing wire. Min. operating temperature: -30 °C (water +0.5 °C), max. operating temperature: 150 °C (water up to 110 °C, no steam).</p>	25	15	1 2224 21	25	
	25	20	1 2224 22	25	


## Multifunction ball valve

Model	PN	DN	*) socket	Order number	Sale Unit	€
 <p><b>Multifunction ball valve with red hand wheel and thermometer 0–120 °C, PN 25</b> Socket x socket x nipple x socket additional connection*). Body of forged dezincification-resistant special brass, with full bore. Spindle sealing with PTFE and O-ring, female thread according to ISO 228. Connection for draining, or manometer. T-port of the ball allows for many applications, such as flushing or filling of full systems and parts of systems. Min. operating temperature: - 10 °C (water +0.5 °C), max. operating temperature: 110 °C.</p>	25	20	G 3/8" IG	1 2414 02	20	
	25	25	G 1/2" IG	1 2414 03	10	
	25	32	G 1/2" IG	1 2414 04	10	
 <p><b>Multifunction ball valve with blue hand wheel and thermometer 0–120 °C, PN 25</b> Socket x socket x nipple x socket additional connection*). Body of forged dezincification-resistant special brass, with full bore. Spindle sealing with PTFE and O-ring, female thread according to ISO 228. Connection for draining, or manometer. T-port of the ball allows for many applications, such as flushing or filling of full systems and parts of systems. Min. operating temperature: - 10 °C (water +0.5 °C), max. operating temperature: 110 °C.</p>	25	20	G 3/8" IG	1 2415 02	20	
	25	25	G 1/2" IG	1 2415 03	10	
	25	32	G 1/2" IG	1 2415 04	10	


## Ball valve

Model	PN	DN	*) nut	Order number	Sale Unit	€
 <p><b>Ball valve for pump with check valve, PN 16</b> Socket x union nut*). Body of forged brass, with full bore. Ball sealing PTFE, spindle seal with PTFE. Female thread according to ISO 228. Min. operating temperature: - 30 °C (water +0.5 °C), max. operating temperature: 150 °C (water up to 110 °C, no steam).</p>	16	25	1 1/2"	1 2268 03	32	
 <p><b>Ball valve for pump, PN 16</b> Socket x union nut*). Body of forged brass, with full bore. Ball sealing PTFE, spindle seal with PTFE. Female thread according to ISO 228. Min. operating temperature: - 30 °C (water +0.5 °C), max. operating temperature: 150 °C (water up to 110 °C, no steam).</p>	16	25	1 1/2"	1 2269 03	32	
 <p><b>Check valve and pump connection</b> Body of forged brass, female thread x male thread G1 1/2" x G1", EPDM seals, Max. operating temperature: 90 °C.</p>	25	20		1 2634 03	16	
 <p><b>Ball valve with T-handle and backflow preventer, PN 16</b> Socket x socket. Body of forged, dezincification-resistant special brass, ball without dead leg. PTFE and EPDM seals, spindle sealing with O-ring. Female thread according to ISO 228, spring-loaded backflow preventer of plastic installed. Min. operating temperature: -10°C (water +0.5°C), max. operating temperature: 85°C.</p>	16	15		1 2110 01	10	
	16	20		1 2110 02	10	


## Ball valve with connection for temperature sensor

Model	PN	DN	Order number	Sale Unit	€
 <p><b>Ball valve with connection for temperature sensor</b> Socket x socket. Body of forged brass, nickel-plated, with full bore. PTFE seals. Female thread according to ISO 228. Sensor connection M10. For use in combination with heat meters and cold water meters. In the open position the measured medium flows around the sensor – temperature changes can be detected quickly and reliably. When the ball valve is closed, the temperature sensor can be replaced without draining the heating system. Min. operating temperature: -30°C (water + 0.5°C), max. operating temperature: 150°C (water up to 110 °C, no steam).</p>	25	15	1 2202 81	25	
		20	1 2202 82	25	
		25	1 2202 83	16	


## Strainer, mesh size 0.5 mm

Model	kvs	PN	DN	Order number	Sale Unit	€
 <p><b>HERZ Strainer</b> Body of forged brass, socket x socket. Strainer mesh stainless steel. Max. operating temperature: 110°C.</p>	3.1	16	15	1 2662 01	25	
	6.3	16	20	1 2662 02	25	
	10.4	16	25	1 2662 03	16	
	16.5	16	32	1 2662 04	16	
	27.4	16	40	1 2662 05	8	
	36.7	16	50	1 2662 06	4	


## Strainer, mesh size 0.75 mm

Model	kvs	PN	DN	Order number	Sale Unit	€
 <p><b>HERZ Strainer</b> with strainer mesh stainless steel, body of dezincification-resistant brass - socket x socket. Max. operating temperature: 110°C.</p>	21.5	25	32	1 4111 14	5	
	30.0	25	40	1 4111 15	5	
	42.0	25	50	1 4111 16	5	
	64.3	16	65	1 4111 17	1	
	148.6	16	80	1 4111 18	1	


## Strainer with drain valve, mesh size 0.5 mm

 <p><b>ERZ Strainer</b> with drain valve, fine-mesh strainer chromium-nickel steel, body of dezincification-resistant brass - socket x socket. Compression adapter connection: <b>DN 15:</b> Universal model with special sockets for threaded pipe and compression adapter connection. <b>DN 20:</b> Adapter 1 6266 20 and compression adapter G 3/4. Adapters and compression adapters must be ordered separately. Max. operating temperature: 110°C.</p>	3.1	10	15	1 4111 41	10	
	7.1	10	20	1 4111 42	10	


## Strainer with drain valve, mesh size 0.5 mm

Model	G	kvs	PN	DN	Order number	Sale Unit	€
 <p><b>HERZ-strainer</b> Body made of dezincification-resistant brass, strainer mesh made of stainless steel, mesh size 0,5 mm; external thread connection flat sealing Max. operating temperature 130 °C, PN 25 bar</p>	3/4"	3.6	25	15	1 4111 21	5	
	1"	5.1	25	20	1 4111 22	5	
	1 1/4"	5.0	25	25	1 4111 23	5	
	1 1/2"	11.2	25	32	1 4111 24	5	


## Strainer insert for HERZ strainers

Model		Order number	Sale Unit	€
	<b>Strainer insert 0.50 mm for HERZ-strainer 1 2662 03 (DN 25)</b>	1 6386 13	1	
	<b>Strainer insert 0.75 mm for HERZ-strainer 1 4111 16 (DN 50)</b>	1 6386 16	1	
	<b>Strainer insert 0.75 mm for HERZ-strainer 1 4111 18 (DN 80)</b>	1 6386 18	1	

## Backflow preventer


Model		PN	DN	Order number	Sale Unit	€
	<b>HERZ spring check valve</b> Body of brass, EPDM seals, spring of stainless steel. Opening pressure: 0.02 bar. Temperature range from -10°C to +110°C.	25	15	1 2622 41	10	
		25	20	1 2622 42	10	
		25	25	1 2622 43	10	
		25	32	1 2622 44	10	
		25	40	1 2622 45	5	
		25	50	1 2622 46	5	

## Check valve


Model		DN	Order number	Sale Unit	€
	<b>HERZ check valve with filter basket</b> Backflow preventer made of forged brass, opening pressure: 0.02 bar, strainer mesh stainless steel, mesh size 1.25 mm.  Larger dimensions on request.	15	1 0237 01	1	
		20	1 0237 02	1	
		25	1 0237 03	1	





## Antifreeze valve

Model		DN	Order number	Sale Unit	€
	<b>Antifreeze valve</b> <b>Safety element for heat pumps</b> Body made of brass, EPDM seal, spring made of stainless steel. Nominal pressure: PN10, Max. operating temperature: 90 °C, Ambient temperature range: from -30 °C to +60 °C, Opening temperature: 3 °C, Closing temperature: 4 °C, Measurement accuracy: ± 1 K, Version G 1" Kv 55 m³/h, Discharge flow rate (3 bar): 1 l/h	25	1 2623 13	1	


## Boiler filling and drain valves

Model	PN	DN	Order number	Sale Unit	€
 <p><b>Boiler filling and drain valve THERMOFLEX, PN 10</b> Pipe connection with male thread. Body of forged brass. Brass plug, with full bore. EPDM seals, ease of motion thanks to disc spring and friction disc, hose connection with cap. Hose connection must be ordered separately. Min. operating temperature: - 30 °C (water +0.5 °C), max. operating temperature: 110 °C (no steam).</p>	10	10	1 4119 00	20	
	10	15	1 4119 01	20	
	10	20	1 4119 02	20	


## Boiler filling and drain valves

 <p><b>Boiler filling and drain valve, PN 10</b> Pipe connection with male thread. Body of forged brass, nickel-plated, with full bore. EPDM seals. The blind cap can also be used for actuation and can be secured against loss with a chain, Min. operating temperature: - 10 °C (water +0.5 °C), max. operating temperature: 110 °C (no steam).</p>	10	15	1 2512 11	25	
 <p><b>Ball valve with spigot and union nut 1/2", PN 10</b> Pipe connection with male thread. Body of forged brass, with full bore. PTFE and NBR seals. Min. operating temperature: - 10 °C (water +0.5 °C), max. operating temperature: 110 °C (no steam).</p>	10	15	1 2512 01	50	
	10	20	1 2512 02	20	




## Ball valve for expansion tank connection

Model	PN	DN	Order number	Sale Unit	€
 <p><b>Ball valve for expansion tank connection, PN 10</b> Socket x socket. Body of forged brass. Ball with full bore. PTFE seals, EPDM spindle seal. Female thread according to ISO 228. Connection on the heating side flat sealing, expansion tank connection thread sealing. Can be separated through dutch screwing. 1 2205 02 is suitable for direct assembly on 1 4513 30 (connection set for expansion tank). Min. operating temperature: -10 °C (water: +0.5 °C), max. operating temperature: 115 °C (water up to 110 °C, no steam).</p>	10	20	1 2205 02	25	
	10	25	1 2205 03	25	

## Automatic air vent


Model	PN	DN	Order number	Sale Unit	€
 <p><b>Automatic air vent MICRO mit Rückflussverhinderer 3/8"-1/2",</b> Body made of forged brass, Seals NBR. Max. operating temperature: 110 °C.</p>	8	15	1 2630 38	1	

## Air vents





Model	PN	DN	Order number	Sale Unit	€
 <p><b>Automatic air vents (release valve only)</b> Body of forged brass, NBR seals. Max. operating temperature: 110 °C.</p>	8	10	1 2630 02	25	
	8	20	1 2630 03	25	
	8	10	1 2630 00	10	
	8	15	1 2630 01	10	
 <p><b>Automatic air vent WE (release valve only)</b> Body of forged brass, EPDM seals. Max. operating temperature: 110 °C.</p>	10	10	1 2630 10	25	
	10	10	1 2630 11	25	
	10	15	1 2630 12	25	
 <p><b>Backflow preventer 3/8"-3/8"</b> body of brass, with O-ring. Max. operating temperature: 110 °C.</p>	10	10	1 2621 00	25	
	10	15	1 2621 01	25	

**7**



## Air and dirt separator

Model	DN	kvs	Order number	Sale Unit	€
 <p><b>HERZ air and dirt separator</b> Body of dezincification-resistant brass, with automatic air vent with backflow preventer, integrated magnet for separation of ferromagnetic particles, ball valve at bottom for draining the separated dirt, rotating connection element for installation in vertical as well as horizontal lines. Nominal pressure: 10 bar Operating pressure: 6 bar Max. operating temperature: 110 °C (without steam).</p>	20	12.1	1 1124 02	1	
	25	13.6	1 1124 03	1	
	32	14	1 1124 04	1	


## Air separators

Model	DN	Order number	Sale Unit	€
 <p><b>HERZ air separator</b> combined with automatic air vent, body of brass. Nominal pressure 12 bar, operating pressure 6 bar. Max. operating temperature: 110°C.</p>	20	0124 02	1	
	25	0124 03	1	
	32	0124 04	1	
	40	0124 05	1	
	50	0124 06	1	
 <p><b>HERZ solar air separator</b> combined with automatic air vent for solar systems, body of brass. Nominal pressure 10 bar, operating pressure 6 bar. Max. operating temperature: 150°C.</p>	20	0124 12	1	
	25	0124 13	1	
	32	0124 14	1	
 <p><b>HERZ automatic air vent for solar systems,</b> body of brass, nominal pressure 10 bar, operating pressure 6 bar. Max. operating temperature: 150°C.</p>	10	0101 00	1	
	15	0101 01	1	
 <p><b>HERZ backflow preventer</b> Body of brass, insert of high-temperature plastic, with O-ring at the air vent connection.</p>	15	0101 02	1	




## Design air vents

 <p><b>HERZ automatic air vent in angle model,</b> body of brass <b>chrome-plated</b> Nominal pressure 12 bar, operating pressure 3 bar. Max. operating temperature: 110°C. Connection R 1/2" self-sealing.</p>	15	0116 41	1	
	15	0116 44	1	
 <p><b>HERZ automatic air vent, straight model,</b> body of brass <b>chrome-plated</b> Nominal pressure 12 bar, operating pressure 3 bar. Max. operating temperature: 110°C. Connection R 1/2" self-sealing.</p>	15	0117 41	1	
	15	0117 44	1	




## Under-boiler magnetic filter

Model	DN	Order number	Sale Unit	€
 <p><b>Under-boiler magnetic filter</b> Nipple x union nut. Body of brass, nickel-plated, with full bore. EPDM seals. Integrated filter and magnet for separation of ferromagnetic particles. Backflow preventer before connection boiler, removable cap, possible cleaning of filter and magnet under system pressure. Max. operating temperature: 90 °C (no steam).</p>	20	1 1125 02	10	



## Safety valves

Model	PN	DN	Order number	Sale Unit	€
 <p><b>Boiler group</b> for heating water. Max. operating temperature: 110°C. Pressure: 0–3 bar.</p>	3	25	1 2104 15	1	
 <p><b>Pressure relief safety valve</b> Body of forged brass, VMQ-Silicon membrane, with seals and plastic cap Max. operating temperature: 110°C. For boiler output to 75 kW.</p> <p><b>Pressure relief safety valve</b> Body of forged brass, VMQ-Silicon membrane, with seals and plastic cap Max. operating temperature: 110°C. For boiler output to 100 kW.</p> <p>as above, but for boiler output to 150 kW</p>	2.5	15	1 2611 01	10	
	3	15	1 2612 01	10	
	4	15	1 2615 01	1	
	6	15	1 2613 01	10	
	8	15	1 2685 01	50	
	10	15	1 2695 01	50	
	1.8	20	1 2618 02	50	
	2.5	20	1 2604 02	100	
	3	20	1 2605 02	50	
	6	20	1 2606 02	100	
	8	20	1 2686 02	50	
	10	20	1 2696 02	50	
 <p>as above, but for boiler output to 200 kW</p> <p>as above, but for boiler output to 350 kW</p>	2.5	25	1 2607 03	30	
	3	25	1 2608 03	50	
	4	25	1 2647 03	50	
	5	25	1 2657 03	50	
	6	25	1 2667 03	50	
	8	25	1 2687 03	50	
	10	25	1 2697 03	50	
	2.5	32	1 2609 04	30	
	3	32	1 2610 04	30	
	6	32	1 2669 04	12	
	8	32	1 2689 04	12	


## Upper parts for inclined body valves manufactured as of 2004

Model	DN	Order number	Sale Unit	€
 <p><b>Upper part</b> for STRÖMAX shutoff valves with O-ring seal between upper part and body. Rising spindle</p> <p><b>4115, 4115 A</b></p>		1 6385 50	1	
		1 6385 52	1	
		1 6385 53	1	
		1 6385 54	1	
		1 6385 55	1	
		1 6385 56	1	
		1 6385 57	1	
		1 6385 58	1	
 <p><b>Upper part</b> for STRÖMAX-D shutoff valves. Non-rising spindle</p> <p><b>4125 D, 4125 AD 4325 D, 4325 AD</b></p>		1 6389 01	1	
		1 6389 02	1	
		1 6389 03	1	
		1 6389 04	1	
		1 6389 05	1	
		1 6389 06	1	
		1 6389 07	1	
		1 6389 08	1	
 <p><b>Hand wheel</b> with fastening screw for STRÖMAX-D, STRÖMAX-G</p>	15-50	1 6517 00	1	
	65-80	1 6519 17	1	



**7**

Model	Square	Ø hand wheel	Order number	Sale Unit	€	
 <p><b>Hand wheel</b> with fastening screw for gate valves and STRÖMAX compression gland models</p> <p><b>4115, 4115 A 4112, 4112 A</b></p>	6 mm	50 mm	1 6519 00	1		
	7 mm	60 mm	1 6519 02	1		
	8 mm	80 mm	1 6519 04	1		
	9 mm	80 mm	1 6519 06	1		
	<p><b>Hand wheel</b> with fastening screw for gate valves and STRÖMAX compression gland models</p> <p><b>4115, 4115 A, 4113</b></p>	6 mm	60 mm	1 6519 11	1	
		7 mm	70 mm	1 6519 12	1	
		7 mm	88 mm	1 6519 13	1	
		10 mm	130 mm	1 6519 17	1	
 <p><b>Hand wheel</b> with fastening screw for single-wedge gate valves</p> <p><b>4112</b></p>	6 mm	60 mm	1 6519 21	1		
	7 mm	70 mm	1 6519 22	1		
	7 mm	88 mm	1 6519 23	1		
	10 mm	130 mm	1 6519 27	1		


## Upper parts for inclined body valves, year of manufacture 1982-2004

Model	DN	Order number	Sale Unit	€
 <p><b>Upper part</b> for STRÖMAX shutoff valves with Klingerit seal between upper part and body.</p> <p><b>4115, 4115 A</b></p>	10	1 6385 00	1	
	15			
	20	1 6385 02	1	
	25	1 6385 03	1	
	32	1 6385 04	1	
	40	1 6385 05	1	
	50	1 6385 06	1	
	65	1 6385 07	1	
	80	1 6385 08	1	




## Drain valves manufactured up to 2004 for pipe fittings and old models of inclined body valves

Model	DN	Bestellnummer	VKE	€
 <b>Drain valve with handle</b> with Klingerit seal.	8	1 0270 09	1	
	10	1 0270 00	1	
 <b>Sealing screw</b> with Klingerit seal..	8	1 0272 09	1	
	10	1 0272 00	1	




## Upper parts for straight body valves

 <b>Upper part</b> for STRÖMAX-G shutoff valves.  <b>4215 G, 4215 AG, 4218 AGF</b>	15	1 6387 52	1	
	20			
	25	1 6387 53	1	
	32	1 6387 54	1	
	40	1 6387 55	1	
	50	1 6387 56	1	
	65	1 6387 57	1	
	80	1 6387 58	1	

## Spare parts for ball valves

 <b>Thermometer 0 - 120 °C</b> for ball valves with extended T-handle and thermometer 1 2201 61-66, 1 2206 61-66, 1 2201 71-76 and 1 2206 71-76		1 6386 58	1		
 <b>Lever handle for ball valve, red, steel galvanized</b> L = 90 mm, für 1 2201 21/22, 1 2211 21/22, 1 2206 21/22 and 1 2216 21/22 (DN 15/DN 20)		1 6386 59	1		
	<b>Lever handle for ball valve, red, steel galvanized</b> L = 135 mm, für 1 2201 23/24, 1 2211 23/24, 1 2206 23/24 and 1 2216 23/24 (DN 25/DN 32)		1 6386 60	1	
	<b>Lever handle for ball valve, red, steel galvanized</b> L = 180 mm, für 1 2201 25/26, 1 2211 25/26, 1 2206 25/26 and 1 2216 25/26 (DN 40/DN 50)		1 6386 61	1	
 <b>T-handle for ball valve, red, silumin</b> L = 55 mm, für 1 2100 11/12, 1 2160 11/12 and 1 2180 11/12 (DN 15/DN 20)		1 6386 70	1		
	<b>T-handle for ball valve, red, silumin</b> L = 75 mm, für 1 2100 13/14, 1 2160 13/14, 1 2180 13/14 and 1 2412 01 (DN 25/DN 32)		1 6386 71	1	



## Accessories

 <b>Sealing screw</b> Dezincification-resistant brass with O-ring seal and external hex.	8	2 0273 09	10	
	10	2 0273 00	10	
 <b>Drain valve with handle and swivelling hose connection</b> Hose connection 1 6206 01 must be ordered separately.	8	1 0276 09	1	
	10	1 0276 00	1	
 <b>Hose connection 1/2"</b> Nut and spigot.	15	1 6206 01	1	






## Actuating drives for 2-point control\*


Model		Operating voltage	Order number	Sale Unit	€
	<b>HERZ actuating drive for 2-point control for floor heating circuit distributors and valves</b> M 28 x 1.5, 2-point, also suitable for pulse-pause operation, 5 mm stroke, adapter M 28 x 1.5 colour red integrated, cable fixed, without limit switch. Closing force 100 N. Power consumption 1 watt.	NC	24 V/AC/DC	1 7708 52	1
	<b>HERZ actuating drive for 2-point control for floor heating circuit distributors and valves</b> M 28 x 1.5, 2-point, also suitable for pulse-pause operation, 5 mm stroke, adapter M 28 x 1.5 colour red integrated, cable fixed, without limit switch. Closing force 100 N. Power consumption 1 watt.	NC	230 V/AC	1 7708 53	1
	<b>HERZ actuating drive for 2-point control for floor heating circuit distributors and valves</b> M 28 x 1.5, 2-point, also suitable for pulse-pause operation, 5 mm stroke, adapter M 28 x 1.5 colour red integrated, cable fixed, without limit switch. Closing force 100 N. Power consumption 1 watt.	NO	230 V/AC	1 7708 24	1
	<b>HERZ actuating drive for 2-point control for control and thermostatic valves</b> M 28 x 1.5, 2-point, also suitable for pulse-pause operation, 5 mm stroke, adapter M 28 x 1.5 colour red integrated, cable fixed, with limit switch. Closing force 100 N. Power consumption 1 watt.	NC	230 V/AC	1 7708 87	1
	<b>HERZ actuating drive for 2-point control for valves</b> M 28 x 1.5, 2-point, also suitable for pulse-pause operation, 6.5 mm stroke, adapter M 28 x 1.5 colour blue integrated, cable fixed, without limit switch. Closing force 125 N. Power consumption 1.2 watt.	NC	230 V/AC	1 7708 27	1
	<b>HERZ actuating drive for 2-point control for valves</b> M 28 x 1.5, 2-point, also suitable for pulse-pause operation, 6.5 mm stroke, adapter M 28 x 1.5 colour blue integrated, cable fixed, without limit switch. Closing force 125 N. Power consumption 1.2 watt.	NC	24 V/AC/DC	1 7708 48	1

## Actuating drive for continuous control\*







	<b>HERZ actuating drive for continuous control</b> M 28 x 1.5, 0..10 V, 5 mm stroke, adapter M 28 x 1.5 colour blue integrated, male connector, cable loose, without limit switch. Closing force 100 N, 1.2 watt.	NC	24 V/AC control signal 0 ... 10 V/DC	1 7990 31	1
	<b>HERZ actuating drive for continuous control</b> M 28 x 1.5, 0..10 V, 6.5 mm stroke, adapter M 28 x 1.5 colour blue integrated, male connector, cable loose, without limit switch. Closing force 125 N, 1.2 watt with valve stroke detection.	NC	24 V/AC control signal 0 ... 10 V/DC	1 7990 32	1

\* For drives in combination with M 30 x 1.5 valves, the adapter 1 7708 86 or 1 7708 98 must be ordered separately.

## Geared motors\*


Model	Operating voltage	Order number	Sale Unit	€	
	<b>HERZ geared motor 3-point</b> Adapter M 28 x 1.5 colour red integrated, 24 V, stroke distance max. 8.5 mm, max. actuation force 200 N.	24 V/AC/DC	1 7708 40	1	
	<b>HERZ geared motor 3-point</b> Adapter M 28 x 1.5 colour red integrated, 230 V, stroke distance max. 8.5 mm, max. actuation force 200 N.	230 V/AC	1 7708 41	1	
	<b>HERZ geared motor DDC 0-10 V</b> Adapter M 28 x 1.5 colour red integrated, 24 V, stroke distance max. 8.5 mm, max. actuation force 200 N.	24 V/AC/DC control signal 0 ... 10 V/DC	1 7708 42	1	
	<b>HERZ geared motor DDC 0-10 V</b> Adapter M 28 x 1.5 colour red integrated, 24 V, stroke distance max. 8.5 mm, max. actuation force 200 N. With valve port detection and feedback channel.	24 V/AC/DC control signal 0 ... 10 V/DC	1 7708 46	1	
	<b>HERZ geared motor DDC 0-10 V failsafe</b> Adapter M 28 x 1.5 colour red integrated, 24 V, stroke distance max. 8.5 mm, max. actuation force 200 N. With failsafe function, closes in case of power failure. With valve port detection and feedback channel.	24 V/AC/DC control signal 0 ... 10 V/DC	1 7708 47	1	

## Adapter for actuating drives 7708, 7990\*

Model	Order number	Sale Unit	€
 <b>Adapter for HERZ actuating drive, colour red</b> Adapter M 28 x 1.5 for use with HERZ heating circuit distributors and HERZ valves (incl. 4002, 4006, 7217-GV, 7217-V, 4406, 4012, 4006 SMART and 4206 SMART) in combination with all 2-point drives.	1 7708 90	1	
 <b>Adapter for HERZ actuating drive, colour blue</b> Adapter M 28 x 1.5 for use with HERZ 4406/4006/4002 and 7217 GV in combination with 2-point drives 1 7708 27 / 1 7708 48, with continuous drives 1 7990 3x.	1 7708 85	1	
 <b>Adapter for HERZ actuating drive, colour grey</b> Adapter M 30 x 1.5 for the use of: Oventrop thermostatic valves and stainless steel distributors Oventrop Cocon, Cocon4 Viega stainless steel distributor T&A TBV-CM, TBV-CMP.	1 7708 86	1	
 <b>Adapter for HERZ actuating drive, colour grey, tappet red</b> Adapter M 28 x 1.5 for use with 7217-98-V, 7217-99-V.	1 7708 80	1	
 <b>Adapter for HERZ actuating drive, colour whitish-grey</b> Adapter M 30 x 1.5 for use with HERZ valves with M 30 x 1.5. Threaded connection, HERZ control valves 7760, 7762 and 7763 and for Heimeier valves with M 30 x 1.5.	1 7708 98	1	
 <b>Adapter for HERZ actuating drive, colour dust grey, tappet yellow</b> Adapter M 30 x 1.5 for use with HERZ plastic distributors.	1 7708 82	1	




\* Adapter selection table see HERZ data sheet 7708.

## Transformer 230 V/24 V




 <b>Transformer 230 V/24 V</b> Input voltage 230 V~ Output voltage 24 V~ Perm. operating temperature 0°C to 50°C Output power 60 VA Protection class IP 30.	1 7796 04	50	
---	-----------	----	--

\* For drives in combination with M 30 x 1.5 valves, the adapter 1 7708 86 or 1 7708 98 must be ordered separately.


## Rotary drive for HERZ butterfly valves (1 4219 2x, 1 4219 3x)

Model	Operating voltage	Order number	Sale Unit	€	
	<b>Rotary drive for HERZ butterfly valves DN 50/65/80</b> Torque 40 Nm, operating time of motor 150 s / 90 °, protection class IP54, manual adjustment with push button, lockable, connection cable 1 m, power consumption in operation 4 W. Adapter 1 <b>7711 47</b> must be ordered separately.	24 V AC/DC open/close	1 7711 40	1	
	<b>Rotary drive for HERZ butterfly valves DN 50/65/80</b> Torque 40 Nm, operating time of motor 150 s / 90 °, protection class IP54, manual adjustment with push button, lockable, connection cable 1 m, power consumption in operation 5 W. Adapter 1 <b>7711 47</b> must be ordered separately.	230 V AC open/close	1 7711 42	1	
	<b>Rotary drive for HERZ butterfly valves DN 50/65/80</b> Torque 40 Nm, Actuation: continuous, control signal 2...10 V, operating time of motor 150 s / 90 °, protection class IP54, manual adjustment with push button, lockable, connection cable 1 m, power consumption in operation 4,5 W. Adapter 1 <b>7711 47</b> must be ordered separately.	24 V AC/DC continuous	1 7711 44	1	
	<b>Rotary drive for HERZ butterfly valves DN 100/125/150/200</b> Torque 160 Nm, 2 x auxiliary switch, operating time of motor 35 s / 90 °, protection class IP66/67, manual adjustment hand crank, connection terminals 2.5 mm <sup>2</sup> , power consumption in operation 20 W. Adapter 1 <b>7711 48</b> (DN100 - DN150) or 1 <b>7711 49</b> (DN200) must be ordered separately.	24 V AC/DC 230 V AC open/close, 3-point	1 7711 41	1	
	<b>Rotary drive for HERZ butterfly valves DN 100/125/150/200</b> Torque 160 Nm, 2 x auxiliary switch, actuation: continuous, control signal 2...10 V, operating time of motor 35 s / 90 °, protection class IP66/67, manual adjustment hand crank, connection terminals 2.5 mm <sup>2</sup> , power consumption in operation 20 W. Adapter 1 <b>7711 48</b> (DN100 - DN150) or 1 <b>7711 49</b> (DN200) must be ordered separately.	24 V AC/DC 230 V AC, continuous	1 7711 45	1	
	<b>Rotary drive for HERZ butterfly valves DN 250/300</b> Torque 650 Nm, 2 x auxiliary switch, operating time of motor 38 s / 90 °, protection class IP67, manual adjustment temporary with handwheel (non-rotating), connection terminals 2.5 mm <sup>2</sup> , power consumption in operation 193 W. Without adapter, direct mounting.	230 V AC open/close, 3-point	1 7711 43	1	



## Accessories

Model	Order number	Sale Unit	€
 <p><b>HERZ adapter set for HERZ rotary drive</b>                      Adapter set for mounting HERZ rotary drives                      1 <b>7711</b> 40 / 42 / 44                      on HERZ butterfly valves (DN50/65/80):                      1 <b>4219</b> 2x,                      1 <b>4219</b> 3x</p>	1 <b>7711</b> 47	1	
 <p><b>HERZ adapter set for HERZ rotary drive</b>                      Adapter set for mounting HERZ rotary drives                      1 <b>7711</b> 41 / 45                      on HERZ butterfly valves (DN100/125/150):                      1 <b>4219</b> 2x,                      1 <b>4219</b> 3x</p>	1 <b>7711</b> 48	1	
 <p><b>HERZ adapter set for HERZ rotary drive</b>                      Adapter set for mounting HERZ rotary drives                      1 <b>7711</b> 41 / 45                      on HERZ butterfly valves (DN200):                      1 <b>4219</b> 2x,                      1 <b>4219</b> 3x</p>	1 <b>7711</b> 49	1	








## Auxiliary switch for 1 7711 40, 1 7711 42, 1 7711 44

 <p><b>Auxiliary switch with two switches (SPDT)</b>                      Auxiliary switch for use with drives 1 <b>7711</b> 40,                      1 <b>7711</b> 42, 1 <b>7711</b> 44,                      grey casing, 2 x SPDT, protection class IP54,                      1mA...3 (0.5) A, 250 V AC,                      switching points adjustable 0...100%,                      connection cable 1 m</p>	1 <b>7711</b> 51	1	
--	------------------	---	--


## Drives

Model	Operating Voltage	Order number	Sale Unit	€
	<b>HERZ actuator for control valves 24 V AC / DC</b> Actuation: continuous, positioning force 500 N, stroke 15 mm, operating range continuous 2-10 V, with position feedback signal, characteristic graph linear, operating direction adjustable, positioning time 150 s/15 mm, protection class IP54, power consumption in operation 1 W, automatic adaptation to the stroke of the valve, for drive and adapter selection, see the selection table.	24 V AC / DC	F 7712 90	1
	<b>HERZ actuator for control valves 24 V AC / DC</b> Actuation: 2-point or 3-point, positioning force 500 N, Stroke 15 mm, operating direction adjustable, positioning time 150 s/15 mm, protection class IP54, power consumption in operation 1 W, for drive and adapter selection see the selection table.	24 V AC / DC	F 7712 95	1
	<b>HERZ actuator for control valves 230 V AC</b> Actuation: 2-point or 3-point, positioning force 500 N, nominal voltage 100-240 V, Stroke 15 mm, operating direction adjustable, positioning time 150 s/15 mm, protection class IP54, power consumption in operation 2 W, for drive and adapter selection see the selection table.	230 V AC	F 7712 81	1
	<b>HERZ actuator for control valves 24 V AC/DC</b> Actuation: continuous, positioning force 1000 N, stroke 20 mm, operating range continuous 2-10 V, with position feedback signal, characteristic graph linear, operating direction adjustable, positioning time 150 s/20 mm, protection class IP54, power consumption in operation 1,5 W, automatic adaptation to the stroke of the valve, for drive and adapter selection see the selection table.	24 V AC / DC	F 7712 91	1
	<b>HERZ actuator for control valves 24 V AC / DC</b> Actuation: 2-point or 3-point, positioning force 1000 N, stroke 20 mm, operating direction adjustable, positioning time 150 s/20 mm, protection class IP54, power consumption in operation 1,5 W, for drive and adapter selection see the selection table.	24 V AC / DC	F 7712 96	1
	<b>HERZ actuator for control valves 230 V AC</b> Actuation: 2-point or 3-point, positioning force 1000 N, nominal voltage 100-240 V, stroke 20 mm, operating direction adjustable, positioning time 150 s/20 mm, protection class IP54, power consumption in operation 2 W, for drive and adapter selection see the selection table.	230 V AC	F 7712 82	1
	<b>HERZ actuator for control valves 24 V AC / DC</b> Actuation: continuous, positioning force 2500 N, stroke 40 mm, operating range continuous 2-10 V, with position feedback signal, characteristic graph linear, operating direction adjustable, positioning time 150 s/40 mm, protection class IP54, power consumption in operation 4 W, automatic adaptation to the stroke of the valve, for drive and adapter selection see the selection table.	24 V AC / DC	F 7712 92	1
	<b>HERZ actuator for control valves 24 V AC / DC</b> Actuation: 2-point or 3-point, positioning force 2500 N, stroke 40 mm, operating direction adjustable, positioning time 150 s/40 mm, protection class IP54, power consumption in operation 2,5 W, for drive and adapter selection see the selection table.	24 V AC/DC	F 7712 98	1
	<b>HERZ actuator for control valves 230 V AC</b> Actuation: 2-point or 3-point, positioning force 2500 N, nominal voltage 100-240 V, Stroke 40 mm, operating direction adjustable, positioning time 150 s/40 mm, protection class IP54, power consumption in operation 2 W, for drive and adapter selection see the selection table.	230 V AC	F 7712 84	1


## Drives

Model	Operating Voltage	Order number	Sale Unit	€
	<b>HERZ actuator for PICV 24 V AC / DC</b> Actuation: continuous, control signal 2...10 V, positioning force 500 N, stroke 15 mm, with position feedback signal 0.5 - 10 V, communication via MP-Bus; actuator characteristics equal percentage, operating direction adjustable, positioning time 150 s / 15 mm, degree of protection IP54, power consumption in operation 2 W, automatic adaptation to the stroke of the valve, for drive and adapter selection, see the selection table.	<b>24 V AC / DC continuous</b>	F 7713 01	1
	<b>HERZ actuator for PICV 24 V AC / DC</b> Actuation: continuous, control signal 2...10 V, positioning force 1000 N, stroke 20 mm, with position feedback signal 0.5 - 10 V, communication via MP-Bus; actuator characteristics equal percentage, operating direction adjustable, positioning time 150 s / 20 mm, degree of protection IP54, power consumption in operation 1,5 W, automatic adaptation to the stroke of the valve, for drive and adapter selection, see the selection table.	<b>24 V AC / DC continuous</b>	F 7713 02	1
	<b>HERZ actuator for PICV 24 V AC / DC</b> Actuation: continuous, control signal 2...10 V, positioning force 2500 N, stroke 40 mm, with position feedback signal 0.5 - 10 V, communication via MP-Bus; actuator characteristics equal percentage, operating direction adjustable, positioning time 150 s / 40 mm, degree of protection IP54, power consumption in operation 4 W, automatic adaptation to the stroke of the valve, for drive and adapter selection, see the selection table.	<b>24 V AC / DC continuous</b>	F 7713 03	1
	<b>HERZ actuator for 2-way and 3-way globe valves 24 V AC / DC</b> Actuation: continuous, control signal 2...10 V, positioning force 500 N, stroke 15 mm, with position feedback signal 2 - 10 V, connection terminals with cable 1 m, operating time of motor 35s / 15mm, degree of protection IP54, manual adjustment with push button, lockable, power consumption in operation 2 W.	<b>24 V AC/DC continuous, fast running</b>	F 7713 05	
	<b>HERZ actuator for 2-way and 3-way globe valves 24 V AC / DC</b> Actuation: continuous, control signal 2...10 V, positioning force 1000 N, stroke 20 mm, with position feedback signal 2 - 10 V, connection terminals with cable 1 m, operating time of motor 35s / 20mm, degree of protection IP54, manual adjustment with push button, lockable, power consumption in operation 3.5 W.	<b>24 V AC/DC continuous, fast running</b>	F 7713 06	
	<b>HERZ actuator for 2-way and 3-way globe valves 24 V AC / DC</b> Actuation: continuous, control signal 2...10 V, positioning force 2500 N, stroke 40 mm, with position feedback signal 2 - 10 V, connection cable 1 m, operating time of motor 35s / 40mm, degree of protection IP54, manual adjustment with push button, lockable, power consumption in operation 11 W.	<b>24 V AC/DC continuous, fast running</b>	F 7713 07	
	<b>HERZ actuator for 2-way and 3-way globe valves 24 V AC / DC</b> Actuation: continuous, control signal 2...10 V, positioning force 1000 N, stroke 20 mm, with position feedback signal 2 - 10 V, connection terminals with cable 1 m, operating time of motor 150s / 20mm, running time fail-safe 35s / 20mm, degree of protection IP54, manual adjustment with push button, power consumption in operation 2.5 W.	<b>24 V AC/DC continuous, fail-safe</b>	F 7713 08	
	<b>HERZ actuator for 2-way and 3-way globe valves 24 V AC / DC</b> Actuation: continuous, control signal 2...10 V, positioning force 2000 N, stroke 32 mm, with position feedback signal 2 - 10 V, connection terminals with cable 1 m, operating time of motor 150s / 32mm, running time fail-safe 35s / 32mm, degree of protection IP54, manual adjustment with push button, power consumption in operation 5 W.	<b>24 V AC/DC continuous, fail-safe</b>	F 7713 09	


## Accessories

Model		Order number	VKE	€
	<b>Auxiliary switch with two switching points (SPDT)</b> Auxiliary switch for use with drives F 7712 XX , F 7713 XX, grey casing, 2 x SPDT, protection class IP54, 1mA...3 (0.5) A, 250 V AC, switching points adjustable 0...100%, connection cable 1 m.	F 7712 99	1	


## Valve drives for 3-port valves, actuation force 500 N

Model		Operating voltage	Order number	Sale Unit	€
	<b>Valve drive with position controller for 3-port valves, 500 N</b> Operated by heating controller for continuous or 2-point/3-point control. Selection of linear or equal percentage characteristic graph. Two-part body of self-extinguishing plastic. Bracket of plastic and union nut of brass for valve attachment. Operating direction switchable directly on the cable, automatic adaptation to the valve stroke. Coding switch for selection of the characteristic graph and operating time. Disengageable gearbox for positioning of the valve and manual adjustment. Installation vertical to horizontal, non-suspended.	24 V/AC/DC	1 7712 11	1	
	<b>Valve drive with position controller for 3-port valves, 500 N</b> Operated by heating controller for 2-point/3-point control. Two-part body of self-extinguishing plastic. Bracket of plastic and union nut of brass for valve attachment. Disengageable gearbox for positioning of the valve and manual adjustment. Installation vertical to horizontal, non-suspended.	230 V/AC	1 7712 50	1	
		24 V/AC	1 7712 51	1	


## Drives

	<b>HERZ actuator for control valves 24 V AC/DC</b> Control: 2-point, 3-point or continuous; Actuation force 2500 N, stroke 49 mm; Actuation time 2/4/6 s/mm, IP 66; Two-colour LED display; Automatic adaptation to the stroke of the valve. Operating voltage 230 V with 230 V module 1 7712 22 possible. For drive and adapter selection, see the selection table on pages 258-259.	24 V/AC/DC	1 7712 21	1	
	<b>HERZ actuator for control valves 24 V AC/DC</b> Control: 2-point, 3-point or continuous; Actuation force 2500 N, stroke 49 mm; Actuation time 2/4/6 s/mm, IP 66; Operating range continuous 0 - 10 V/4-20 mA with actuation feedback signal; Two-colour LED display Automatic adaptation to the stroke of the valve. Operating voltage 230 V with 230 V module 1 7712 22 possible. For drive and adapter selection, see the selection table on pages 258-259.	24 V/AC/DC	1 7712 32	1	


## Three-port mixing valve 2137 rotary drive

	<b>HERZ rotary drive for HERZ mixer 2137</b> Supply voltage 230 V AC Control: 2-point or 3-point, disengageable gearbox for positioning of the mixing valve and for manual adjustment, synchronous motor with control and shutoff electronics. Torque 10 Nm, operating time 120 s Protection class IP 54. Suitable for all installation orientations.	230 V/AC	1 7712 25	1	
	<b>HERZ rotary drive for HERZ mixer 2137</b> Supply voltage 24 V AC/DC Control: 2-point, 3-point or continuous Operating range continuous 0-10 V, disengageable gearbox for positioning of the mixing valve and for manual adjustment, synchronous motor with control and shutoff electronics. Torque 10 Nm, operating time 35/60/120 s. Characteristic graph type configurable on the drive, protection class IP 54. Suitable for all installation orientations.	24 V/AC/DC	1 7712 27	1	



## Two-port regulating ball valve 2117 rotary drive

Model	Operating voltage	Order number	Sale Unit	€	
	<b>Rotary drive</b> for HERZ-regulating ball valves without operation <b>2117</b> . Supply voltage 230 V AC, Control: 2-point or 3-point, disengageable gearbox for positioning of the ball valve and for manual adjustment, synchronous motor with control and shutoff electronics; Torque 8 Nm, operating time 120 s; Protection class IP 54. Installation vertical to horizontal, non-suspended.	230 V/AC	1 7712 33	1	
	<b>Rotary drive</b> for HERZ-regulating ball valves without operation <b>2117</b> . Supply voltage 24 V AC/DC, Control: 2-point, 3-point or continuous. Operating range continuous 0-10 V, disengageable gearbox for positioning of the ball valve and for manual adjustment, synchronous motor with control and shutoff electronics; Torque 8 Nm, operating time 35/60/120 s; Characteristic graph type configurable on the drive, protection class IP 54. Installation vertical to horizontal, non-suspended.	24 V/AC/DC	1 7712 35	1	


## Motor actuator for 2-point control

Model	Operating voltage	Order number	Sale Unit	€	
	<b>HERZ Motor actuator for 2-point control for 3-way diverting valve</b> Torque 5 Nm, nominal voltage 230 V, operating time of motor 12 s / 90 °, degree of protection IP42, manual adjustment with push button, connection cable 1 m, power consumption in operation 2.5 - 5 W.	230 V	1 7711 60	1	
	<b>HERZ Motor actuator for 2-point control for 3-way diverting valve</b> Torque 5 Nm, nominal voltage 230 V, operating time of motor 12 s / 90 °, degree of protection IP42, manual adjustment with push button, adjustable auxiliary switch, connection cable 1 m, power consumption in operation 2.5 - 5 W.	230 V	1 7711 61	1	
	<b>HERZ Motor actuator for 2-point control for 3-way diverting valve</b> Torque 5 Nm, nominal voltage 24 V AC / DC, operating time of motor 12 s / 90 °, degree of protection IP42, manual adjustment with push button, connection cable 1 m, power consumption in operation 2.5 - 5 W.	24 V AC / DC	1 7711 62	1	
	<b>HERZ Motor actuator for 2-point control for 3-way diverting valve</b> Torque 5 Nm, nominal voltage 24 V AC / DC, operating time of motor 12 s / 90 °, degree of protection IP42, manual adjustment with push button, adjustable auxiliary switch, connection cable 1 m, power consumption in operation 2.5 - 5 W.	24 V AC / DC	1 7711 63	1	


## Room temperature regulation and radio receiver 868 MHz

Model		Operating voltage	Order number	Sale Unit	€
	<p><b>Digital wireless control system</b>                      Room temperature controller (transmitter) with digital display of the room temperature and operating mode, transmitter-receiver-operation with coded transmission signal, with nine fixed and four variable week programs. Switch for manual/automatic mode for heating/night lowering/off/ECO, LCD display, LED operating display on the receiver for heating.                      Transmitter:                      Battery operation 2 x 1.5 V, AAA LR03 (batteries included), battery lifespan approx. two years, setting range 0 °C to 35 °C                      Frequency 868 MHz                      Including device holder for free-standing installation.                      Signal range (free field) 100 m                      Protection class IP 30                      Receiver:                      Power supply 230 V /10 A.                      Protection class IP 20</p>	230 V/AC	3 F799 06	1	
	<p><b>Analogue wireless control system</b>                      Room temperature controller (transmitter) with analogue display and receiver with coded transmission signal. Switch for comfort mode/off. LED operating display for heating.                      Transmitter:                      Battery operation 2 x 1.5 V, AAA LR03 (batteries included), battery lifespan approx. two years, setting range 0 °C to 35 °C                      Frequency 868 MHz                      Signal range (free field) 100 m                      Protection class IP 30                      Receiver:                      Power supply 230 V /10 A.                      Protection class IP 20                      Switch for comfort mode (heating) or off.</p>	230 V/AC	3 F799 04	1	





## Room temperature controllers



Model		Operating voltage	Order number	Sale Unit	€
	<p><b>Mechanical room thermostat, without timer,</b>                      analogue setting of room temperature setpoint 5°C to 30°C, 230 V~, 50 Hz.                      Output: two or three contacts (changeover), 230 V~, 10 (3) A protection class IP 30.</p>	230 V/AC	3 F791 00	1	

## Electronic room temperature controller for 2-point or pulse control with timer



	<p><b>Digital thermostat with 7 day program</b>                      Setting range for day and night temperature 5 °C to 37 °C                      Five fixed and four variable programs for the user                      Operation with batteries 2 x 1.5 V AAA LR03 (batteries included),                      Switching difference: PWM 2 K/10 min. or Hysteresis 0.5 K                      Switching contact: Potential free, 3A (230 VAC)                      Flush-mounted box necessary.</p>	2 x 1.5 V	1 7795 01	1	
---	---	-----------	-----------	---	--

## Room temperature control



Model		Operating voltage	Order number	Sale Unit	€
	<b>Electronic room thermostat</b> Heating, lowering, freeze protection function Setting range 10°C to 28°C, switching differential 0.5 K Lowering 2 K; measuring element: NTC Ambient temperature: 0°C to 50°C; ambient humidity: 5 to 80% relative humidity Installation: wall or flush box Protection class: 24 V – III (EN 60730) 230 V – II (EN 60730)	230 V/AC	3 F799 11	1	
		24 V/AC	3 F799 12	1	
	<b>Electronic room thermostat including cooling</b> Heating/cooling, lowering, freeze and valve protection function, cooling block Setting range 10°C to 28°C, switching differential 0.5 K Lowering 2 K; measuring element: NTC Ambient temperature: 0°C to 50°C; ambient humidity: 5 to 80% relative humidity Installation: wall or flush box Protection class: 24 V – III (EN 60730) 230 V – II (EN 60730)	230 V/AC	3 F799 13	1	
		24 V/AC	3 F799 14	1	
	<b>Electronic room thermostat with display</b> Heating, lowering, freeze protection function Setting range 5°C to 30°C; switching differential 0.2 K Lowering 2K or configurable; measuring element: NTC Ambient temperature: 0°C to 50°C; ambient humidity: 5 to 80% relative humidity Installation: wall or flush box Protection class: 24 V – III (EN 60730) 230 V – II (EN 60730)	230 V/AC	3 F799 15	1	
		24 V/AC	3 F799 16	1	
	<b>Electronic room thermostat with display incl. cooling</b> Heating/cooling, lowering, freeze and valve protection function, cooling block, programmable time program Setting range 5°C to 30°C; switching differential 0.2 K Lowering 2K or configurable; measuring element: NTC Ambient temperature: 0°C to 50°C; ambient humidity: 5 to 80% relative humidity Installation: wall or flush box Protection class: 24 V – III (EN 60730) 230 V – II (EN 60730)	230 V/AC	3 F799 17	1	
		24 V/AC	3 F799 18	1	

	<b>Electrical distributor</b> Heating and lowering Zones 6; time channels/lowering 2 Ambient temperature: 0°C to 50°C; Ambient humidity: < 80% relative humidity Wall installation or DIN rail Protection class: IP 20 (EN 60529) Protection class: 24 V – III (EN 60730) 230 V – II (EN 60730)	230 V/24 V/AC	3 F798 02	1	
	<b>Electrical distributor incl. cooling</b> Heating/cooling, lowering and pump control Zones 10; time channels/lowering 2 Ambient temperature: 0°C to 50°C; ambient humidity: < 80% relative humidity Wall installation or DIN rail Protection class: IP 20 (EN 60529) Protection class: 24 V – III (EN 60730) 230 V – II (EN 60730)	230 V/AC	3 F798 03	1	
		24 V/AC	3 F798 04	1	



## HERZ clever&smart - Control Box

Model	Order number	Sale Unit	€
 <p><b>Control Box Heating</b> Controller for surface heating 8 control areas with up to 4 thermal actuators each 230 V or 24 V (with external power supply), outputs 1 × 230 VAC, 2 × potential-free, 2 × 0-10 V or PWM, 1 × PWM, 1 × 24 VDC / max. 12 W, CAN bus private for max. 8 Room Controller, 1-Wire bus for max. 20 temperature sensors and Room Sensors (including max. 8 LEDcontroller), CAN bus building for several residential units, 14 LEDs for status indication, real time clock with power reserve &gt; 24 h, white casing RAL 9003 with transparent cover, dimensions 90 × 303 × 57 mm (h × w × d), protection class IP20, delivery incl. top-hat rail and spare fuses.</p>	3 <b>F810 11</b>	1	
 <p><b>Control Box Clima</b> Controller for surface heating and cooling, 8 control areas with up to 4 thermal actuators each 230 V or 24 V (with external power supply), outputs 1 × 230 VAC, 2 × potential-free, 2 × 0-10 V or PWM, 1 × PWM, 1 × 24 VDC / max. 12 W, CAN bus private for max. 8 Room Controller, 1-Wire bus for max. 20 temperature sensors and Room Sensors / Room Sensors Clima (including max. 8 LEDcontroller / LEDcontroller Clima), CAN bus building for several residential units, 14 LEDs for status indication, real time clock with power reserve &gt; 24 h, white casing RAL 9003 with transparent cover, dimensions 90 × 303 × 57 mm (h × w × d), protection class IP20, delivery incl. top-hat rail and spare fuses.</p>	3 <b>F810 12</b>	1	


## HERZ clever&smart - Room Controllers

 <p><b>Room Controller</b> Measurement of room temperature, self-explanatory operator guidance with plain text via 2.8" coloured TFT touch display with glass surface, for configuration of the control system (operating modes, heating times, etc.), connection via CAN bus with Control Box Heating, white casing RAL 9003 with glass touch screen, dimensions 95 × 75 × 19 mm (h × w × d), protection class IP20, installation on flush box (screw spacing 60 mm) or direct on the wall, delivery incl. flush box and mounting material.</p>	3 <b>F810 21</b>	1	
 <p><b>Room Controller WiFi</b> Measurement of room temperature, self-explanatory operator guidance with plain text via 2.8" coloured TFT touch display with glass surface, for configuration of the control system (operating modes, heating times, etc.), connection via CAN bus with Control Box Heating, incl. WLAN module (2,4 GHz) for remote control via HERZ clever&amp;smart App, white casing RAL 9003 with glass touch screen, dimensions 95 × 75 × 19 mm (h × w × d), protection class IP20, installation on flush box (screw spacing 60 mm) or direct on the wall, delivery incl. flush box and mounting material.</p>	3 <b>F810 23</b>	1	




## HERZ clever&smart - Room Controllers

Model		Order number	Sale Unit	€
	<p><b>Room Controller Clima</b>                      Measurement of room temperature and relative humidity, self-explanatory operator guidance with plain text via 2.8" coloured TFT touch display with glass surface, for configuration of the control system (operating modes, heating times, etc.), outputs 2 x 0-10 V or PWM for additional functions as heat request or air dehumidification, connection via CAN bus with Control Box Clima, white casing RAL 9003 with glass touch screen, dimensions 95 x 75 x 19 mm (h x w x d), protection class IP20, installation on flush box (screw spacing 60 mm) or direct on the wall, delivery incl. flush box and mounting material.</p>	3 F810 22	1	
	<p><b>Room Controller Clima WiFi</b>                      Measurement of room temperature and relative humidity, self-explanatory operator guidance with plain text via 2.8" coloured TFT touch display with glass surface, for configuration of the control system (operating modes, heating times, etc.), outputs 2 x 0-10 V or PWM for additional functions as heat request or air dehumidification, connection via CAN bus with Control Box Clima, incl. WLAN module (2,4 GHz) for remote control via HERZ clever&amp;smart App, white casing RAL 9003 with glass touch screen, dimensions 95 x 75 x 19 mm (h x w x d), protection class IP20, installation on flush box (screw spacing 60 mm) or direct on the wall, delivery incl. flush box and mounting material.</p>	3 F810 24	1	





## HERZ clever&smart - LEDcontrollers

	<p><b>LEDcontroller</b>                      Measurement of room temperature, coloured LED display, operation via three capacitive touch zones, for querying the room temperature and changing the target room temperature, easy commissioning (touch to assign), connection via 1-Wire bus with Control Box Heating or Control Box Clima, white casing RAL 9003 with UV protection, dimensions 55 x 55 mm (h x w) suitable for common switch boxes with 55 mm standard insert, protection class IP20, installation on flush box (screw spacing 60 mm) or direct on the wall, for flush mounting use of frames from standard switch ranges or HERZ clever&amp;smart Single frame (3 F810 51), for surface mounting use of HERZ clever&amp;smart Set surface frame (3 F810 52), delivery incl. mounting ring, without frame.</p>	3 F810 31	1	
---	---	-----------	---	--



## HERZ clever&smart - LEDcontrollers

Model	Order number	Sale Unit	€
	<p><b>LEDcontroller WiFi</b>                      Measurement of room temperature, coloured LED display, operation via three capacitive touch zones, for querying the room temperature and changing the target room temperature, easy commissioning (touch to assign), incl. WLAN module (2.4 GHz) for communication with Room Controller WiFi or Room Controller Clima WiFi, power supply 230 VAC, white casing RAL 9003 with UV protection, dimensions 55 × 55 mm (h × w) suitable for common switch boxes with 55 mm standard insert, protection class IP20, installation on flush box (screw spacing 60 mm) or direct on the wall, for flush mounting use of frames from standard switch ranges or HERZ clever&amp;smart Single frame (3 <b>F810 51</b>), for surface mounting use of HERZ clever&amp;smart Set surface frame high (3 <b>F810 53</b>), delivery incl. mounting ring, without frame.</p>	<p>3 <b>F810 33</b></p>	<p>1</p>
	<p><b>LEDcontroller Clima</b>                      Measurement of room temperature, relative humidity, indoor air quality (IAQ) and CO<sub>2</sub>-equivalent, coloured LED display with optical signalling of the indoor air quality, operation via three capacitive touch zones, for querying the room temperature, the humidity, the indoor air quality index and the CO<sub>2</sub>-equivalent and for changing the target room temperature, easy commissioning (touch to assign), connection via 1-Wire bus with Control Box Clima, white casing RAL 9003 with UV protection, dimensions 55 × 55 mm (h × w) suitable for common switch boxes with 55 mm standard insert, protection class IP20, installation on flush box (screw spacing 60 mm) or direct on the wall, for flush mounting use of frames from standard switch ranges or HERZ clever&amp;smart Single frame (3 <b>F810 51</b>), for surface mounting use of HERZ clever&amp;smart Set surface frame (3 <b>F810 52</b>), delivery incl. mounting ring, without frame.</p>	<p>3 <b>F810 32</b></p>	<p>1</p>
	<p><b>LEDcontroller Clima WiFi</b>                      Measurement of room temperature, relative humidity, indoor air quality (IAQ) and CO<sub>2</sub>-equivalent, coloured LED display with optical signalling of the indoor air quality, operation via three capacitive touch zones, for querying the room temperature, the humidity, the indoor air quality index and the CO<sub>2</sub>-equivalent and for changing the target room temperature, easy commissioning (touch to assign), incl. WLAN module (2.4 GHz) for communication with Room Controller Clima WiFi, power supply 230 VAC, white casing RAL 9003 with UV protection, dimensions 55 × 55 mm (h × w) suitable for common switch boxes with 55 mm standard insert, protection class IP20, installation on flush box (screw spacing 60 mm) or direct on the wall, for flush mounting use of frames from standard switch ranges or HERZ clever&amp;smart Single frame (3 <b>F810 51</b>), for surface mounting use of HERZ clever&amp;smart Set surface frame high (3 <b>F810 53</b>), delivery incl. mounting ring, without frame.</p>	<p>3 <b>F810 34</b></p>	<p>1</p>




## HERZ clever&smart - Room Sensors

Model	Order number	Sale Unit	€
 <p><b>Room Sensor</b> Measurement of room temperature, capacitive touch zones and optical signalling with coloured LEDs for easy commissioning (touch to assign), connection via 1-Wire bus with Control Box Heating or Control Box Clima, white casing RAL 9003 with UV protection, dimensions 55 × 55 mm (h × w) suitable for common switch boxes with 55 mm standard insert, protection class IP20, installation on flush box (screw spacing 60 mm) or direct on the wall, for flush mounting use of frames from standard switch ranges or HERZ clever&amp;smart Single frame (3 F810 51), for surface mounting use of HERZ clever&amp;smart Set surface frame (3 F810 52), delivery incl. mounting ring, without frame.</p>	3 F810 41	1	
 <p><b>Room Sensor WiFi</b> Measurement of room temperature, capacitive touch zones and optical signalling with coloured LEDs for easy commissioning (touch to assign), incl. WLAN module (2.4 GHz) for communication with Room Controller WiFi or Room Controller Clima WiFi, power supply 230 VAC, white casing RAL 9003 with UV protection, dimensions 55 × 55 mm (h × w) suitable for common switch boxes with 55 mm standard insert, protection class IP20, installation on flush box (screw spacing 60 mm) or direct on the wall, for flush mounting use of frames from standard switch ranges or HERZ clever&amp;smart Single frame (3 F810 51), for surface mounting use of HERZ clever&amp;smart Set surface frame high (3 F810 53), delivery incl. mounting ring, without frame.</p>	3 F810 42	1	
 <p><b>Room Sensor Clima</b> Measurement of room temperature and relative humidity, capacitive touch zones and optical signalling with coloured LEDs for easy commissioning (touch to assign), connection via 1-Wire bus with Control Box Clima, white casing RAL 9003 with UV protection, dimensions 55 × 55 mm (h × w) suitable for common switch boxes with 55 mm standard insert, protection class IP20, installation on flush box (screw spacing 60 mm) or direct on the wall, for flush mounting use of frames from standard switch ranges or HERZ clever&amp;smart Single frame (3 F810 51), for surface mounting use of HERZ clever&amp;smart Set surface frame (3 F810 52), delivery incl. mounting ring, without frame.</p>	3 F810 43	1	
 <p><b>Room Sensor Clima WiFi</b> Measurement of room temperature and relative humidity, capacitive touch zones and optical signalling with coloured LEDs for easy commissioning (touch to assign), incl. WLAN module (2.4 GHz) for communication with Room Controller Clima WiFi, power supply 230 VAC, white casing RAL 9003 with UV protection, dimensions 55 × 55 mm (h × w) suitable for common switch boxes with 55 mm standard insert, protection class IP20, installation on flush box (screw spacing 60 mm) or direct on the wall, for flush mounting use of frames from standard switch ranges or HERZ clever&amp;smart Single frame (3 F810 51), for surface mounting use of HERZ clever&amp;smart Set surface frame high (3 F810 53), delivery incl. mounting ring, without frame.</p>	3 F810 44	1	




## HERZ clever&smart - Room Sensors

Model		Order number	Sale Unit	€
	<b>Room Sensor small (It)</b> Measurement of room temperature, small Italian version integrated in Bticino NT4950, connection via 1-Wire bus with Control Box Heating or Control Box Clima, pure white casing Bticino NT4950, dimensions 21 × 43 mm (w × h) suitable for Italian switch boxes with standard inserts, protection class IP20, installation in flush box for Italian inserts, delivery without flush box and without frame.	3 F810 61	1	
	<b>Room Sensor Clima small (It)</b> Measurement of room temperature and relative humidity, small Italian version integrated in Bticino NT4950, connection via 1-Wire bus with Control Box Clima, pure white casing Bticino NT4950, dimensions 21 × 43 mm (w × h) suitable for Italian switch boxes with standard inserts, protection class IP20, installation in flush box for Italian inserts, delivery without flush box and without frame.	3 F810 62	1	



## HERZ clever&smart - Frames for LEDcontroller and Room Sensors

	<b>Single frame</b> White frame RAL 9003 with UV protection, surface matt eroded, for all LEDcontroller and all Room Sensors with 55 × 55 mm in flush box, dimensions 80 × 80 × 11 mm (h × w × d).	3 F810 51	1	
	<b>Set surface frame</b> White frame RAL 9003 with UV protection, surface matt eroded, for surface mounting of all LEDcontroller and all Room Sensors with 55 × 55 mm in 1-Wire version, dimensions 80 × 80 × 20 mm (h × w × d).	3 F810 52	1	
	<b>Set surface frame high</b> White frame RAL 9003 with UV protection, surface matt eroded, for surface mounting of all LEDcontroller and all Room Sensors with 55 × 55 mm in WiFi version, dimensions 80 × 80 × 40 mm (h × w × d).	3 F810 53	1	


## HERZ clever&smart - other Sensors

	<b>Contact Sensor</b> Temperature sensor incl. aluminum prism 15 × 20 mm and pipe clamp 32 – 50 mm, measuring range -35 °C – +105 °C, with connection cable 3 × 0.25 mm <sup>2</sup> , length 0.6 m, mounting on pipes, connection via 1-Wire bus with Control Box Heating or Control Box Clima.	3 F810 71	1	
	<b>Immersion Sensor</b> Temperature sensor with stainless steel sleeve Ø6 mm × 50 mm, measuring range -35 °C – +105 °C, with connection cable 3 × 0.25 mm <sup>2</sup> , length 2.0 m, installation in immersion sleeves (not included), connection via 1-Wire bus with Control Box Heating or Control Box Clima.	3 F810 72	1	
	<b>Outdoor Sensor</b> Temperature sensor for measurement of the outdoor temperature, measuring range -50 °C – +105 °C, grey plastic casing, protection class IP65, dimensions 75 × 69 × 44 mm (h × w × d), connection via 1-Wire bus with Control Box Heating or Control Box Clima, cable entry from below, delivery including cable gland and fastening material.	3 F810 73	1	

## HERZ clever&smart - Cable

Model		Order number	Sale Unit	€
	<b>Cable CAN bus</b> Shielded bus cable $3 \times 2 \times 0.22 \text{ mm}^2$ , 200 m cable with 2 cable reels of 100 m each.	3 F810 81	200	
	<b>Cable 1-Wire bus</b> Shielded twisted pair cable $2 \times 2 \times 0.75 \text{ mm}^2$ , 200 m cable with 2 cable reels of 100 m each.	3 F810 82	200	


## HERZ clever&smart - Sample case

	<b>Sample case</b> Fully functional system fully wired in a hard-shell case, consisting of Control Box Clima, Room Controller Clima WiFi, LEDcontroller Clima, Room Sensor Clima and Room Sensor Clima WiFi in a flush-mounted box, with Outdoor Sensor, Contact Sensor and immersion sensor, with Single frame, surface frame and surface frame tall, as well as the necessary cables for the sample case and for Room Sensor Clima WiFi.	3 F810 90	1	
---	---	-----------	---	--













## Circulation temperature limiters

Model	Temperature	DN	Order number	Sale Unit	€
 <p><b>HERZ circulation temperature limiter</b> Thermostatic balancing valve for hot water service water circulation lines with circulating pump, in the form of a proportional regulator without auxiliary power. Inclined body, brass version, body and water-carrying parts of dezincification-resistant special brass. Threaded socket according to ISO 7/1 (Rp), model with two thermostats. <b>kvs = 0.45 m³/h</b> The thermostat closes the valve upon reaching the temperature except for a leakage water quantity. Upon reaching the 70°C temperature (legionella prevention), the valve is opened by the second thermostat. Socket x socket, additional compression cone for 15 mm copper pipe, compression adapter 1 <b>6292 01</b> must be ordered separately. <b>Compliance with ÖNORM B 1921, B 2531 must be ensured during installation.</b></p> <p><b>4011</b></p>	52/70	15	2 4011 01	20	
	52/70	20	2 4011 02	20	
	55/70	15	2 4011 11	20	
	55/70	20	2 4011 12	20	
	58/70	15	2 4011 17	20	
	58/70	20	2 4011 18	20	



## Circulation temperature limiters

Model	kvs	DN	Order number	Sale Unit	€
 <p><b>HERZ circulation temperature limiter</b> Thermostatic balancing valve for drinking water circulation temperature limiting with circulating pump, in the form of a proportional regulator without auxiliary power. Inclined body, brass version, body and water-carrying parts of dezincification-resistant brass. Threaded socket according to ISO 7/1 (Rp). <b>Factory setting 52°C, secured against over-temperature up to 90°C.</b> The thermostat element presses the valve cone closed with rising temperature, and with falling temperature the valve cone is opened by an opening spring against the thermostat element. <b>ÖNORM B 1921, B 2531 must be observed during installation of article 4010.</b></p> <p><b>4010</b></p>	0.4	15	2 4010 51	10	
	0.4	20	2 4010 52	10	
 <p><b>HERZ circulation temperature limiter</b> HERZ circulation temperature limiter, inclined body in brass version, shutoff and draining possible, with quick test point for pressure transducers for freely-selected arrangement, one hole with sealing cap, body and water-carrying parts of dezincification-resistant brass. Cone, valve seat, shutoff spindle, springs and guide parts of non-rusting chromium-nickel steel. EPDM O-rings of physiologically-safe material. Threaded socket according to ISO 7/1 with ball valve. <b>ÖNORM B 1921, B 2531 must be observed during installation of article 4010.</b></p> <p><b>4010</b></p>	0.4	15	2 4010 41	10	
	0.4	20	2 4010 42	10	



## Commissioning valve for hydraulic balancing in drinking water systems

Model		kvs	DN	Order number	Sale Unit	€
  <b>4017 MW</b>	<b>HERZ commissioning valve with metering station for drinking water systems</b> Commissioning valves with metering station for drinking water systems, inclined body, non-rising spindle – socket x socket, of brass, labelling “DR”, brass version – pre-setting lockable and easily reproducible, digital display of the pre-setting level in the hand wheel window – for regulation of lines with the help of differential pressure measurement – threaded sockets on both sides. Spindle sealing via double O-ring – two test points for differential pressure measurement situated on the metering station and installed. Test points in extended design available as accessories. Seals made of physiologically-safe material. Max. operating temperature: 85 °C Max. operating pressure: 20 bar.	0.46	15 LF	2 4017 00	10	
		0.88	15 MF	2 4017 09	10	
		2.00	15	2 4017 01	10	
		3.60	20	2 4017 02	10	
		6.50	25	2 4017 03	10	
		13.30	32	2 4017 04	5	
		18.50	40	2 4017 05	5	
		33.00	50	2 4017 06	5	
  <b>4217 GNW STRÖMAX-GNW</b>	<b>STRÖMAX-GNW, commissioning valve for differential pressure measurement with straight body, with test points, with equal percentage characteristic graph</b> Brass version, body of dezincification-resistant brass (DR), socket x socket, rising spindle, spindle sealing via double O-ring, sealing material of physiologically-safe material, equal percentage characteristic graph, 2 test points situated either side of the hand wheel, pre-setting via stroke limitation, display of the pre-setting on the hand wheel shaft, Max. operating temperature: 85 °C Max. operating pressure: 25 bar Pre-setting marker 1 <b>6517 05</b> must be ordered separately.	1.76	15	2 4217 71	1	
		2.38	20	2 4217 72	1	
		5.24	25	2 4217 73	1	
		8.56	32	2 4217 74	1	
		11.53	40	2 4217 75	1	
		17.16	50	2 4217 76	1	
  <b>4217 GMW</b>	<b>HERZ variable orifice commissioning valve for drinking water systems, with linear characteristic graph</b> Brass version of dezincification resistant brass, socket x socket, spindle sealing via double O-ring, Pre-setting via stroke limitation, digital display of the pre-setting level in the hand wheel window. 2 test points situated either side of the handwheel. Seals made of physiologically-safe material. Max. operating temperature: 85 °C Max. operating pressure: 16 bar	0.93	15 LF	2 4217 80	5	
		3.49	15 MF	2 4217 89	5	
		6.05	15	2 4217 81	5	
		6.11	20	2 4217 82	5	
		9.22	25	2 4217 83	3	
		18.83	32	2 4217 84	3	
		23.29	40	2 4217 85	2	
		35.26	50	2 4217 86	1	


## Water flow meter connection valves

Model	min. l/s	DN	Order number	Sale Unit	€
 <p><b>HERZ water flow meter fitting according to ÖNORM B 2531</b> Water flow meter fitting</p> <ul style="list-style-type: none"> <li>• Stable construction with open galvanized sheet steel bracket</li> <li>• Shutoff valve before the water flow meter</li> <li>• Backflow preventer, shutoff and drainage after the water flow meter</li> <li>• Length compensation for easy water flow meter installation</li> <li>• Union nut on the inlet side can be sealed</li> </ul> <p>Max. operating temperature: 90 °C Max. operating pressure: 16 bar</p> 	1.00	20	2 4126 62	1	
	1.75	25	2 4126 63	1	
	3.00	32	2 4126 64	1	
	4.00	40	2 4126 65	1	
	6.75	50	2 4126 66	1	





## Backflow preventer

 <p><b>HERZ backflow preventer</b> Dezincification-resistant brass, brass version, <b>DN 15 - DN 20:</b> three holes 1/4", <b>DN 25 - DN 50:</b> four holes 1/4", all of which are sealed with a sealing screw 2 0273 09. Threaded sockets on both sides according to ISO 7/1. Draining possible, drain valves must be ordered separately. Non-rising spindle, spindle sealing via elastic double O-ring, upper part sealed via O-ring seal in the body. Seals made of physiologically-safe material. Volumetric flow class V<sub>B</sub>, valve group I, <b>according to ÖNORM EN 1213.</b> Max. operating temperature: 80 °C Max. operating pressure: 16 bar</p> 	0.42	15	2 4126 01	5	
	1.00	20	2 4126 02	5	
	1.75	25	2 4126 03	5	
	3.00	32	2 4126 04	5	
	4.00	40	2 4126 05	1	
	6.75	50	2 4126 06	1	





## Filling valve

Model	PN	DN	Order number	Sale Unit	€
 <p><b>HERZ automatic filling valve for filling of heating/cooling system with a presetted system pressure.</b> Body of forged brass, inclined body, with integrated pressure reducer, ball valve with square SW14, check valve. Pressure gauge 0-10 bar, seal with integrated filter, flat seal and free turning nut connectors MT 1/2" are included. Temperature range: from 0.5 °C to 70 °C Maximum inlet pressure: 16 bar Regulated pressure range: 1.5-6 bar Stainless steel filter with 0.3 mm mesh size</p>	16	15	1 4216 01	1	










## Shutoff valves for drinking water systems with non-rising spindle, inclined body

Model	min. l/s	DN	Order number	Sale Unit	€	
  <p><b>4125 AWD STRÖMAX-AWD</b></p>			<b>STRÖMAX-AWD shutoff valve with inclined body, Rp (female thread)</b> Dezincification-resistant brass, brass version, no dead leg			
			<b>DN 10–50:</b> <b>Two holes 1/4</b> and one sealing screw 2 <b>0273 09</b> screwed on. The hand wheel made of polyamide.			
			<b>DN 65 and 80:</b> <b>Two holes 3/8</b> and one sealing screw 2 <b>0273 00</b> screwed on. The hand wheel made of steel sheet.			
			* Threaded sockets on both sides according to ISO 7/1.			
			* Draining possible, drain valves must be ordered separately.			
			* Non-rising spindle, spindle sealing via elastic double O-ring, upper part sealed via O-ring seal in the body.			
			* Seals made of physiologically-safe material.			
			* Accessories: 2 <b>0275</b> or 2 <b>0276</b> . Filling and drain valve must be ordered separately.			
		* Volumetric flow class V <sub>B</sub> , valve group I, <b>according to ÖNORM EN 1213.</b> <b>ÖVGW-tested and registered.</b>				
	0.5	15	2 4125 71	5		
	1.0	20	2 4125 72	5		
	1.75	25	2 4125 73	5		
	3.0	32	2 4125 74	5		
	4.0	40	2 4125 75	5		
	6.75	50	2 4125 76	5		
	11.0	65	2 4125 77	1		
	16.0	80	2 4125 78	1		
  <p><b>4125 WD STRÖMAX-WD</b></p>			<b>STRÖMAX-WD shutoff valve with inclined body, Rp (female thread)</b> Dezincification-resistant brass, brass version, no dead leg			
			* Threaded sockets on both sides according to ISO 7/1. No draining possible.			
			* Non-rising spindle, spindle sealing via elastic double O-ring, upper part sealed via O-ring seal in the body.			
			* Seals made of physiologically-safe material.			
			* Volumetric flow class V <sub>B</sub> , valve group I, <b>according to ÖNORM EN 1213.</b> <b>ÖVGW-tested and registered.</b>			
		0.5	15	2 4125 61	5	
		1.0	20	2 4125 62	5	
		1.75	25	2 4125 63	5	
	3.0	32	2 4125 64	5		
	4.0	40	2 4125 65	5		
	6.75	50	2 4125 66	5		
	11.0	65	2 4125 67	1		
	16.0	80	2 4125 68	1		







## Shutoff valves for drinking water systems with rising spindle, inclined body

  <p><b>4115 AW STRÖMAX-AW</b></p>			<b>STRÖMAX-AW shutoff valve with inclined body with threaded sockets, Rp (female thread)</b> Dezincification-resistant brass, brass version.			
			<b>DN 15–50:</b> <b>Two holes 1/4</b> and one sealing screw 2 <b>0273 09</b> screwed on.			
			<b>DN 65 and 80:</b> <b>Two holes 3/8</b> and one sealing screw 2 <b>0273 00</b> screwed on.			
			* Threaded sockets on both sides according to ISO 7/1.			
			* Draining possible, drain valves must be ordered separately.			
			* The rising valve spindle is securely and durably sealed with a double O-ring.			
			* Seals made of physiologically-safe material.			
			* Accessories: 2 <b>0275</b> or 2 <b>0276</b> . Filling and drain valve must be ordered separately.			
		* Volumetric flow class V <sub>B</sub> , valve group I, <b>according to ÖNORM EN 1213.</b> <b>ÖVGW-tested and registered.</b>				
	0.5	15	2 4115 11	10		
	1.0	20	2 4115 12	10		
	1.75	25	2 4115 13	10		
	3.0	32	2 4115 14	5		
	4.0	40	2 4115 15	5		
	6.75	50	2 4115 16	5		
	11.0	65	2 4115 17	1		
	16.0	80	2 4115 18	1		
  <p><b>4115 W STRÖMAX-W</b></p>			<b>STRÖMAX-W shutoff valve with inclined body and threaded sockets, Rp (female thread)</b> Dezincification-resistant brass, brass version.			
			* Threaded sockets on both sides according to ISO 7/1.			
			* The rising valve spindle is securely and durably sealed with a double O-ring.			
			* Seals made of physiologically-safe material.			
			* Volumetric flow class V <sub>B</sub> , valve group I, <b>according to ÖNORM EN 1213.</b> <b>ÖVGW-tested and registered.</b>			
		0.25	10	2 4115 00	10	
		0.5	15	2 4115 01	10	
		1.0	20	2 4115 02	10	
	1.75	25	2 4115 03	10		
	3.0	32	2 4115 04	5		
	4.0	40	2 4115 05	5		
	6.75	50	2 4115 06	5		
	11.0	65	2 4115 07	1		
	16.0	80	2 4115 08	1		



## Shutoff valve, straight body

Model	min. l/s	DN	Pipe Ø mm	Order number	Sale Unit	€
  <p><b>HERZ straight body shutoff valve, straight model with socket x male thread + soldered screw connection</b></p> <p>Drilled on both sides, one plug installed, of dezincification-resistant brass, brass version, no dead leg, seal of physiologically-safe material. Volumetric flow class VA, ÖNORM EN 1213. Max. operating temperature: 90°C. Max. operating pressure: 10 bar. Max. differential pressure on closed valve: 10 bar. Accessories: 2 <b>0275</b> 09. Filling and drain valve must be ordered separately.</p>  <p><b>4215 AW</b></p>	0.20	15	15	2 4215 11	10	
	0.40	20	18	2 4215 12	10	
  <p><b>HERZ straight body shutoff valve, straight model with male thread x male thread + soldered screw connection</b></p> <p>Drilled on both sides, one plug installed, of dezincification-resistant brass, brass version, no dead leg, seal of physiologically-safe material. Volumetric flow class VA, ÖNORM EN 1213. Max. operating temperature: 90°C. Max. operating pressure: 10 bar. Max. differential pressure on closed valve: 10 bar. Accessories: 2 <b>0275</b> 09. Filling and drain valve must be ordered separately.</p>  <p><b>4215 AW</b></p>	0.20	15	15	2 4215 21	10	
	0.40	20	18	2 4215 22	10	
	0.70	25	22	2 4215 23	10	
  <p><b>HERZ straight body shutoff valve, straight model with socket x socket</b></p> <p>Drilled on both sides, one plug installed, of dezincification-resistant brass, brass version, no dead leg. Volumetric flow class VA, ÖNORM EN 1213. Max. operating temperature: 90°C. Max. operating pressure: 10 bar. Max. differential pressure on closed valve 10 bar. Accessories: 2 <b>0275</b> 09. Filling and drain valve must be ordered separately.</p>  <p><b>4215 AW</b></p>	0.20	15	15	2 4215 31	10	
	0.40	20	20	2 4215 32	10	
	0.70	25	25	2 4215 33	10	
	1.20	32	32	2 4215 34	5	
	1.60	40	40	2 4215 35	5	
	2.70	50	50	2 4215 36	5	


## Shutoff valve, straight body without draining

  <p><b>HERZ straight body shutoff valve, straight model with socket x socket without draining</b></p> <p>Without hole, of dezincification-resistant brass, brass version, no dead leg. Volumetric flow class VA, ÖNORM EN 1213 Max. operating temperature 90°C. Max. operating pressure: 10 bar. Max. differential pressure on closed valve: 10 bar.</p>  <p><b>4215 W</b></p>	0.20	15	15	2 4215 41	10	
	0.40	20	20	2 4215 42	10	
	0.70	25	25	2 4215 43	10	
	1.20	32	32	2 4215 44	5	
	1.60	40	40	2 4215 45	5	
	2.70	50	50	2 4215 46	5	
  <p><b>HERZ straight body shutoff valve, straight model with socket x male thread without draining</b></p> <p>Without hole, of dezincification-resistant brass, brass version, no dead leg. Volumetric flow class VA, ÖNORM EN 1213 Max. operating temperature 90°C. Max. operating pressure: 10 bar. Max. differential pressure on closed valve: 10 bar.</p>  <p><b>4215 W</b></p>	0.20	15	20	2 4215 61	10	


## Flush ball valves

Model	PN	Dim.	Order number	Sale Unit	€
 <p><b>Flush ball valve without lever, PN 16</b> Socket x socket. Ball without dead leg. PTFE and EPDM seals, spindle sealing with O-ring, female thread according to ISO 228. Fitting dimensions (pipe axis up to wall surface) DN 15: 25-40 mm, DN 20: 30-45mm. Max. operating temperature: 90 °C (briefly 110 °C).</p>	16	15	1 2202 01	50	
	16	20	1 2202 02	50	
 <p><b>Flush ball valve with lever, PN 16</b> Socket x socket. Ball without dead leg. PTFE and EPDM seals, spindle sealing with O-ring, female thread according to ISO 228. Fitting dimensions (pipe axis up to wall surface) DN 15: 25-40 mm, DN 20: 30-45mm. Max. operating temperature: 90 °C (briefly 110 °C).</p>	16	15	1 2202 11	50	
	16	20	1 2202 12	50	



## Spindle extension for HERZ Flush ball valves

Model	DN	Order number	Sale Unit	€
 <p><b>Spindle extension for HERZ Flush ball valves</b> The spindle extensions allow a deeper installation of the flush ball valves from 55 - 70 mm from the pipe axis to the wall surface. Suitable for 1 2202 01/02/11/12.</p>	15-20	1 2201 97	1	



## Flush ball valves with press connection

Model	PN	DN	Order number	Sale Unit	€
 <p><b>Flush ball valve with lever and press connection, PN 16</b> With press connection for aluminium composite pipes. Ball without dead leg. Press fitting TH not sealed when not compressed. Max. operating temperature: 85 °C.</p>	16	16 x 2.0	T 7216 63	20	
		20 x 2.0	T 7220 63	20	
		26 x 3.0	T 7226 63	15	












## Ball valves

Model	PN	DN	Order number	Sale Unit	€
 <p><b>Ball valve with lever handle, PN 25</b> Socket x socket. Ball without dead leg, with full bore, PTFE and EPDM seals. Spindle sealing with O-ring. Female thread according to ISO 228. Max. operating temperature: 85 °C.</p>	25	15	2 2100 01	10	
	25	20	2 2100 02	10	
	25	25	2 2100 03	5	
	25	32	2 2100 04	5	
	25	40	2 2100 05	1	
	25	50	2 2100 06	1	
 <p><b>Ball valve with t-handle, PN 25</b> Socket x socket. Ball without dead leg, with full bore. PTFE and EPDM seals. Spindle sealing with O-ring. Female thread according to ISO 228. Max. operating temperature: 85 °C.</p>	25	15	2 2100 11	25	
	25	20	2 2100 12	25	
	25	25	2 2100 13	16	
	25	32	2 2100 14	16	


## Ball valves

 <p><b>Ball valve with t-handle and backflow preventer, PN 16</b> Socket x socket. Ball without dead leg. PTFE and EPDM seals, spindle seals with O-ring. Female thread according to ISO 228. Spring-loaded backflow preventer of plastic installed. Max. operating temperature: 85 °C.</p>	16	15	2 2110 01	10	
	16	20	2 2110 02	10	
 <p><b>Ball valve with lever handle and backflow preventer, PN 16</b> As above, but model with lever handle. Ball without dead leg.</p>	16	15	2 2110 11	25	
	16	20	2 2110 12	25	






## Pressure reducers

Model	PN	DN	Order number	Sale Unit	€
 <p><b>Membrane pressure reducer</b> Compact shape, body of dezincification-resistant brass, cap of transparent plastic. Filter key and manometer included. Max. temperature 40 °C, operating pressure to 16 bar, setting range from 1.5 to 6 bar, stainless steel strainer mesh with 0.3 mm mesh width.</p>	16	15	1 2682 11	1	
	16	20	1 2682 12	1	
	16	25	1 2682 13	1	
	16	32	1 2682 14	1	
	16	40	1 2682 15	1	
	16	50	1 2682 16	1	
 <p>As above, but with cap of brass, Max. temperature 70 °C.</p>	16	15	1 2682 21	1	
	16	20	1 2682 22	1	
	16	25	1 2682 23	1	
	16	32	1 2682 24	1	
	16	40	1 2682 25	1	
	16	50	1 2682 26	1	
 <p><b>Filter key</b> for removing the cap of the membrane pressure reducer</p>			1 2682 27	1	
 <p><b>Replacement filter</b> for membrane pressure reducer DN 15 - DN 25</p>			1 2682 28	1	
	<p>As above, but for membrane pressure reducer DN 32 - DN 50</p>			1 2682 29	1
 <p><b>Plastic cap until 2025</b> Replacement cap for membrane pressure reducer DN 15 - DN 25. Manufactured up to February 2025.</p>			1 2682 30	1	
 <p><b>Plastic cap from 2025</b> Replacement cap for membrane pressure reducer DN 15 - DN 25. Manufactured as of to February 2025.</p>			1 2682 43	1	
 <p><b>Plastic cap</b> Replacement cap for membrane pressure reducer DN 32 - DN 50</p>			1 2682 31	1	
 <p><b>Brass cap until 2025</b> Replacement cap for membrane pressure reducer DN 15 - DN 25. Manufactured up to February 2025.</p>			1 2682 32	1	
 <p><b>Brass cap from 2025</b> Replacement cap for membrane pressure reducer DN 15 - DN 25. Manufactured as of February 2025.</p>			1 2682 44	1	
 <p><b>Brass cap</b> Replacement cap for membrane pressure reducer DN 32 - DN 50</p>			1 2682 33	1	
 <p><b>Manometer</b> for the membrane pressure reducer</p>			1 2682 34	1	


## Drain valves

Model	PN	DN	Dim.	Order number	Sale Unit	€
 <p><b>Water ball valve with spigot and lever</b>                      Forged brass body, nickel-plated, seals of PTFE and NBR.                      Suitable for use in horticultural, hydro and sanitary systems.                      Temperature range from 0°C to +85°C.</p>	16	10	G 1/2"	1 2503 01	10	
	16	15	G 3/4"	1 2503 02	50	




## System separators

Model	DN	Order number	Sale Unit	€
 <p><b>HERZ</b> system separator combination type BA according to DIN EN 1717, consisting of system separator, test valves and maintenance shutoffs, forged brass body, chrome-plated bar brass test valves. Nominal pressure PN 10 Max. operating temperature 65°C, briefly 80°C, medium: water.</p>	15	0303 01	1	
	20	0303 02	1	
 <p><b>HERZ</b> system separator refilling combination type BA according to DIN EN 1717, consisting of system separator, test valves and maintenance shutoffs, pressure reducer and manometer, forged brass body, chrome-plated bar brass test valves. Nominal pressure PN 10 Max. operating temperature 65°C, briefly 80°C, medium: water.</p>	15	0305 01	1	
	20	0305 02	1	
 <p>As above but including black insulation box.</p>	15	0305 11	1	
	20	0305 12	1	
 <p><b>HERZ</b> tap valve with integrated system separator type BA according to DIN EN 1717 for installation above a drain installation or outdoors (garden valve). Forged brass body, chrome-plated, Nominal pressure PN 10 Max. operating temperature 65°C, briefly 80°C, medium: water.</p>	1/2" x 3/4"	0300 01	1	
	3/4" x 3/4"	0300 02	1	
	3/4" x 1"	0300 12	1	
 <p><b>HERZ</b> system separator type BA according to DIN N 1717 for retrofitting of discharge valves even outdoors (garden valve). Strainer mesh to prevent dirt entry, locking screw and protective cap to prevent manipulation. Forged brass body, chrome-plated Nominal pressure PN 10 Max. operating temperature 65°C, briefly 80°C, medium: water.</p>	3/4" x 3/4"	0302 02	1	
	1" x 3/4"	0302 03	1	
	1" x 1"	0302 13	1	



## Testing device

 <p><b>HERZ</b> testing device for the functionality of system separators Input pressure up to 10 bar and differential pressure to max. 1.5 bar, incl. plastic case Max. static pressure 25 bar Precision class 2.5.</p>	0300 00	1	
---	---------	---	--




## Refiller

 <p><b>HERZ</b> heating refilling station, complete, consisting of system separator, pressure reducer, manometer and refilling unit with water flow meter for filling and operation of heating systems according to VDI2035 and ÖNORM H5195. With the mixture of selected ion exchange resins, the water is considerably softened and the pH value is raised to between 8.2 and 8.7 in the alkaline range. However, because corrosive ions such as chloride and sulphate are also removed, lasting corrosion protection is achieved even without chemical inhibitors. Forged brass body, Max. operating pressure 6 bar Temperature max. 65°C.</p>	15	0321 01	1	
	20	0321 02	1	
 <p><b>HERZ</b> refilling cartridge for heating refilling stations.</p>	-	0321 10	1	
 <p><b>HERZ</b> heating cartridge for the initial filling with threaded connection on both sides.</p>	3/4"	0322 00	1	





## System separators

Model	DN	Order number	Sale Unit	€
 <p><b>HERZ system separator</b> type BA according to DIN EN 1717. The system separator permits protection against non-potable water up to hazard class 4. Three-chamber system separator also for retrofitting into existing standpipes. Connections either FT or MT Nominal pressure PN 10 Max. temperature 65°C, briefly 80°C Medium water. Connections 1½" made of stainless steel, Connections 2" made of brass, stainless steel spring. EPDM or POM seals.</p> 	1½" x 1½" FT x FT	I 0307 01	1	
	1½" x 1½" FT x MT	I 0307 02	1	
	1½" x 1½" MT x MT	I 0307 03	1	
	1½" x 1½" MT x FT	I 0307 04	1	
	2" x 2" FT x FT	I 0307 05	1	
	2" x 2" FT x MT	I 0307 06	1	
	2" x 2" MT x MT	I 0307 07	1	
	2" x 2" MT x FT	I 0307 08	1	
	1½" x 2" FT x FT	I 0307 09	1	
	1½" x 2" FT x MT	I 0307 10	1	
	1½" x 2" MT x MT	I 0307 11	1	
	1½" x 2" MT x FT	I 0307 12	1	
	2" x 1½" FT x FT	I 0307 13	1	
	2" x 1½" FT x MT	I 0307 14	1	
	2" x 1½" MT x MT	I 0307 15	1	
	2" x 1½" MT x FT	I 0307 16	1	


## Water filters

	<p><b>HERZ filter for cold water</b> Rinseable filter for drinking water, brass body, glass fibre-reinforced, transparent plastic cup, stainless steel filter (100 µm), max. operating temperature: 30°C, max. operating pressure: 16 bar, including connections and filter key.</p>	15	I 0553 01	1	
		20	I 0553 02	1	
		25	I 0553 03	1	
	<p><b>HERZ filter for warm water</b> Rinseable filter for drinking water, brass body, trogamide cover, stainless steel filter (100 µm), max. operating temperature: 60 °C, max. operating pressure: 16 bar, including connections and filter key.</p>	15	I 0554 01	1	
		20	I 0554 02	1	
		25	I 0554 03	1	
	<p><b>Replacement filter</b> for water filter I 0553 0x and I 0554 0x, stainless steel filter 30 µm.</p> <p>As above, but 100 µm.</p>		I 0554 08	1	
			I 0554 09	1	



## Water filters

Model	DN	Order number	Sales Unit	€
 <p><b>HERZ filter for cold water</b> Rinseable filter for drinking water, brass body, transparent plastic cup, filter made from stainless steel (80-100 µm), max. operating temperature: 40 °C, max. operating pressure: 16 bar, including connections and filter key, with connection for manometer G ¼", Manometer 0-10 bar (1 <b>2682 34</b>) must be ordered separately, with thread G ¾" for pipe connection (eg 1 <b>6206 02</b>, must be ordered separately).</p>	15	2 <b>3010 01</b>	1	
	20	2 <b>3010 02</b>	1	
	25	2 <b>3010 03</b>	1	
 <p><b>HERZ filter for cold water with pressure reducer</b> Rinseable filter for drinking water, brass body, transparent plastic cup, filter made from stainless steel (80-100 µm), including connections and filter key, with thread G ¾" for pipe connection (eg 1 <b>6206 02</b>, must be ordered separately), Pressure reducer according EN 1567, adjusting range 1.5 – 6 bar, including manometer 0-10 bar, max. operating temperatur 40 °C, max. inlet pressure 16 bar.</p>	15	2 <b>3011 01</b>	1	
	20	2 <b>3011 02</b>	1	
	25	2 <b>3011 03</b>	1	
 <p><b>Replacement filter</b> for HERZ filter for cold water DN15 - DN25 (2 <b>3010 01</b>, 2 <b>3010 02</b>, 2 <b>3010 03</b>) and for HERZ filter for cold water with pressure reducer DN15 - DN25 (2 <b>3011 01</b>, 2 <b>3011 02</b>, 2 <b>3011 03</b>)</p>		2 <b>6301 00</b>	1	
 <p><b>Replacement filter cup with drain valve until 2025</b> for HERZ filter for cold water DN15 - DN25 (2 <b>3010 01</b>, 2 <b>3010 02</b>, 2 <b>3010 03</b>) and for HERZ filter for cold water with pressure reducer DN15 - DN25 (2 <b>3011 01</b>, 2 <b>3011 02</b>, 2 <b>3011 03</b>), manufactured up to February 2025.</p>		2 <b>6301 01</b>	1	



## Test points

Model	DN	Order number	Sale Unit	€
 <p><b>HERZ test point with drain valve for drinking water</b> Brass version, cap green.</p>	1/4	2 <b>0284 20</b>	1	


## Sanitary safety valve

 <p><b>HERZ safety valve for sanitary systems</b>, forged brass body, response pressure 6 bar, max. temperature 110°C. Connection with female thread.</p>	15	1 <b>0132 04</b>	1	
 <p><b>HERZ safety valve for sanitary systems</b>, forged brass body, response pressure 6 bar, max. temperature 110°C. Connection with male thread.</p>	15	1 <b>0132 14</b>	1	





## Drinking water mixing valves

Model	DN	Order number	Sale Unit	€
 <p><b>HERZ drinking water mixing valve TMV with side mixing outlet</b>                      25 l/min at 3 bar water pressure, minimum water flow 4 l/min.                      Factory setting 38 °C                      Setting range 38 – 48 °C +/- 2 K.</p>	15	2 7766 51	1	
 <p><b>HERZ drinking water mixing valve TMV 2 with bottom mixing outlet</b>                      42 l/min at 3 bar water pressure, minimum water flow 4 l/min.                      Factory setting 45 °C                      Setting range 35 - 50 °C +/- 2 K.</p>	15	2 7766 54	1	


## HERZ backflow preventer

Model	DN	Order number	Sale Unit	€
 <p><b>HERZ backflow preventer</b>                      According to EN 1717, safety valve for preventing backflow, backpressure and back suction of contaminated water into buildings, into the supply line or into other system components. Medium water, body and water-carrying parts of dezincification-resistant brass. Operates silently and generates no hydraulic shock (pressure jolts).                      Two 1/4 openings for inspection.</p>	20	1 2623 02	25	
	25	1 2623 03	25	
	32	1 2623 04	16	

## Accessories

Model	Dim.	Order number	Sale Unit	€
 <p><b>Sealing screw</b> Brass version, dezincification-resistant brass with O-ring seal and external hex.</p>	1/4"	2 0273 09	10	
	3/8"	2 0273 00	10	
 <p><b>Drain valve</b> Drain valve with handle, brass version, TW.</p>	1/4"	2 0275 09	20	
	3/8"	2 0275 00	20	
 <p><b>Drain valve</b> with hose connection, G 3/4, TW cap green, brass version. Hose connection 1 6206 01 must be ordered separately.</p>	1/4"	2 0276 09	20	
	3/8"	2 0276 00	20	
 <p><b>Sampling valve</b> according to ÖNORM B 1921, ISO 19458, DIN 38402, DVGW Worksheet W 551 and VDI 6023 Low-spray Operating pressure max. 16 bar, max. permissible operating temperature 90°C.</p> <p><b>Sampling valve</b> As above, but long model for thermally-insulated valves so that the sampling valve is run out of the thermal insulation.</p>	1/4"	2 0277 09	20	
	3/8"	2 0277 00	20	
	1/4"	2 0277 19	20	
	3/8"	2 0277 10	20	


## Pre-setting key for TMV

 <p><b>Pre-setting key for temperature control</b> for 2 7766 51.</p>	2 7766 80	1	
--	-----------	---	--





## Spare part for ball valves

 <p><b>Lever handle for ball valve, green, steel galvanized</b> Ball valve with backflow preventer 2 2110 11/12 (DN 15/DN 20)</p>	1 6386 85	50	
--	-----------	----	--






## Upper parts for inclined body valves TW manufactured as of 2004


Model	DN	Order number	Sale Unit	€
 <p><b>Upper part</b> for STRÖMAX-MW and STRÖMAX-RW Commissioning valves with O-ring seal between upper part and body. <b>4117 MW, 4117 RW</b></p>	15	2 6388 00	1	
	20	2 6388 02	1	
	25	2 6388 03	1	
	32	2 6388 04	1	
	40	2 6388 05	1	
	50	2 6388 06	1	

## Upper parts for inclined body valves in current design manufactured as of 2004



 <p><b>Upper part</b> for STRÖMAX-AW shutoff valves with inclined body, rising spindle. <b>2 4115 AW, 2 4315 AW</b></p>	10	2 6385 00	1	
	15	2 6385 01	1	
	20	2 6385 02	1	
	25	2 6385 03	1	
	32	2 6385 04	1	
	40	2 6385 05	1	
	50	2 6385 06	1	
	80	2 6385 08	1	
 <p><b>Upper part</b> for STRÖMAX-WD shutoff valves. <b>4125 WD, 4125 AWD 4325 D, 4325 AD</b></p>	15	2 6389 01	1	
	20	2 6389 02	1	
	25	2 6389 03	1	
	32	2 6389 04	1	
	40	2 6389 05	1	
	50	2 6389 06	1	
	65	2 6389 07	1	
	80	2 6389 08	1	
 <p><b>Upper part</b> for valve 4215 W, 4215 AW with straight body. <b>2 4215 W, 2 4215 AW</b></p>	15	2 6387 51	1	
	20	2 6387 52	1	
	25	2 6387 53	1	
	32	2 6387 54	1	
	40	2 6387 55	1	
	50	2 6387 56	1	
 <p><b>Upper part</b> for backflow preventer <b>4126</b>.</p>	20	2 6389 12	1	
	25	2 6389 13	1	
	32	2 6389 14	1	
	40	2 6389 15	1	
	50	2 6389 16	1	

## Hand wheels


Model	DN	Order number	Sale Unit	€
 <p><b>Hand wheel green with fastening screw</b> for STRÖMAX-AWD shutoff valves with inclined body.</p>	15-50	2 6517 00	1	
	65, 80	2 6517 01	1	
 <p><b>2 4125 AWD, 2 4325 AWD.</b></p>				
 <p><b>Hand wheel green with fastening screw</b> for valve 4215 W, 4215 AW with straight body.</p> <p><b>2 4215 W, 2 4215 AW</b></p>	15-20	2 6520 01	1	
	25-32	2 6520 03	1	
	40-50	2 6520 04	1	
 <p><b>Hand wheel</b> green with fastening screw for STRÖMAX-MW commissioning valves with straight body and female thread.</p> <p><b>2 4117 MW and 2 4117 RW</b></p>	1/2-2	2 6518 00	1	
 <p><b>Replacement hand wheel green for 4017.</b></p>	15-32	2 6522 01	1	
	40-50	2 6522 02	1	

Model	Square	Ø Hand wheel	Order number	Sale Unit	€
 <p><b>Hand wheel</b> with fastening screw for STRÖMAX-AW shutoff valves with inclined body.</p> <p><b>2 4115 AW, 2 4315 AW</b></p> <p><b>Hand wheel</b> with fastening screw for STRÖMAX-AW shutoff valves with inclined body.</p> <p><b>2 4115 AW, 2 4315 AW</b></p>	6 mm	50 mm	2 6519 00	1	
	7 mm	60 mm	2 6519 02	1	
	8 mm	80 mm	2 6519 04	1	
	9 mm	80 mm	2 6519 06	1	
	14 mm	160 mm	2 6519 07	1	
	6 mm	60 mm	2 6519 11	1	
	7 mm	70 mm	2 6519 12	1	
	7 mm	88 mm	2 6519 13	1	
	10 mm	130 mm	2 6519 17	1	


## Compact distributor for sanitary installations, DN 20 (3/4)

Model	Dim.	Order number	Sale Unit	€	
	<b>HERZ compact distributor</b> of dezincification-resistant brass according to DVGW-AB W 534. Externally nickel-plated. Trunk DN 20, branches with male thread G 1/2 and cone, 50 mm pipe mean dimension.	<b>with two branches</b>	2 8451 22	1	
		<b>with three branches</b>	2 8451 23	1	
		<b>with four branches</b>	2 8451 24	1	
	<b>HERZ compact distributor,</b> of dezincification-resistant brass according to DVGW-AB W 534. Externally nickel-plated. Trunk DN 20, branches with male thread G 3/4 and cone, 50 mm pipe mean dimension.	<b>with two branches</b>	2 8451 32	1	



## Accessories

Model	Order number	Sale Unit	€	
	<b>Distributor mount for installation of the distributor in a cabinet</b> 1 pair Bar spacing 200 mm for compact distributor 2 8451.	1 8422 20	1	





## Wall box



	Fastening for wall box	P 1025 07	10	
---	------------------------	-----------	----	--

## HERZ - Sanitary water distributor

Model	PN	DN	Dim.	Order number	Sale Unit	€
 <p><b>Sanitary water distributor</b> Body of forged brass according to UBA / 4MS-List. Insert: male thread G 3/4" and female thread G 3/4" for DN20 and Insert: male thread G 1" and female thread G 1" for DN25, exit: male thread 3/4" euro cone, combination of different sanitary distributors without additional sealing or glue is possible. Cap with blind plug. G 3/4" 1 <b>6319 22</b> or cap G 3/4" 1 <b>6319 23</b>. Max. operating pressure: 10 bar, min. operating temperature: 0 °C (water 0.5 °C), max. operating temperature: 110 °C.</p> 	10	20	2x	2 8530 02	25	
	10	20	3x	2 8530 03	12	
	10	20	4x	2 8530 04	12	
	10	25	4x	2 8530 14	12	
	10	25	5x	2 8530 15	12	

## Accessories

Model	Dim.	Order number	Sale Unit	€
 <p><b>Blind plug G 3/4"</b> for sanitary water distributor 8530, incl. O-ring</p>	G 3/4"	1 6319 22	50	
 <p><b>Cap G 3/4"</b> for sanitary water distributor 8530, incl. flat seal</p>	G 3/4"	1 6319 23	20	
 <p><b>Plastic pipe connection</b> for pipes made of PE-X and PB and aluminium composite pipes, suitable for drinking water and hot water devices.</p> 	G 3/4" - 16 x 2	1 6095 01	100	
	G 3/4" - 20 x 2	1 6095 02	100	
	G 3/4" - 26 x 3	1 6095 03	50	
	G 1" - 26 x 3	1 6095 04	100	
<b>Compression adapter for copper pipes</b>	G 3/4" - 18	1 6276 18	10	



Model	PN	DN	Order number	Sale Unit	€
 <p><b>Ball valve with freely-rotating union nut, with T-handle straight version (Silumin), PN 25</b> Socket x union nut flat-sealing. Body of forged brass. Brass ball, chrome-plated, with full bore. PTFE seals, spindle seal with O-ring. Female thread according to ISO 228. Max. operating temperature: 85 °C.</p>	25	20	1 2221 03	25	
	25	25	1 2221 04	16	
 <p><b>Ball valve with freely-rotating union nut, with T-handle angle version (Silumin), PN 25</b> Socket x union nut flat-sealing. Body of forged brass. Brass ball, chrome-plated, with full bore. PTFE seals, spindle seal with O-ring. Female thread according to ISO 228. Max. operating temperature: 85 °C.</p>	25	20	1 2224 23	25	
	25	25	1 2224 24	16	





10

PIPEFIX



## Pipes for HERZ-PIPEFIX Composite pipe PE-RT HT

Model	Aluminium wall thickness (mm)	Diameter wall thickness (mm)	Order number	Reel (m)	Sales Unit Pallet (m)	€
 <p><b>Pipe bundle</b> HERZ plastic-aluminium composite pipe PE-RT/Al/PE-RT, multi-layer pipe for complex installation requirements in heating, air-conditioning and sanitary installations. System-tested with HERZ-PIPEFIX press fittings or screw connections. Delivered as pipe bundle.</p> 	0.4	16 x 2	3 C160 20	200	3000	
	0.4	20 x 2	3 C200 20	100	1500	
	0.5	26 x 3	3 C260 30	50	750	
	0.5	32 x 3	3 C320 30	50	600	
	0.5	40 x 3.5	3 C400 30	25	300	



## Composite pipe PE-RT FH, HTS

Model	Aluminium wall thickness (mm)	Diameter wall thickness (mm)	Order number	Reel (m)	Sales Unit Pallet (m)	€
 <p><b>Pipe bundle</b> HERZ plastic-aluminium composite pipe PE-RT/Al/PE-RT, multi-layer pipe for complex installation requirements in heating, air-conditioning and sanitary installations. System-tested with HERZ-PIPEFIX press fittings or screw connections. Delivered as pipe bundle.</p> 	0.2	10 x 1.3	3 C101 30	250	3500	
	0.2	16 x 2	3 D160 20	200	3000	
	0.25	20 x 2	3 C200 30	100	1500	
	0.35	26 x 3	3 C260 40	50	750	




## Composite pipe PE-RT HT

Model	Aluminium wall thickness (mm)	Diameter wall thickness (mm)	Order number	Pipe (m)	Sales Unit Pallet (m)	€
 <p><b>Straight pipes</b> HERZ plastic-aluminium composite pipe PE-RT/Al/PE-RT, multi-layer pipe for complex installation requirements in heating, air-conditioning and sanitary installations. System-tested with HERZ-PIPEFIX press fittings or screw connections. Delivered as straight pipes.</p> 	0.4	16 x 2	3 C160 34	5	6240	
	0.4	20 x 2	3 C200 34	5	3900	
	0.5	26 x 3	3 C260 35	5	2340	
	0.5	32 x 3	3 C320 35	5	1300	
	0.5	40 x 3.5	3 C400 36	5	780	
	0.6	50 x 4	3 C500 40	5	450	
	0.8	63 x 4.5	3 C630 45	5	415	
	0.8	75 x 5	3 C750 50	5	1500	



## Composite pipe PE-RT HTS

Model	Aluminium wall thickness (mm)	Diameter wall thickness (mm)	Order number	Pipe (m)	Sales Unit Pallet (m)	€
 <p><b>Straight pipes</b> HERZ plastic-aluminium composite pipe PE-RT/Al/PE-RT, multi-layer pipe for complex installation requirements in heating, air-conditioning and sanitary installations. System-tested with HERZ-PIPEFIX press fittings or screw connections. Delivered as straight pipes.</p> 	0.2	16 x 2	3 C160 46	5	6240	
	0.25	20 x 2	3 C200 38	5	3900	
	0.35	26 x 3	3 C260 39	5	2340	



## Composite pipe PE-RT HT/HTS with thermal insulation

Model	Insulation thickness (mm)	Al wall thickness (mm)	Diameter wall thickness (mm)	Order number	Reel (m)	Sales Unit Pallet (m)	€
 <p><b>Pipe bundle</b> Heating and sanitary pipes with thermal insulation of PE-LD foam and film of PP. Thermal conductivity 0.04 W/mK according to DIN EN 8497, fire behaviour Cls1d0 (13 mm: Dls1d0) according to EN 13501-1, CFC- and HCFC-free, water vapour diffusion coefficient <math>\mu \geq 7.000</math> according to EN 13469. External shell white, labelling black.</p> 	6	0.4	16 x 2	3 C160 06	100	800	
	6	0.4	20 x 2	3 C200 06	50	550	
	6	0.5	26 x 3	3 C260 06	50	300	
	6	0.5	32 x 3	3 C320 06	25	125	
	9	0.4	16 x 2	3 C160 09	100	600	
	9	0.4	20 x 2	3 C200 09	50	550	
	9	0.5	26 x 3	3 C260 09	50	450	
	9	0.5	32 x 3	3 C320 09	25	125	
	13	0.2	16 x 2	3 D160 13	50	350	
	13	0.25	20 x 2	3 D200 13	50	250	
	13	0.35	26 x 3	3 D260 13	25	125	
	 <p><b>Pipe bundle</b> Heating and sanitary pipes with thermal insulation of PE-LD foam and film of PP., with reduced aluminium layer thickness, thermal conductivity 0.04 W/mK according to DIN EN 8497, fire behaviour Cls1d0 (13 mm: Dls1d0) according to EN 13501-1, CFC- and HCFC-free. Water vapour diffusion coefficient <math>\mu \geq 7.000</math> according to EN 13469. External shell white, labelling black.</p> 	6	0.2	16 x 2	3 D160 06	100	800
6		0.25	20 x 2	3 D200 06	50	550	
6		0.35	26 x 3	3 D260 06	50	300	
9		0.2	16 x 2	3 C160 09	100	600	
9		0.25	20 x 2	3 D200 09	50	550	
9		0.35	26 x 3	3 D260 09	50	450	


## Composite pipe PE-RT HT in protective conduit

Model	Aluminum wall thickness (mm)	Diameter wall thickness (mm)	Order number	Reel (m)	Sales Unit Pallet (m)	€
 <p><b>Pipe bundle</b> Heating and sanitary pipes in black plastic protective conduit.</p> 	0.4	16 x 2	3 C160 33	50	600	
	0.4	20 x 2	3 C200 33	50	600	

## Composite pipe PE-RT in protective conduit

Model	Aluminum wall thickness (mm)	Diameter wall thickness (mm)	Order number	Reel (m)	Sales Unit Pallet (m)	€
 <p><b>Pipe bundle</b> Heating and sanitary pipes in black plastic protective conduit.</p> 	0.2	16 x 2	3 C160 42	50	600	
	0.25	20 x 2	3 C200 40	50	600	

## Pipes for floor heating HERZ-Line PE-RT 5-layered pipe

Model	Diameter wall thickness	Order number	Sale Unit	€
 <p><b>HERZ-LINE PE-RT 5-layered pipe</b> High-safety pipe, impermeable to oxygen due to EVOH layer according to DIN 4726, PE-RT external sheath for protection of the EVOH oxygen barrier layer against mechanical damage. Manufactured according to EN ISO 21003. Colour: Red.</p>	16 x 2	U 1622 40	240 linear m	
		U 1624 80	480 linear m	
		U 1626 00	600 linear m	
	17 x 2	U 1722 40	240 linear m	
		U 1724 80	480 linear m	
		U 1726 00	600 linear m	
	18 x 2	U 1822 40	240 linear m	
		U 1824 80	480 linear m	
	20 x 2	U 2022 40	240 linear m	
		U 2024 80	480 linear m	

## Press fittings for HERZ-PIPEFIX


Press fittings with article number T xxxx xx are made of dezincification-resistant and drinking water-hygienic brass, double O-ring of EPDM according to KTW/UBA, stainless steel sleeve, plastic ring green for centering the sleeve.

The brass quality corresponds to the relevant standards for drinking water installations, such as EN1213, ÖNORM B 5014-3 and ÖNORM B 5024-3, as well as DIN 50930, Part 6 and TRV.



Press fittings for article number P xxxx xx are made of brass for heating and cold water in room climate control systems, double O-ring of EPDM, stainless steel sleeve, plastic ring white for centering the sleeve.

Operating temperature to 95°C, max. operating pressure 10 bar. Dimensions 16 - 40 not sealed when not compressed.


## Press fittings for HERZ-PIPEFIX Junction press fitting screw connection, flat-sealing

Model		Order number	Sale Unit	€
	16 x 2 – G 3/4	T 7016 41	150	
	20 x 2 – G 3/4	T 7020 41	150	
	16 x 2 – G 1	T 7016 42	100	
	20 x 2 – G 1	T 7020 42	100	
	26 x 3 – G 1	T 7026 42	80	
	26 x 3 – G 1¼	T 7026 43	50	
	32 x 3 – G 1¼	T 7032 43	40	
	40 x 3.5 – G 1¼	T 7040 43	30	
	32 x 3 – G 1½	T 7032 44	40	
	40 x 3.5 – G 1½	T 7040 44	30	
	50 x 4 – G 1½	T 7050 44	16	
	40 x 3.5 – G 2	T 7040 45	20	
	50 x 4 – G 2	T 7050 45	16	



## Press fittings Screw connection with cone

Model		Dim.	Order number	Sale Unit	€
	Nickel-plated, not suitable for drinking water	16 x 2 – M 22 x 1.5	P 7016 86	120	
		16 x 2 – G 1/2	P 7016 90	120	
		20 x 2 – G 1/2	P 7020 90	120	
		16 x 2 – G 3/4	P 7016 82	120	
		20 x 2 – G 3/4	P 7020 82	120	
	Unfinished	16 x 2 – G 3/4	T 7016 81	120	
		20 x 2 – G 3/4	T 7020 81	120	



## Angle screw connection

Model		Dim.	Order number	Sale Unit	€
	Angle screw connection for HERZ-3000, not suitable for drinking water	16 x 2 – G 3/4	P 7116 14	100	
		20 x 2 – G 3/4	P 7120 14	100	

## Press fittings Coupling

Model	Order number	Sale Unit	€
 	16 x 2 - 16 x 2	T 7016 00	150
	20 x 2 - 20 x 2	T 7020 00	120
	26 x 3 - 26 x 3	T 7026 00	80
	32 x 3 - 32 x 3	T 7032 00	50
	40 x 3.5 - 40 x 3.5	T 7040 00	30
	50 x 4 - 50 x 4	T 7050 00	20
	63 x 4.5 - 63 x 4.5	T 7063 00	10
	75 x 5 - 75 x 5	T 7075 00	8

## Reduction

Model	Order number	Sale Unit	€
 	20 x 2 - 16 x 2	T 7020 01	150
	26 x 3 - 16 x 2	T 7026 01	80
	26 x 3 - 20 x 2	T 7026 02	80
	32 x 3 - 16 x 2	T 7032 01	60
	32 x 3 - 20 x 2	T 7032 02	60
	32 x 3 - 26 x 3	T 7032 06	60
	40 x 3.5 - 26 x 3	T 7040 02	40
	40 x 3.5 - 32 x 3	T 7040 03	40
	50 x 4 - 26 x 3	T 7050 01	20
	50 x 4 - 32 x 3	T 7050 02	20
	50 x 4 - 40 x 3.5	T 7050 03	20
	63 x 4.5 - 26 x 3	T 7063 01	10
	63 x 4.5 - 32 x 3	T 7063 02	10
	63 x 4.5 - 40 x 3.5	T 7063 03	10
	63 x 4.5 - 50 x 4	T 7063 04	10
	75 x 5 - 50 x 4	T 7075 02	8
	75 x 5 - 63 x 4.5	T 7075 01	8

## Press fittings T-piece

Model	Order number	Sale Unit	€
16 x 2 – 16 x 2 – 16 x 2	T 7216 00	60	
16 x 2 – 20 x 2 – 16 x 2	T 7216 03	50	
20 x 2 – 20 x 2 – 20 x 2	T 7220 00	50	
20 x 2 – 16 x 2 – 16 x 2	T 7220 03	50	
20 x 2 – 16 x 2 – 20 x 2	T 7220 01	50	
20 x 2 – 20 x 2 – 16 x 2	T 7220 08	50	
20 x 2 – 26 x 3 – 20 x 2	T 7220 06	30	
26 x 3 – 26 x 3 – 26 x 3	T 7226 00	30	
26 x 3 – 20 x 2 – 16 x 2	T 7226 13	30	
26 x 3 – 20 x 2 – 20 x 2	T 7226 14	30	
26 x 3 – 26 x 3 – 16 x 2	T 7226 16	30	
26 x 3 – 26 x 3 – 20 x 2	T 7226 15	30	
26 x 3 – 16 x 2 – 26 x 3	T 7226 03	30	
26 x 3 – 20 x 2 – 26 x 3	T 7226 05	30	
26 x 3 – 32 x 3 – 26 x 3	T 7226 17	30	
32 x 3 – 32 x 3 – 32 x 3	T 7232 00	25	
32 x 3 – 16 x 2 – 32 x 3	T 7232 01	25	
32 x 3 – 20 x 2 – 26 x 3	T 7232 11	25	
32 x 3 – 20 x 2 – 32 x 3	T 7232 04	25	
32 x 3 – 26 x 3 – 26 x 3	T 7232 09	25	
32 x 3 – 26 x 3 – 32 x 3	T 7232 07	25	
32 x 3 – 32 x 3 – 20 x 2	T 7232 15	25	
32 x 3 – 32 x 3 – 26 x 3	T 7232 14	25	
32 x 3 – 40 x 3.5 – 32 x 3	T 7232 10	20	
40 x 3.5 – 40 x 3.5 – 40 x 3.5	T 7240 00	15	
40 x 3.5 – 26 x 3 – 32 x 3	T 7240 06	15	
40 x 3.5 – 26 x 3 – 40 x 3.5	T 7240 02	15	
40 x 3.5 – 32 x 3 – 32 x 3	T 7240 04	15	





## Press fittings T-piece



Model	Order number	Sale Unit	€
40 x 3.5 - 32 x 3 - 40 x 3.5	T 7240 03	15	
40 x 3.5 - 40 x 3.5 - 26 x 3	T 7240 07	15	
40 x 3.5 - 40 x 3.5 - 32 x 3	T 7240 08	15	
40 x 3.5 - 50 x 4 - 40 x 3.5	T 7240 12	10	
50 x 4 - 50 x 4 - 50 x 4	T 7250 00	8	
50 x 4 - 26 x 3 - 50 x 4	T 7250 03	10	
50 x 4 - 32 x 3 - 40 x 3.5	T 7250 06	10	
50 x 4 - 32 x 3 - 50 x 4	T 7250 01	10	
50 x 4 - 40 x 3.5 - 40 x 3.5	T 7250 05	10	
50 x 4 - 40 x 3.5 - 50 x 4	T 7250 02	8	
50 x 4 - 50 x 4 - 32 x 3	T 7250 07	10	
50 x 4 - 50 x 4 - 40 x 3.5	T 7250 08	8	
63 x 4.5 - 63 x 4.5 - 63 x 4.5	T 7263 00	4	
63 x 4.5 - 40 x 3.5 - 63 x 4.5	T 7263 01	6	
63 x 4.5 - 50 x 4 - 63 x 4.5	T 7263 02	6	
63 x 4.5 - 32 x 3 - 63 x 4.5	T 7263 03	6	
63 x 4.5 - 40 x 3.5 - 50 x 4	T 7263 04	6	
63 x 4.5 - 50 x 4 - 50 x 4	T 7263 05	6	
63 x 4.5 - 63 x 4.5 - 40 x 3.5	T 7263 06	6	
63 x 4.5 - 63 x 4.5 - 50 x 4	T 7263 07	6	
75 x 5 - 75 x 5 - 75 x 5	T 7275 00	2	







## Press fittings Angle 90°

Model		Order number	Sale Unit	€
 	16 x 2 – 16 x 2	T 7116 00	150	
	20 x 2 – 20 x 2	T 7120 00	100	
	26 x 3 – 26 x 3	T 7126 00	50	
	32 x 3 – 32 x 3	T 7132 00	30	
	40 x 3.5 – 40 x 3.5	T 7140 00	25	
	50 x 4 – 50 x 4	T 7150 00	10	
	63 x 4.5 – 63 x 4.5	T 7163 00	8	
	75 x 5 – 75 x 5	T 7175 00	4	







## Angle 45°

Model		Order number	Sale Unit	€
 	26 x 3 - 26 x 3	T 7126 01	50	
	32 x 3 - 32 x 3	T 7132 01	30	
	40 x 3.5 - 40 x 3.5	T 7140 01	25	
	50 x 4 - 50 x 4	T 7150 01	10	
	63 x 4.5 - 63 x 4.5	T 7163 01	6	


## Press fittings Angle screw connection

Model		Dim.	Order number	Sale Unit	€
 	Angle screw connection with MT.	16 x 2 – 1/2 MT	T 7116 71	50	
		20 x 2 – 1/2 MT	T 7120 71	40	
		20 x 2 – 3/4 MT	T 7120 72	40	
		26 x 3 – 1 MT	T 7126 73	30	
		32 x 3 – 1¼ MT	T 7132 74	20	
 	Angle screw connection with FT.	16 x 2 – 3/4 FT	T 7116 81	50	
		20 x 2 – 1/2 FT	T 7120 81	40	
		20 x 2 – 3/4 FT	T 7120 82	30	
		26 x 3 – 1 FT	T 7126 83	20	
		32 x 3 – 1¼ FT	T 7132 84	10	

## Press fittings Press coupling

Model		Dim.	Order number	Sale Unit	€
 	Press fitting screw connection with MT flat-sealing.	16 x 2 - 1/2 MT	T 7016 61	80	
		20 x 2 - 1/2 AG	T 7020 61	80	
		16 x 2 - 3/4 MT	T 7016 62	80	
		20 x 2 - 3/4 MT	T 7020 62	70	
		26 x 3 - 3/4 MT	T 7026 62	50	
		26 x 3 - 1 MT	T 7026 63	40	
		32 x 3 - 1 MT	T 7032 63	40	
		40 x 3.5 - 1 1/4 MT	T 7040 64	20	
		50 x 4 - 1 1/2 MT	T 7050 65	10	
		63 x 4.5 - 2 MT	T 7063 66	6	
 	Press fitting screw connection with FT, flat-sealing.	16 x 2 - 1/2 FT	T 7016 71	80	
		20 x 2 - 1/2 FT	T 7020 71	80	
		16 x 2 - 3/4 FT	T 7016 72	80	
		20 x 2 - 3/4 FT	T 7020 72	70	
		26 x 3 - 3/4 FT	T 7026 72	50	
		26 x 3 - 1 FT	T 7026 73	40	
		32 x 3 - 1 FT	T 7032 73	30	
		40 x 3.5 - 1 FT	T 7040 74	20	
		50 x 4 - 1 1/2 FT	T 7050 75	10	
		63 x 4.5 - 2 FT	T 7063 76	6	
 	Press fitting screw connection coupling, flat-sealing.	16 x 2 - 3/4	T 7016 51	70	
		20 x 2 - 3/4	T 7020 51	70	
		26 x 3 - 1	T 7026 52	30	
		32 x 3 - 1 1/4	T 7032 53	20	
		40 x 3.5 - 1 1/4	T 7040 53	20	
		50 x 4 - 2	T 7050 55	10	


## Press fittings Junction with male thread

Model		Order number	Sale Unit	€
	16 x 2 – R 1/2	T 7016 11	150	
	20 x 2 – R 1/2	T 7020 11	150	
	20 x 2 – R 3/4	T 7020 12	120	
	26 x 3 – R 3/4	T 7026 12	80	
	26 x 3 – R 1	T 7026 13	80	
	32 x 3 – R 1	T 7032 13	70	
	40 x 3.5 – R 1	T 7040 13	30	
	32 x 3 – R 1¼	T 7032 14	40	
	40 x 3.5 – R 1¼	T 7040 14	30	
	50 x 4 – R 1¼	T 7050 14	20	
	50 x 4 – R 1½	T 7050 15	20	
	63 x 4.5 – R 2	T 7063 16	10	
	75 x 5 – R 2	T 7075 16	8	
	75 x 5 – R 2½	T 7075 18	8	


## Junction with female thread

Model		Order number	Sale Unit	€
	16 x 2 – Rp 1/2	T 7016 21	120	
	20 x 2 – Rp 1/2	T 7020 21	120	
	20 x 2 – Rp 3/4	T 7020 22	100	
	26 x 3 – Rp 3/4	T 7026 22	80	
	26 x 3 – Rp 1	T 7026 23	70	
	32 x 3 – Rp 1	T 7032 23	40	
	40 x 3.5 – Rp 1	T 7040 23	30	
	32 x 3 – Rp 1¼	T 7032 24	30	
	40 x 3.5 – Rp 1¼	T 7040 24	30	
	50 x 4 – Rp 1¼	T 7050 24	20	
	50 x 4 – Rp 1½	T 7050 25	16	
	63 x 4.5 – Rp 2	T 7063 26	10	





## Press fittings T-pieces with male thread

Model	Order number	Sale Unit	€
	16 x 2 - 1/2 - 16 x 2	T 7216 51	60
	20 x 2 - 1/2 - 20 x 2	T 7220 51	50
	26 x 3 - 1/2 - 26 x 3	T 7226 51	30
	20 x 2 - 3/4 - 20 x 2	T 7220 52	50
	26 x 3 - 3/4 - 26 x 3	T 7226 52	30
	32 x 3 - 3/4 - 32 x 3	T 7232 51	25
	26 x 3 - 1 - 26 x 3	T 7226 53	30
	32 x 3 - 1 - 32 x 3	T 7232 52	25
	40 x 3.5 - 1 - 40 x 3.5	T 7240 52	15
	40 x 3.5 - 1 1/4 - 40 x 3.5	T 7240 53	15
	50 x 4 - 1 1/4 - 50 x 4	T 7250 53	10
	50 x 4 - 1 1/2 - 50 x 4	T 7250 54	8
	63 x 4.5 - 2 - 63 x 4.5	T 7263 55	4




## T-pieces with female thread

	16 x 2 - 1/2 - 16 x 2	T 7216 41	60
	20 x 2 - 1/2 - 20 x 2	T 7220 41	50
	26 x 3 - 1/2 - 20 x 2	T 7226 42	30
	26 x 3 - 1/2 - 26 x 3	T 7226 41	30
	32 x 3 - 1/2 - 32 x 3	T 7232 43	25
	20 x 2 - 3/4 - 20 x 2	T 7220 42	40
	26 x 3 - 3/4 - 26 x 3	T 7226 44	25
	32 x 3 - 3/4 - 32 x 3	T 7232 41	25
	32 x 3 - 1 - 32 x 3	T 7232 42	25
	40 x 3.5 - 1 - 40 x 3.5	T 7240 41	15
	32 x 3 - 1 1/4 - 32 x 3	T 7232 44	20
	40 x 3.5 - 1 1/4 - 40 x 3.5	T 7240 42	15
	50 x 4 - 1 1/4 - 50 x 4	T 7250 42	6
	50 x 4 - 1 1/2 - 50 x 4	T 7250 43	6
	63 x 4.5 - 2 - 63 x 4.5	T 7263 44	4


## Press fittings Junction angle

Model		Order number	Sale Unit	€
 	16 x 2 – R 1/2	T 7116 11	150	
	20 x 2 – R 1/2	T 7120 11	120	
	20 x 2 – R 3/4	T 7120 12	100	
	26 x 3 – R 3/4	T 7126 12	50	
	32 x 3 – R 1	T 7132 13	30	
	40 x 3.5 – R 1¼	T 7140 14	25	
	50 x 4 – R 1¼	T 7150 14	16	
	63 x 4.5 – R 2	T 7163 16	8	
 	16 x 2 – Rp 1/2	T 7116 21	120	
	20 x 2 – Rp 1/2	T 7120 21	100	
	20 x 2 – Rp 3/4	T 7120 22	50	
	26 x 3 – Rp 3/4	T 7126 22	50	
	32 x 3 – Rp 1	T 7132 23	30	
	40 x 3.5 – Rp 1¼	T 7140 24	25	
	50 x 4 – Rp 1¼	T 7150 24	16	
	50 x 4 – Rp 1½	T 7150 25	10	
	63 x 4.5 – Rp 2	T 7163 26	8	


## Press fittings Non-crossing T-piece

Model		Order number	Sale Unit	€
	Non-crossing T-piece Unmounted 6 x connection female thread Rp 1/2 for pipe connection adapter (14–26) 1 <b>6266</b> 01 or T <b>7016</b> 18, must be ordered separately.	T <b>7200</b> 31	<b>15</b>	
	Screw-in part R 1/2, O-ring sealing, for non-crossing T-piece.	<b>10 x 1.3 – G 1/2</b>	T <b>7010</b> 18	<b>150</b>
		<b>16 x 2 – G 1/2</b>	T <b>7016</b> 18	<b>150</b>
		<b>20 x 2 – G 1/2</b>	T <b>7020</b> 18	<b>150</b>
		<b>26 x 3 – G 1/2</b>	T <b>7026</b> 18	<b>100</b>
	Box for non-crossing T-piece FT 1/2 (plastic).	P <b>1020</b> 21	<b>10</b>	

## Press fittings Wall angle short

Model		Order number	Sale Unit	€
	16 x 2 – Rp 1/2	T 7116 31	50	
	20 x 2 – Rp 1/2	T 7120 31	50	
	20 x 2 – Rp 3/4	T 7120 32	40	
	26 x 3 – Rp 3/4	T 7126 32	40	





## Wall angle long

Model		Order number	Sale Unit	€
	16 x 2 – Rp 1/2	T 7116 41	50	
	20 x 2 – Rp 1/2	T 7120 41	40	





## Wall angle set

Model		Order number	Sale Unit	€
	16 x 2 - Rp 1/2, L= 207.5 mm Set: strip + two wall angles	T 7116 56	10	



## Press fittings Flush cistern T-piece

Model		Order number	Sale Unit	€
 	16 x 2 – Rp 1/2 – 16 x 2	T 7216 61	40	
	20 x 2 – Rp 1/2 – 20 x 2	T 7220 61	40	
 	16 x 2 – Rp 1/2	T 7116 61	50	
	20 x 2 – Rp 1/2	T 7120 61	40	





## Wall bushing

Model		Order number	Sale Unit	€
 	16 x 2 – Rp 1/2 4 mm	T 7116 51	100	
	16 x 2 – Rp 1/2 30 mm	T 7116 52	30	
	20 x 2 – Rp 1/2 30 mm	T 7120 52	30	
 	16 x 2 – Rp 1/2 for wall thicknesses up to 30 mm	T 7116 53	30	
	20 x 2 – Rp 1/2 for wall thicknesses up to 30 mm	T 7120 53	30	



## Wall angle U-shaped

Model		Order number	Sale Unit	€
 	16 x 2 – Rp 1/2 – 16 x 2	T 7116 36	40	
	20 x 2 – Rp 1/2 – 20 x 2	T 7120 36	40	




## Press fittings Wall mount set

Model		Dim.	Order number	Sale Unit	€
	Mounting strip for wall angle with adapter.		T 7298 10	10	
	Mounting strip with adapter and two wall bushings, packed in set unmounted, 3/4 MT 30 mm.	16 x 2 – Rp 1/2 30 mm	T 7116 54	10	
		20 x 2 – Rp 1/2 30 mm	T 7120 54	10	
	Mounting strip with adapter and two wall angles short, packed in set unmounted.	16 x 2 – Rp 1/2	T 7116 33	10	
		20 x 2 – Rp 1/2	T 7120 33	10	
	Mounting strip with adapter and two wall angles long, packed in set unmounted.	16 x 2 – Rp 1/2	T 7116 43	10	
		20 x 2 – Rp 1/2	T 7120 43	10	

## Press fitting end cap

Model	Dim.	Order number	Sale Unit	€
 <p>Press fitting end cap</p> 	16 x 2	T 7016 10	100	
	20 x 2	T 7020 10	100	
	26 x 3	T 7026 10	40	
	32 x 3	T 7032 10	40	
	40 x 3.5	T 7040 10	30	
	50 x 4	T 7050 10	10	
	63 x 4.5	T 7063 10	10	


## Soundproofing element

	<b>Soundproof element for angle</b> for U-shape wall angle Ø16 and Ø20 (T 7116 36 and T 7120 36)	P 0450 06	10	
	<b>Soundproof element for angle</b> for wall angles short and long, Rp 1/2" (T 7116 31, T 7120 31, T 7116 41 and T 7120 41)	P 0450 07	10	
	<b>Soundproof element for angle</b> for wall angles short, Rp 3/4" (T 7120 32 and T 7126 32)	P 0450 08	10	


## Pressfitting PPSU

All water-carrying parts are made of PPSU and therefore suitable for use in drinking water applications as well as in heating and cooling applications. Models not sealed when not compressed.


### 90° angle

Model		Order number	Sale Unit	€
	16 x 2 - 16 x 2	R 6116 00	150	
	20 x 2 - 20 x 2	R 6120 00	100	
	26 x 3 - 26 x 3	R 6126 00	50	


### T-piece

	16 x 2 - 16 x 2 - 16 x 2	R 6216 00	60	
	20 x 2 - 20 x 2 - 20 x 2	R 6220 00	50	
	26 x 3 - 26 x 3 - 26 x 3	R 6226 00	30	


### T-piece, middle branch reduced

	20 x 2 - 16 x 2 - 20 x 2	R 6220 01	50	
	26 x 3 - 16 x 2 - 26 x 3	R 6226 03	30	
	26 x 3 - 20 x 2 - 26 x 3	R 6226 05	30	


### T-piece, expanded/reduced

	20 x 2 - 16 x 2 - 16 x 2	R 6220 03	50	
	20 x 2 - 20 x 2 - 16 x 2	R 6220 08	50	
	26 x 3 - 16 x 2 - 20 x 2	R 6226 11	30	
	26 x 3 - 20 x 2 - 16 x 2	R 6226 13	30	
	26 x 3 - 20 x 2 - 20 x 2	R 6226 14	30	
	26 x 3 - 26 x 3 - 16 x 2	R 6226 16	30	
	26 x 3 - 26 x 3 - 20 x 2	R 6226 15	30	
	16 x 2 - 20 x 2 - 16 x 2	R 6216 03	50	
	20 x 2 - 26 x 3 - 20 x 2	R 6220 06	30	





### Coupling

	16 x 2 - 16 x 2	R 6016 00	150	
	20 x 2 - 20 x 2	R 6020 00	150	
	26 x 3 - 26 x 3	R 6026 00	80	


### Reduction

	20 x 2 - 16 x 2	R 6020 01	150	
	26 x 3 - 16 x 2	R 6026 01	80	
	26 x 3 - 20 x 2	R 6026 02	80	

## Screw connections Coupling



Model		Dim.	Order number	Sale Unit	€
	<b>Coupling</b> for connection of plastic pipes. Brass version. Compression adapter with cone for pipe connection must be ordered separately.	G 1/2	1 6262 01	20	
		G 3/4	1 6262 02	20	
		G 1	1 6262 03	10	
		G 1 x 3/4	1 6262 04	20	
	<b>Coupling</b> for connection of plastic pipes. Nickel-plated. Compression adapter G 3/4" with cone for pipe connection must be ordered separately.	G 3/4	1 6262 12	20	
	<b>Adapter for universal and inclined body valves</b> Compression adapters for pipe connections must be ordered separately.	G 1/2 x M 22 x 1.5	1 6272 01	10	
		G 3/4 x G 1/2	1 6266 01	100	
		G 1/2 x R 1/2	1 6266 11	10	
		G 3/4 x R 1/2	1 6266 12	10	
		G 3/4 x R 3/4	1 6266 20	10	
		G 1 x R 3/4	1 6266 13	10	
		G 1 x R 1	1 6266 03	1	
	<b>Plastic pipe connection nipple of brass,</b> nickel-plated, for direct distributor connection, conically-sealing. Female, male thread. Compression adapter for pipe connection must be ordered separately.	G 3/4 x Rp 1/2	1 6265 01	10	
		G 1/2 x Rp 1/2	1 6265 11	10	
		G 3/4 x Rp 3/4	1 6265 12	10	
		G 1 x Rp 3/4	1 6265 13	10	
		G 1 x Rp 1	1 6265 14	10	
		1/2 x M 22 x 1.5	1 6275 22	20	

## Plastic skirting board system




Model	Colour	Length	Order number	Sale Unit (m)	€
 <p><b>HERZ skirting board, 2000 x 40 x 88 mm</b> made of recycled PVC hollow chamber profile coated with lightfast film, extruded-on sealing lip in skirting board color, <b>click</b>clack snap-on fastening to the board clips, Sale units 10 pieces (2 m each).</p>	Concrete grey	2 lfm <sup>1)</sup>	3 S970 80	20	
	Beech	2 lfm <sup>1)</sup>	3 S970 20	20	
	Light oak	2 lfm	3 S970 30	20	
	White ash	2 lfm <sup>1)</sup>	3 S910 31	20	
	white RAL9016	2 lfm	3 S970 59	20	
	Maple/Birch	2 lfm	3 S970 51	20	

1) Skirting boards with a length of 2.5 running meters on request only





## Pipe and skirting board clips

	<p><b>HERZ pipe clip fixed up to pipe diameter 22 mm</b> For fastening or subsequent installation of HERZ skirting boards on already installed pipes, not height-adjustable. Fastening with nail anchor 3 S130 60 6 x 60 mm, 1 piece/m of skirting board required.</p>	White		3 S912 00	50	
	<p><b>HERZ sliding clip up to pipe diameter 22 mm</b> For fastening or subsequent installation of HERZ skirting boards on already installed pipes, height-adjustable up to 15 mm. Fastening with nail anchor 3 S130 60 6 x 60 mm, 1 piece/m of skirting board required.</p>	Black		3 S940 00	50	







## Plastic skirting board system Connecting materials

Model		Colour	Order number	Sale Unit	€
	<b>HERZ butt joint connection piece</b> of recycled PVC, Surface decor etched (Anthracite, white RAL 9016 - smooth surface), for covering the butt joint.	Anthracite	3 S970 81	50	
		Light oak	3 S912 10	50	
		Esche White	3 S912 30	50	
		Beech	3 S918 30	50	
		Birch	3 S919 30	50	
		White RAL 9016	3 S970 65	50	
	<b>HERZ external angle, plug-in type</b> of recycled PVC, Surface decor etched (Anthracite, white RAL 9016 - smooth surface), no mitre cuts necessary.	Anthracite	3 S910 43	50	
		Light oak	3 S958 10	50	
		Esche White	3 S958 30	50	
		Beech	3 S918 80	50	
		Birch	3 S919 80	50	
		White RAL 9016	3 S970 67	50	
	<b>HERZ internal angle, plug-in type</b> of recycled PVC, Surface decor etched (Anthracite, white RAL 9016 - smooth surface), no mitre cuts necessary.	Anthracite	3 S970 83	50	
		Light oak	3 S958 50	50	
		Esche White	3 S958 70	50	
		Beech	3 S918 90	50	
		Birch	3 S919 90	50	
		White RAL 9016	3 S970 66	50	


## Plastic skirting board system Connecting materials

Model	Colour	Order number	Sale Unit	€
 <p><b>HERZ external angle</b> of recycled PVC, Surface decor etched, for covering mitre cuts.</p>	Light oak	3 S912 50	50	
	White ash	3 S912 70	50	
	Beech	3 S918 40	50	
	Birch	3 S919 40	50	
 <p><b>HERZ internal angle</b> of recycled PVC, Surface decor etched, for covering mitre cuts.</p>	Light oak	3 S912 90	50	
	White ash	3 S913 10	50	
	Beech	3 S918 50	50	
	Birch	3 S919 50	50	
 <p><b>HERZ finishing cover, right</b> of recycled PVC, Surface decor etched (Anthracite, white RAL 9016 - smooth surface), or covering open skirting board ends.</p>	Anthracite	3 S970 84	50	
	Light oak	3 S913 30	50	
	White ash	3 S913 50	50	
	Beech	3 S918 60	50	
	Birch	3 S919 60	50	
	White RAL 9016	3 S970 68	50	
 <p><b>HERZ finishing cover, left</b> of recycled PVC, Surface decor etched (Anthracite, white RAL 9016 - smooth surface), or covering open skirting board ends.</p>	Anthracite	3 S970 85	50	
	Light oak	3 S913 70	50	
	White ash	3 S913 90	50	
	Beech	3 S918 70	50	
	Birch	3 S919 70	50	
	White RAL 9016	3 S970 69	50	


## Pipe cutters

Model		Order number	Sale Unit	€
	Suitable for dimensions 10 to 40 mm (REMS reference article number 290050 R)	P 2010 11	1	
	Suitable for dimensions 10 to 63 mm (REMS reference article number 290000 R)	P 2010 16	1	
	Suitable for dimensions up to 35 mm (REMS reference article number 291220 R)	P 2010 14	1	
	Suitable for dimensions 6 to 67 mm (Rothenberger reference article number 70031)	P 2010 39	1	
	Suitable for dimensions up to 75 mm (Rothenberger reference article number 52015)	P 2010 37	1	
	Suitable for dimensions 6 to 42 mm (Rothenberger reference article number 55015)	P 2010 38	1	


## Test pumps

	Precision test pump RP 50-S For pressure and leak testing of pipe systems, tanks in sanitary and heating installations, from 0–60 bar Tank volume: 12 l Connection: R 1/2. (Rothenberger reference article number 60200)	P 2010 40	1	
---	---	-----------	---	--


## Bending tools

	Bending machine Tube Bender Maxi: Universal bending device for precise bending up to 90° of pipes between 14–32 mm in diameter. (Rothenberger reference article number 23095)	P 2010 41	1	
---	--	-----------	---	--


## Bending spring

	Inside 16 x 2	P 2021 61	1	
	Inside 20 x 2	P 2022 01	1	
	Inside 26 x 3	P 2022 61	1	
	Outside 14	P 2021 42	1	
	Outside 16	P 2021 62	1	
	Outside 18	P 2021 82	1	
	Outside 20	P 2022 02	1	
	Outside 26	P 2022 62	1	



## Universal calibrator, with standard grip, mounted

Model		Dim.	Order number	Sale Unit	€
	Calibrator	10 x 1.3	3 F010 11	1	
		16 x 2	P 2011 74	1	
		20 x 2	P 2011 76	1	
		26 x 3	P 2011 78	1	
		32 x 3	P 2011 79	1	
		40 x 3.5	P 2011 80	1	
		50 x 4	P 2011 83	1	
		63 x 4.5	P 2011 87	1	

## Universal calibrator, usable with standard and click grip or for clamping directly in typical powered screwdrivers

	Calibrator with hex head.	16 x 2	P 2010 74	1	
		20 x 2	P 2010 76	1	
		26 x 3	P 2010 78	1	
		32 x 3	P 2010 79	1	
		40 x 3.5	P 2010 80	1	
		50 x 4	P 2010 83	1	
		63 x 4.5	P 2010 87	1	

## Grips

	Click grip for universal calibrator.	All dimensions	P 2010 70	1	
	Standard grip for calibrators.	All dimensions	P 2010 71	1	



## PIPEFIX unpressed leak path calibrator


	Calibrator unpressed leak path.	50 x 4	P 2050 20	1	
		63 x 4.5	P 2063 20	1	
		75 x 5.0	P 2010 91	1	

## Battery-Powered Pressing Tools and Accessories Rems


Model		Order number	Reference article no.	Sale Unit	€
	<p>Electro-hydraulic radial press with forced shut-off for producing press fittings up to 75 mm. Rotatable press jaw holder with automatic locking. Electro-hydraulic drive with proven universal motor 230 V, 50 - 60 Hz, 450 W, robust planetary gear, eccentric piston pump and compact high-performance hydraulic system, safety toggle switch. Steel sheet case.</p>	P 2011 09	<b>REMS 577010 R220</b>	1	
	<p>Battery-powered radial press with shut-off signal for producing press fittings up to 75 mm. Rotatable press jaw holder with automatic locking. Electro-hydraulic drive with powerful 14.4 V, 380 W battery motor, robust planetary gear, eccentric piston pump, and compact high-performance hydraulic system, safety toggle switch. Integrated LED work light. Li-Ion battery. Steel sheet case.</p>	P 2010 08	<b>REMS 571013 R220</b>	1	
	<p>Sheet steel case with insert. The case is delivered without contents. (REMS reference article number: 570280 R).</p>	P 2010 00	<b>REMS 570280 R</b>	1	
	<p>Li-ion battery 14.4 V, 3.0 Ah for pressing tool after 2012.</p>	P 2010 61	<b>REMS 571555 R14</b>	1	
	<p>Fast charger Li-ion/Ni-Cd 23 V (REMS reference article number 571560 R220).</p>	P 2010 12	<b>REMS 571560 R220</b>	1	

## Press jaw (TH) for pressing tool (battery, 230 V)




Model		Dim.	Order number	Reference article no.	Sale Unit	€
 <p>Press jaw for pressing tool.</p>		10	P 2011 19	REMS 570467	1	
		16	P 2011 22	REMS 570460	1	
		20	P 2011 24	REMS 570470	1	
		26	P 2011 26	REMS 570475	1	
		32	P 2011 27	REMS 570480	1	
		40	P 2011 28	REMS 570485	1	
		50	P 2011 29	REMS 572400	1	
		63	P 2011 30	REMS 572405	1	
	75	P 2011 32	REMS 572829R	1		
 <p><b>Adapter tong Z4</b> Required to attach the press jaw dim. 63, 75 (P 2011 30, P 2011 32) to the pressing tool</p>			P 2011 33	REMS 572801RX	1	

 <p>Case of sheet steel for six press jaws and one pipe cutter. The case is delivered without contents. (REMS reference article number: 570295 R).</p>			P 2011 00	REMS 570295 R	1	
--	--	--	-----------	---------------	---	--

## Hand lever for all press jaws

 <p>Lever suitable for press jaws of all pressing tools, dimension 10–26. The press jaws must be ordered separately.</p>			P 2010 05	REMS 574000 R	1	
---	--	--	-----------	---------------	---	--


## Klauke

 <p>Battery-powered pressing tool 18 V (Mini) incl. plastic case, battery and charger</p>			P 2010 50	Klauke MAP2L	1	
 <p>Additional battery for pressing tool 18 V/1.5Ah Li-ion</p>			P 2010 48	Klauke RAL1	1	
 <p>Replacement charger for 18 V Li-ion battery</p>			P 2010 49	Klauke LGL1	1	






## Press jaw (TH) for battery-powered pressing tool

 <p>Press jaw for battery-powered pressing tool Klauke "MAP2L" 18 V, profile TH</p>		16	P 2010 31	SBM16N	1	
		20	P 2010 33	SBM20N	1	
		26	P 2010 34	SBM26N	1	
		32	P 2010 35	SBM32N	1	

## Handheld crimping pliers









Model		Order number	Reference article no. Klauke	Sale Unit	€
	Handheld crimping pliers	P 2010 20	MP32N	1	
	Insert 14	P 2010 21	WE14N	1	
	Insert 16	P 2010 22	WE16N	1	
	Insert 18	P 2010 23	WE18N	1	
	Insert 20	P 2010 24	WE20N	1	
	Insert 26	P 2010 25	WE26N	1	
	Insert 32	P 2010 26	WE32N	1	

## Rothenberger





Model		Dim.	Order number	Reference order no.	Sale Unit	€
	<b>ROMAX 4000: Electrohydraulic press machine for battery operation 18 V,</b> for pressing of HERZ PIPEFIX, suitable for sustained use, pressing process ~5 s, extremely low weight and balanced weight distribution, weight 3.6 kg without press jaw, press jaw chuck rotates 270°. 18V - 4Ah		P 2010 62	Rothenberger 1000001840	1	
	As described above, but as complete set including press jaws TH16- 20- 26		P 2010 63	Rothenberger 1000001925	1	
	<b>ROMAX 3000 AC: Electrohydraulic press machine for mains operation 230 V,</b> for pressing of HERZ PIPEFIX, suitable for sustained use, pressing process ~5 s, extremely low weight and balanced weight distribution, weight 3.8 kg without press jaw, press jaw chuck rotates 270°.		P 2011 40	Rothenberger 1000001001	1	
	Press jaw TH for ROMAX 4000/3000AC	16	P 2011 42	Rothenberger 15322x	1	
	Press jaw TH for ROMAX 4000/3000AC	20	P 2011 43	Rothenberger 15324x	1	
	Press jaw TH for ROMAX 4000/3000AC	26	P 2011 44	Rothenberger 15326x	1	
	Press jaw TH for ROMAX 4000/3000AC	32	P 2011 45	Rothenberger 15327x	1	
	Press jaw TH for ROMAX 4000/3000AC	40	P 2011 46	Rothenberger 15328x	1	
	Press jaw TH for ROMAX 4000/3000AC	50	P 2010 65	Rothenberger 1000001810	1	
	Press jaw TH for ROMAX 4000/3000AC	63	P 2010 66	Rothenberger 1000001811	1	
	Replacement Li-ion battery 18 V, 4.0 Ah for ROMAX 4000		P 2010 68	Rothenberger 1000001653	1	





## Ball valves PN 1 for gas systems

Model	Dim.	MOP	PN	Order number	Sale Unit	€	
 	<b>Ball valve with sheet steel lever, PN 1</b> Socket x socket. Body of brass according to EN 12165, with O-ring seal for ball and spindle. Nominal pressure PN 1 (HTB 650 °C/30 min), operating temperature -20 °C to +60 °C.	<b>DN 10</b>	<b>5</b>	<b>1</b>	1 2300 20	25	
	<b>DN 15</b>	1 2300 21			25		
	<b>DN 20</b>	1 2300 22			25		
	<b>DN 25</b>	1 2300 23			20		
	<b>DN 32</b>	1 2300 24			16		
	<b>DN 40</b>	1 2300 25			8		
	<b>DN 50</b>	1 2300 26			4		
 	<b>Ball valve with sheet steel T-handle, PN1</b> Socket x socket. Body of brass according to EN 12165, with O-ring seal for ball and spindle. Nominal pressure PN 1 (HTB 650 °C/30 min), operating temperature -20 °C to +60 °C.	<b>DN 10</b>	<b>5</b>	<b>1</b>	1 2300 30	25	
	<b>DN 15</b>	1 2300 31			25		
	<b>DN 20</b>	1 2300 32			25		
	<b>DN 25</b>	1 2300 33			20		
	<b>DN 32</b>	1 2300 34			16		
 	<b>Ball valve with sheet steel lever, PN 1</b> Socket x socket. Body of brass according to EN 12165, with O-ring seal for ball and spindle. Nominal pressure PN 1 (HTB 650 °C/30 min), operating temperature -20 °C to +60 °C.	<b>DN 15</b>	<b>5</b>	<b>1</b>	1 2300 01	25	
	<b>DN 20</b>	1 2300 02			25		
	<b>DN 25</b>	1 2300 03			20		
	<b>DN 32</b>	1 2300 04			16		
	<b>DN 40</b>	1 2300 05			8		
	<b>DN 50</b>	1 2300 06			4		
	 	<b>Ball valve with sheet steel T-handle, PN 1</b> Socket x socket. Body of brass according to EN 12165, with O-ring seal for ball and spindle. Nominal pressure PN 1 (HTB 650 °C/30 min), operating temperature -20 °C to +60 °C.			<b>DN 10</b>	<b>5</b>	<b>1</b>
<b>DN 15</b>		1 2300 11	25				
<b>DN 20</b>		1 2300 12	25				
<b>DN 25</b>		1 2300 13	20				
<b>DN 32</b>		1 2300 14	16				


### Ball valves PN 1 for gas systems

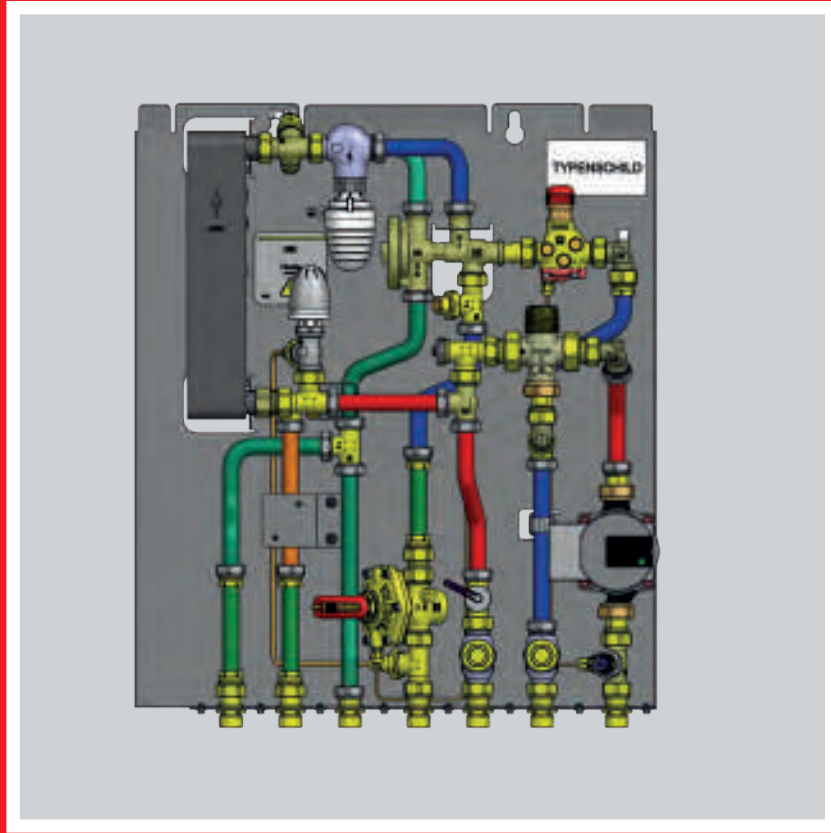
Model	Dim.	MOP	PN	Order number	Sale Unit	€
 	<b>DN 15</b>	<b>5</b>	<b>1</b>	<b>1 2302 01</b>	<b>25</b>	
	<b>DN 20</b>			<b>1 2302 02</b>	<b>25</b>	
	<b>DN 25</b>			<b>1 2302 03</b>	<b>20</b>	
 	<b>DN 15</b>	<b>5</b>	<b>1</b>	<b>1 2302 11</b>	<b>25</b>	
	<b>DN 20</b>			<b>1 2302 12</b>	<b>25</b>	
	<b>DN 25</b>			<b>1 2302 13</b>	<b>20</b>	

## Ball valves for gas systems

Model	Dim.	MOP	Order number	Sale Unit	€
 <p><b>Ball valve for device connection with T-handle, angle version, AG x AG, PN 1</b> Body of brass according to EN 12165, nickel-plated. With double O-ring seal for spindle, ball with Teflon seal. Nominal pressure PN 1, operating temperature -20 °C to +60 °C.</p>	DN 10	5	1 2362 10	25	
 <p><b>Ball valve for device connection with T-handle, angle version, IG x AG, PN 1</b> Body of brass according to EN 12165, nickel-plated. With double O-ring seal for spindle, ball with Teflon seal. Nominal pressure PN 1, operating temperature -20 °C to +60 °C.</p>	DN 10	5	1 2372 11	25	

## Strainer for gas


Model	Dim.	PN	Order number	Sale Unit	€
 <p><b>Strainer for gas</b> Body of brass according to EN 12165, threaded sockets on both sides, suitable for gas installations according to DIN-DVGW G 260 table. Nominal pressure PN 5, operating temperature -20°C to +60°C.</p>	DN 15	5	1 2319 01	25	
	DN 20		1 2319 02	25	
	DN 25		1 2319 03	20	



12






Systems

## Hydraulic interface unit compactINDIRECT Decentralised water heater with heating connection

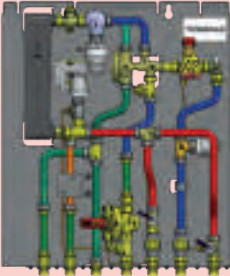
Model	Order number	Sale Unit	€
 <p><b>HIU compactINDIRECT</b>, compact hydraulic interface unit for hot water production by continuous flow principle and transfer of heat to low-temperature heating. Installation as flush mounted version with flush box or as surface-mounted version with cover. The pipe connection to the hydraulic interface unit is created using a patented installation system with pre-installation bracket. Option to connect the pre-installation bracket from the floor.</p> <p>Consisting of:</p> <ul style="list-style-type: none"> <li>• Copper-soldered asymmetrical stainless steel plate heat exchanger</li> <li>• Second heat exchanger for system separation on the secondary heating circuit</li> <li>• HERZ pressure and temperature controller for central regulation of the hot water temperature</li> <li>• Fixed value control with setting range 40 °C – 70 °C consisting of zone valve, thermostat with contact sensor, safety thermostat and circulating pump</li> <li>• Constant readiness for hot water production even in summer, operating mode due to temperature-regulated bypass switching, permanently set to 45 °C</li> <li>• Cold water meter adapter 80 mm – G 3/4" made of dezincification-resistant brass, also suitable for continuous operation</li> <li>• Heat meter adapter 110 mm – G 3/4" made of dezincification-resistant brass, also suitable for continuous operation</li> <li>• Diaphragm expansion tank secondary</li> <li>• Diaphragm safety valve 3 bar secondary</li> <li>• Strainer with fine mesh in primary supply line</li> <li>• Strainer with fine mesh in secondary return line</li> <li>• Differential pressure controller (25 - 60 kPa) in the primary circuit</li> <li>• Empty weight module: 27 kg</li> <li>• Connection: Male thread 3/4" flat sealing</li> <li>• Nominal pressure: 16 bar primary / 3 bar secondary</li> <li>• Max. supply temp. HIU compactINDIRECT: 70 °C</li> <li>• Max. supply temp. HIU compactINDIRECT with TSR*: 85 °C</li> <li>• Min. flow pressure mains cold water: 2.8 bar</li> <li>• Circulation pump space heating: Wilo Para RS 15/6 (SCU) or similar</li> <li>• Circulation pump domestic hot water circulation: Wilo Star-Z NOVA or similar</li> </ul> <p><b>11 l/min</b></p> <ul style="list-style-type: none"> <li>• HIU compactINDIRECT without TSR*: 1 <b>4021 38</b></li> <li>• HIU compactINDIRECT with TSR*: 1 <b>4021 35</b></li> </ul> <ul style="list-style-type: none"> <li>• Domestic hot water circulation set: 1 <b>4024 73</b></li> <li>• Flush cabinet short, 120 mm deep: 1 <b>4024 51</b></li> <li>• Front frame with door short: 1 <b>4024 52</b></li> <li>• Cover HIU compactINDIRECT: 1 <b>4024 57</b></li> <li>• Pre-assembly strip HIU compactINDIRECT: 1 <b>4024 49</b></li> <li>• Adapter piece for heat meter sensor M 10 x 1 mm: 1 <b>4022 46</b></li> </ul>	1 <b>4021 38</b>	<b>1</b>	
<p><b>15 l/min</b></p> <ul style="list-style-type: none"> <li>• HIU compactINDIRECT without TSR*: 1 <b>4024 55</b></li> <li>• HIU compactINDIRECT with TSR*: 1 <b>4021 36</b></li> </ul>	1 <b>4024 55</b>	<b>1</b>	
<p><b>18 l/min</b></p> <ul style="list-style-type: none"> <li>• HIU compactINDIRECT without TSR*: 1 <b>4024 43</b></li> <li>• HIU compactINDIRECT with TSR*: 1 <b>4024 88</b></li> </ul>	1 <b>4024 43</b>	<b>1</b>	
<p><b>22 l/min</b></p> <ul style="list-style-type: none"> <li>• HIU compactINDIRECT without TSR*: 1 <b>4024 56</b></li> <li>• HIU compactINDIRECT with TSR*: 1 <b>4021 37</b></li> </ul>	1 <b>4024 56</b>	<b>1</b>	

\*TSR - thermostatic control valve

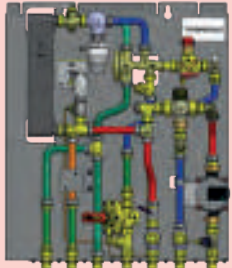
## Accessories for HERZ HIU kompaktINDIREKT

Model		Order number	Sale Unit	€
	<b>HERZ flush box</b> with pre-installation bracket, including mounting material	1 4024 51	1	
	<b>Front frame and front door, white</b> powder-coated (RAL 9016), front door with latch	1 4024 52	1	
	<b>HERZ pre-installation bracket</b> patented installation system, option to connect the pre-installation bracket from the floor.	1 4024 49	1	
	<b>HERZ-Test point set 2 pieces</b> brass version, blue cap (return) and red cap (supply) for pressure transducer, with the adapter FT 1/4" x FT G 3/4".	1 0284 29	10	
	<b>HERZ-Test point</b> brass version, red cap (supply) for pressure transducer, with the adapter FT 1/4" x FT G 3/4".	1 0284 30	1	

## Hydraulic interface unit flexRAD Decentralised water heater with heating connection


Model	Order number	Sale Unit	€
 <p><b>HIU flexRAD</b>, with hot water priority circuit, compact hydraulic interface unit for hot water production by continuous flow principle and transfer of heat to radiator heaters. Installation as flush mounted version with flush box or as surface-mounted version with cover. The pipe connection to the hydraulic interface unit is created using a patented installation system with pre-installation bracket. Option to connect the pre-installation bracket from below.</p> <p>Consisting of:</p> <ul style="list-style-type: none"> <li>• Copper-soldered asymmetrical stainless steel plate heat exchanger</li> <li>• HERZ pressure and temperature controller for central regulation of the hot water temperature with hot water priority circuit</li> <li>• Control valve with return temperature limiter for low heating return temperature</li> <li>• Constant readiness for hot water preparation even in summer operation due to temperature-controlled bypass circuit, fixed at 45 °C</li> <li>• Warm and cold water meter adapter piece 130 mm – G 3/4", also suitable for continuous operation</li> <li>• Adapters 80 and 110 available as accessories</li> <li>• Heat meter adapter 110 mm – G 3/4", also suitable for continuous operation</li> <li>• Strainer with fine mesh in the primary supply line and secondary return line</li> <li>• Differential pressure controller (20 kPa) in the secondary circuit</li> <li>• Differential pressure controller (25 - 60 kPa) in the primary circuit</li> <li>• Empty weight module: 15 kg</li> <li>• Connection: MT 3/4" flat sealing</li> <li>• Max. operating pressure: 16 bar</li> <li>• Max. supply temperature: 85 °C</li> <li>• Min. drinking water flow pressure: 2,8 bar</li> <li>• Thermal readjustment</li> </ul> <ul style="list-style-type: none"> <li>• Circulation set: 1 <b>4028 57</b></li> <li>• Flush cabinet short: 1 <b>4028 47</b></li> <li>• Front frame with door short: 1 <b>4028 48</b></li> <li>• Cover HIU flexRAD: 1 <b>4028 54</b></li> <li>• Pre-assembly strip HIU flexRAD: 1 <b>4028 55</b></li> <li>• Adapter piece for heat meter sensor M 10 x 1 mm: 1 <b>4022 46</b></li> </ul> <p><b>11 l/min 42P</b> • HIU flexRAD</p>	1 <b>4028 29</b>	<b>1</b>	
<p><b>15 l/min 42P</b> • HIU flexRAD</p>	1 <b>4028 30</b>	<b>1</b>	
<p><b>18 l/min 42P</b> • HIU flexRAD</p>	1 <b>4028 31</b>	<b>1</b>	
<p><b>18 l/min 70P</b> • HIU flexRAD</p>	1 <b>4028 32</b>	<b>1</b>	
<p><b>22 l/min 70P</b> • HIU flexRAD</p>	1 <b>4028 33</b>	<b>1</b>	

## Hydraulic interface unit flexUFH Decentralised water heater with underfloor heating connection







Model		Order number	Sale Unit	€
	<p><b>HIU flexUFH</b>, compact hydraulic interface unit for hot water production by continuous flow principle and transfer of heat to low-temperature heating. Installation as flush mounted version with flush box or as surface-mounted version with cover. The pipe connection to the hydraulic interface unit is created using a patented installation system with pre-installation bracket. Option to connect the pre-installation bracket from below.</p> <p>Consisting of:</p> <ul style="list-style-type: none"> <li>• Copper-soldered asymmetrical stainless steel plate heat exchanger</li> <li>• HERZ pressure and temperature controller for central regulation of the hot water temperature</li> <li>• Constant readiness for hot water preparation even in summer operation due to temperature-controlled bypass circuit, fixed at 45 °C</li> <li>• Warm and cold water meter adapter piece 80/110/130 mm – G 3/4", also suitable for continuous operation</li> <li>• Heat meter adapter 110 mm – G 3/4", also suitable for continuous operation</li> <li>• Strainer with fine mesh in the primary supply line and secondary return line</li> <li>• Fixed value control with setting range 20 °C – 42 °C</li> <li>• Differential pressure controller (20 kPa) in the secondary circuit</li> <li>• Differential pressure controller (25 - 60 kPa) in the primary circuit</li> <li>• Connection option for a bathroom radiator via T-pieces</li> <li>• Empty weight module: 17 kg</li> <li>• Connection: MT 3/4" flat sealing</li> <li>• Max. operating pressure: 10 bar</li> <li>• Max. supply temperature: 85 °C</li> <li>• Min. drinking water flow pressure: 2,8 bar</li> <li>• Circulation pump space heating: Wilo Para RS 15/6 (SCU) or similar</li> <li>• Thermal readjustment</li> </ul> <ul style="list-style-type: none"> <li>• Circulation set: 1 <b>4028 57</b></li> <li>• Flush cabinet short: 1 <b>4028 47</b></li> <li>• Front frame with door short: 1 <b>4028 48</b></li> <li>• Flush cabinet long, pre-assembly strip and connection piping for heating circuit distributor: 1 <b>4028 49</b></li> <li>• Front frame with door long: 1 <b>4028 50</b></li> <li>• Cover HIU flexUFH: 1 <b>4028 54</b></li> <li>• Pre-assembly strip HIU flexUFH: 1 <b>4028 55</b></li> <li>• Adapter piece for heat meter sensor M 10 x 1 mm: 1 <b>4022 46</b></li> </ul>	1 <b>4028 38</b>	1	
	<p><b>11 l/min 42P</b></p> <ul style="list-style-type: none"> <li>• HIU flexUFH</li> </ul>			
	<p><b>15 l/min 42P</b></p> <ul style="list-style-type: none"> <li>• HIU flexUFH</li> </ul>	1 <b>4028 39</b>	1	
	<p><b>18 l/min 42P</b></p> <ul style="list-style-type: none"> <li>• HIU flexUFH</li> </ul>	1 <b>4028 40</b>	1	
	<p><b>18 l/min 70P</b></p> <ul style="list-style-type: none"> <li>• HIU flexUFH</li> </ul>	1 <b>4028 41</b>	1	
	<p><b>22 l/min 70P</b></p> <ul style="list-style-type: none"> <li>• HIU flexUFH</li> </ul>	1 <b>4028 42</b>	1	

## Hydraulic interface unit flexLEN












### Decentralised hot water preparation with separate underfloor heating connection

Model	Order number	Sale Unit	€
 <p><b>HIU flexLEN</b>, in a 4-pipe system, for maximum DHW comfort with simultaneous use in modern low-energy networks. Supply via district heating or central heat generation, with separate energy circuits for hot water and space heating. The 4-pipe system allows the station to be used for heating as well as cooling with simultaneous decentralised hot water production. Highest energy efficiency in heat supply can thus be achieved. The station uses a highly efficient heat exchanger for immediate hot water production as required in the high-temperature circuit. The room heat or room cooling is separated from this and supplied directly from the separate low-temperature circuit for surface heating or surface cooling, via an integrated, dynamically controlled heating circuit distributor. The pipe connection to the heat exchanger is made via ball valves. The pipes can be connected from below.</p> <p>Consisting of:</p> <ul style="list-style-type: none"> <li>• Copper-brazed asymmetrical stainless steel plate heat exchanger</li> <li>• HERZ pressure and temperature controller for central control of the hot water temperature</li> <li>• Constant readiness for hot water preparation even in summer operation due to temperature-controlled bypass circuit, fixed at 45 °C</li> <li>• 2 heat meter adaptors 110 mm, also suitable for continuous operation</li> <li>• Warm and cold water meter adapter piece 130 mm – G 3/4", also suitable for continuous operation</li> <li>• Adapters 80 and 110 available as accessories</li> <li>• Heating/cooling supply in water vapour-tight insulated housing</li> <li>• Strainer with fine mesh in the primary supply line</li> <li>• Strainer with drain ball valve in the space heating flow line</li> <li>• Pressure-independent control in the supply line to the connected consumer</li> <li>• Differential pressure controller 25 - 60 kPa in the high-temperature circuit</li> <li>• Connection domestic hot water supply: MT 3/4" flat sealing</li> <li>• Connection for heating/cooling supply: MT 1" flat sealing</li> <li>• Max. operating pressure: 10 bar</li> <li>• Max. supply temperature: 85 °C</li> <li>• Min. drinking water flow pressure: 2,8 bar</li> <li>• Thermal readjustment</li> </ul> <ul style="list-style-type: none"> <li>• Circulation line retrofit set: 1 <b>4028 57</b></li> <li>• Flush-mounted box short: 1 <b>4025 65</b></li> <li>• Front frame and front door short: 1 <b>4025 66</b></li> <li>• Flush-mounted box long: 1 <b>4025 88</b></li> <li>• Front frame and front door long: 1 <b>4025 89</b></li> <li>• Surface-mounted cover: 1 <b>4025 67</b></li> <li>• Extension set for ceiling cooling: 1 <b>4025 69</b></li> <li>• Extension set for pump: 1 <b>4025 70</b></li> </ul> <p><b>15 l/min 42P</b></p> <ul style="list-style-type: none"> <li>• HIU flexLEN</li> </ul>	1 <b>4025 61</b>	<b>1</b>	
<p><b>15 l/min 70P</b></p> <ul style="list-style-type: none"> <li>• HIU flexLEN</li> </ul>	1 <b>4025 63</b>	<b>1</b>	
<p><b>18 l/min 42P</b></p> <ul style="list-style-type: none"> <li>• HIU flexLEN</li> </ul>	1 <b>4025 62</b>	<b>1</b>	
<p><b>18 l/min 70P</b></p> <ul style="list-style-type: none"> <li>• HIU flexLEN</li> </ul>	1 <b>4025 64</b>	<b>1</b>	



## Accessories for HERZ HIU flexRAD / flexUFH / flexLEN


Model		Order number	Sale Unit	€
	<b>HERZ flush box short</b> with pre-installation bracket, including mounting material Suitable for: <ul style="list-style-type: none"> <li>• HIU flexRAD</li> <li>• HIU flexUFH</li> </ul>	1 4028 47	1	
	<b>Front frame and front door short</b> powder-coated (RAL 9016), front door with latch Suitable for: <ul style="list-style-type: none"> <li>• HIU flexRAD</li> <li>• HIU flexUFH</li> </ul>	1 4028 48	1	
	<b>HERZ flush box long</b> with pre-installation bracket, including mounting material Suitable for 3- to 9-outlet heating circuit manifolds: 1 4023 93 – 1 4023 99 Suitable for: <ul style="list-style-type: none"> <li>• HIU flexUFH</li> </ul>	1 4028 49	1	
	<b>Front frame and front door lang</b> powder-coated (RAL 9016), front door with latch Suitable for: <ul style="list-style-type: none"> <li>• HIU flexUFH</li> </ul>	1 4028 50	1	
	<b>HERZ flush box short</b> with pre-installation bracket, including mounting material Suitable for: <ul style="list-style-type: none"> <li>• HIU flexLEN</li> </ul>	1 4025 65	1	
	<b>Front frame and front door short</b> powder-coated (RAL 9016), front door with latch Suitable for: <ul style="list-style-type: none"> <li>• HIU flexLEN</li> </ul>	1 4025 66	1	
	<b>HERZ flush box long</b> with pre-installation bracket, including mounting material Suitable for 3- to 12-outlet heating circuit manifolds: 1 4023 90 – 1 4023 99 Suitable for: <ul style="list-style-type: none"> <li>• HIU flexLEN</li> </ul>	1 4025 88	1	
	<b>Front frame and front door long</b> powder-coated (RAL 9016), front door with latch Suitable for: <ul style="list-style-type: none"> <li>• HIU flexLEN</li> </ul>	1 4025 89	1	

## Accessories for HERZ HIU flexRAD / flexUFH / flexLEN


Model		Order number	Sale Unit	€
	<b>Surface-mounted cover</b> Suitable for: <ul style="list-style-type: none"> <li>• HIU flexRAD</li> <li>• HIU flexUFH</li> </ul>	1 4028 54	1	
	<b>Surface-mounted cover</b> Suitable for: <ul style="list-style-type: none"> <li>• HIU flexLEN</li> </ul>	1 4025 67	1	
	<b>Stand for flush-mounted box short</b>	1 4028 53	1	
	<b>HERZ pre-installation bracket</b> patented installation system, option to connect the pre-installation bracket from the floor. Suitable for: <ul style="list-style-type: none"> <li>• HIU flexRAD</li> <li>• HIU flexUFH</li> </ul>	1 4028 55	1	
	<b>HERZ pre-installation bracket</b> patented installation system, option to connect the pre-installation bracket from the floor. Suitable for: <ul style="list-style-type: none"> <li>• HIU flexLEN</li> </ul>	1 4025 68	1	
	<b>Extension set for ceiling cooling</b> Suitable for: <ul style="list-style-type: none"> <li>• HIU flexLEN</li> </ul>	1 4025 69	1	
	<b>Pump extension set</b> Suitable for: <ul style="list-style-type: none"> <li>• HIU flexLEN</li> </ul>	1 4025 70	1	
	<b>Circulation line retrofit set</b>	1 4028 57	1	
	<b>Adapter piece M 10 x 1 mm</b> for the temperature sensor of the heat meter	1 4022 46	1	
	<b>Adapter</b> for hot and cold water meters, 110 mm body length	1 4028 56	1	
	<b>Adapter</b> for hot and cold water meters, 80 mm body length	1 4028 58	1	

## Accessories for HERZ HIU flexRAD / flexUFH / flexLEN



Model		Order number	Sale Unit	€
	<b>HERZ-Test point set 2 pieces</b> brass version, blue cap (return) and red cap (supply) for pressure transducer, with the adapter FT 1/4" x FT G 3/4"	1 0284 29	10	
	<b>HERZ-Test point</b> brass version, red cap for pressure transducer, with the adapter FT 1/4" x FT G 3/4"	1 0284 30	1	

Model		Dim.	Order number	Sale Unit	€
	<b>HERZ Stainless steel manifold for HIUs</b> With flowmeter (3 l/min), DN 25, consisting of return manifold with thermostatic valves (M 28 x 1.5), flow manifold with flowmeter inserts. Manifold connection with internal thread G 1", manifold outlets with G 3/4" Euro cone. For use in 1 4028 49 flush-mounted cabinet, long version, for WÜS flexFBH (3 to 9 circuits) and 1 4025 88 flush-mounted cabinet for WÜS flexLEN (3 to 12 circuits). Accessory clamp sets (1 6098 XX) must be ordered separately.	<b>3-fach</b>	1 4023 93	1	
		<b>4-fach</b>	1 4023 94		
		<b>5-fach</b>	1 4023 95		
		<b>6-fach</b>	1 4023 96		
		<b>7-fach</b>	1 4023 97		
		<b>8-fach</b>	1 4023 98		
		<b>9-fach</b>	1 4023 99		
		<b>10-fach</b>	1 4023 90		
		<b>11-fach</b>	1 4023 91		
		<b>12-fach</b>	1 4023 92		


## Hydraulic interface unit Renova Decentralised water heater with heating connection

Model		Order number	Sale Unit	€
	<p><b>HIU Renova</b>, supplies properties heated by district heating or central boiler systems with hot water and space heating. The station uses a heat exchanger for immediate hot water preparation as required. The room heat is transferred directly from the primary circuit of the heat generation. The pipe connection to the heat exchanger is made via ball valves.</p> <p>The connection of the pipes to the station is possible from the floor as well as from above.</p> <p>Consisting of:</p> <ul style="list-style-type: none"> <li>• Copper-brazed asymmetrical stainless steel plate heat exchanger</li> <li>• HERZ pressure and temperature controller for central control of the hot water temperature with integrated hot water priority circuit</li> <li>• Constant readiness for hot water preparation even in summer operation due to temperature-controlled bypass circuit, fixed at 45 °C</li> <li>• Heat meter fitting 110 mm - G 3/4" made of dezincification-resistant brass, also suitable for continuous operation</li> <li>• Strainer with fine mesh in the primary flow pipe</li> <li>• Differential pressure controller with integrated regulating, isolation and zone valve in the secondary circuit</li> <li>• Differential pressure controller 25-60 kPa in the primary circuit</li> <li>• Surface-mounted cover powder-coated in white RAL 9016</li> <li>• Sensor holder for heat meter M 10 x 1 mm</li> <li>• Thermomotor for mounting on differential pressure controller for heating circuit; 230 V, 50 Hz, normally closed</li> <li>• Connections: AG 3/4" flat-sealing</li> <li>• Max. operating pressure: 16 bar</li> <li>• Max. supply temp. HIU Renova (11 l/min, 15 l/min, 18 l/min): 85 °C</li> <li>• Min. drinking water flow pressure: 2.5 bar</li> <li>• For HIU Renova 18 l/min minimum supply temperature of 65 °C for 50 °C hot water</li> </ul> <p>• Top connection insulated connection piping for the primary connection of the station from above: 1 <b>4022 30</b></p>	1 <b>4021 91</b>	<b>1</b>	
	<p><b>11 l/min</b></p> <ul style="list-style-type: none"> <li>• HIU Renova (11 l/min)</li> </ul>			
	<p><b>15 l/min</b></p> <ul style="list-style-type: none"> <li>• HIU Renova (15 l/min)</li> </ul>	1 <b>4021 92</b>	<b>1</b>	
<p><b>18 l/min</b></p> <ul style="list-style-type: none"> <li>• HIU Renova (18 l/min)</li> </ul>	1 <b>4021 93</b>	<b>1</b>		


### Accessories for HERZ HIU Renova

Model		Order number	Sale Unit	€
	<p><b>Pipe cover for HIU Renova</b></p>	1 <b>4022 01</b>	<b>1</b>	
	<p><b>Top Connection</b> insulated connection piping for the station's primary connection from above.</p>	1 <b>4022 30</b>	<b>1</b>	

## Hydraulic interface unit Slovakia NT Decentralised water heater with floor heating connection

Model	Order number	Sale Unit	€
 <p><b>HIU Slovakia NT</b>, compact hydraulic interface unit for hot water production by continuous flow principle and transfer of heat to low-temperature heating. Installation as flush mounted version with flush box or as surface-mounted version with cover. The pipe connection to the hydraulic interface unit is created using a patented installation system with pre-installation bracket. Option to connect the pre-installation bracket from the floor.</p> <p>Consisting of:</p> <ul style="list-style-type: none"> <li>• Copper-soldered asymmetrical stainless steel plate heat exchanger</li> <li>• HERZ pressure and temperature controller for central regulation of the hot water temperature</li> <li>• Constant readiness for hot water production even in summer, operating mode due to temperature-regulated bypass switching, permanently set to 45 °C</li> <li>• Cold water meter adapter 110 mm – G 3/4" made of dezincification-resistant brass, also suitable for continuous operation</li> <li>• Heat meter adapter 110 mm – G 3/4" made of dezincification-resistant brass, also suitable for continuous operation</li> <li>• Strainer with fine mesh in primary supply line</li> <li>• Fixed value control with setting range 20 °C – 50 °C consisting of zone valve, thermostat with contact sensor, safety thermostat and circulating pump</li> <li>• Differential pressure controller with integrated control valve, shut off valve and zone valve in the secondary circuit</li> <li>• Zone valve TS-E with actuating drive</li> <li>• Empty weight model: 20 kg</li> <li>• Connection: Male thread 3/4" flat sealing</li> <li>• Nominal pressure: 10 bar</li> <li>• Max. supply temperature: 70 °C</li> <li>• Min. flow pressure mains cold water: 2.8 bar</li> <li>• Tap quantity: 18 l/min</li> <li>• Circulation pump space heating: Wilo Para RS 15/6 (SCU) or similar</li> </ul> <ul style="list-style-type: none"> <li>• Cover narrow: 1 <b>4021 86</b></li> <li>• Flush-mounted box narrow: 1 <b>4021 96</b></li> <li>• Door and frame narrow: 1 <b>4021 98</b></li> </ul>	1 <b>4021 74</b>	1	
<p><b>18 l/min</b> as 1 <b>4021 74</b>, but 3-point geared motor 230 V/AC for weather-driven control instead of fixed value control with thermostat.</p>	1 <b>4021 70</b>	1	
<p><b>22 l/min</b> as 1 <b>4021 74</b>, but 22 l/min</p>	1 <b>4024 75</b>	1	
<p><b>22 l/min</b> as 1 <b>4021 75</b>, but 3-point geared motor 230 V/AC for weather-driven control instead of fixed value control with thermostat.</p>	1 <b>4021 71</b>	1	

## Hydraulic interface unit Slovakia NT with circulation Decentralised water heater with floor heating connection


Model	Order number	Sale Unit	€
 <p><b>HIU Slovakia NT with circulation</b>, compact hydraulic interface unit for hot water production by continuous flow principle and transfer of heat to low-temperature heating. Installation as flush mounted version with flush box or as surface-mounted version with cover. The pipe connection to the hydraulic interface unit is created using a patented installation system with pre-installation bracket. Option to connect the pre-installation bracket from the floor.</p> <p>Consisting of:</p> <ul style="list-style-type: none"> <li>• Copper-soldered asymmetrical stainless steel plate heat exchanger</li> <li>• HERZ pressure and temperature controller for central regulation of the hot water temperature</li> <li>• Constant readiness for hot water production even in summer, operating mode due to temperature-regulated bypass switching, permanently set to 45 °C</li> <li>• Cold water meter adapter 110 mm – G 3/4" made of dezincification-resistant brass, also suitable for continuous operation</li> <li>• Heat meter adapter 110 mm – G 3/4" made of dezincification-resistant brass, also suitable for continuous operation</li> <li>• Strainer with fine mesh in primary supply line</li> <li>• Fixed value control with setting range 20 °C – 50 °C consisting of zone valve, thermostat with contact sensor, safety thermostat and circulating pump</li> <li>• Differential pressure controller with integrated control valve, shut off valve and zone valve in the secondary circuit</li> <li>• Zone valve TS-E with actuating drive</li> <li>• Circulation</li> <li>• Empty weight model: 21.5 kg</li> <li>• Connection: Male thread 3/4" flat sealing</li> <li>• Nominal pressure: 10 bar</li> <li>• Max. supply temperature: 70 °C</li> <li>• Min. flow pressure mains cold water: 2.8 bar</li> <li>• Tap quantity: 18 l/min</li> <li>• Circulation pump space heating: Wilo Para RS 15/6 (SCU) or similar</li> <li>• Circulation pump domestic hot water: Wilo Star-Z NOVA or similar</li> </ul> <p>• Cover narrow: 1 <b>4021 86</b>                      • Flush-mounted box narrow: 1 <b>4021 96</b>                      • Door and frame narrow: 1 <b>4021 98</b></p>	1 <b>4021 76</b>	<b>1</b>	
<p><b>18 l/min</b>                      as 1 <b>4021 76</b>, but                      3-point geared motor 230 V/AC                      for weather-driven control instead of                      fixed value control with thermostat.</p>	1 <b>4021 72</b>	<b>1</b>	
<p><b>22 l/min</b>                      as 1 <b>4021 76</b>, but 22 l/min</p>	1 <b>4024 77</b>	<b>1</b>	
<p><b>22 l/min</b>                      as 1 <b>4021 77</b>, but                      3-point geared motor 230 V/AC                      for weather-driven control instead of                      fixed value control with thermostat.</p>	1 <b>4021 73</b>	<b>1</b>	

## Hydraulic interface unit Slovakia NT/HT Decentralised water heater with floor heating connection and radiator outlet








Model	Order number	Sale Unit	€
<p><b>HIU Slovakia NT/HT</b>, compact hydraulic interface unit for hot water production by the continuous flow principle and transfer of heat to low-temperature heating and radiator outlet. Installation as flush mounted version with flush box or as surface-mounted version with cover. The pipe connection to the hydraulic interface unit is created using a patented installation system with pre-installation bracket. Option to connect the pre-installation bracket from the floor.</p> <p>Consisting of:</p> <ul style="list-style-type: none"> <li>• Copper-soldered asymmetrical stainless steel plate heat exchanger</li> <li>• HERZ pressure and temperature controller for central regulation of the hot water temperature</li> <li>• Constant readiness for hot water production even in summer, operating mode due to temperature-regulated bypass switching, permanently set to 45 °C</li> <li>• Cold water meter adapter 110 mm – G 3/4" made of dezincification-resistant brass, also suitable for continuous operation</li> <li>• Heat meter adapter 110 mm – G 3/4" made of dezincification-resistant brass, also suitable for continuous operation</li> <li>• Strainer with fine mesh in primary supply line</li> <li>• Fixed value control with setting range 20 °C – 50 °C consisting of zone valve, thermostat with contact sensor, safety thermostat and circulating pump</li> <li>• Differential pressure controller with integrated control valve, shut off valve and zone valve in the secondary circuit</li> <li>• Additional radiator outlet</li> <li>• Zone valve TS-E with actuating drive</li> <li>• Empty weight model: 20 kg</li> <li>• Connection: Male thread 3/4" flat sealing</li> <li>• Nominal pressure: 10 bar</li> <li>• Max. supply temperature: 70 °C</li> <li>• Min. flow pressure mains cold water: 2.8 bar</li> <li>• Tap quantity: 18 l/min</li> <li>• Circulation pump space heating: Wilo Para RS 15/6 (SCU) or similar</li> </ul> <p>• Cover wide: 1 <b>4021 87</b>                      • Flush-mounted box wide: 1 <b>4021 97</b>                      • Door and frame wide: 1 <b>4021 99</b></p>	1 <b>4021 82</b>	1	
<p><b>18 l/min</b>                      as 1 <b>4021 82</b>, but                      3-point geared motor 230 V/AC                      for weather-driven control instead of                      fixed value control with thermostat.</p>	1 <b>4021 78</b>	1	
<p><b>22 l/min</b>                      as 1 <b>4021 82</b>, but 22 l/min</p>	1 <b>4024 83</b>	1	
<p><b>22 l/min</b>                      as 1 <b>4021 83</b>, but                      3-point geared motor 230 V/AC                      for weather-driven control instead of                      fixed value control with thermostat.</p>	1 <b>4021 79</b>	1	



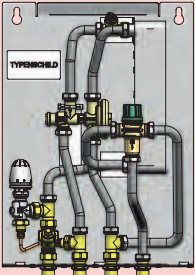
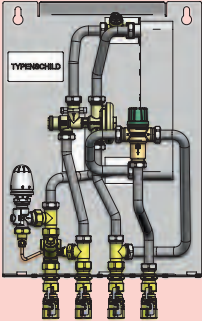
## Hydraulic interface unit Slovakia NT/HT with circulation Decentralised water heater with floor heating connection and radiator outlet

Model	Order number	Sale Unit	€
 <p><b>HIU Slovakia NT/HT with circulation</b>, compact hydraulic interface unit for hot water production by the continuous flow principle and transfer of heat to low-temperature heating and radiator outlet. Installation as flush mounted version with flush box or as surface-mounted version with cover. The pipe connection to the hydraulic interface unit is created using a patented installation system with pre-installation bracket. Option to connect the pre-installation bracket from the floor. Consisting of:</p> <ul style="list-style-type: none"> <li>• Copper-soldered asymmetrical stainless steel plate heat exchanger</li> <li>• HERZ pressure and temperature controller for central regulation of the hot water temperature</li> <li>• Constant readiness for hot water production even in summer, operating mode due to temperature-regulated bypass switching, permanently set to 45 °C</li> <li>• Cold water meter adapter 110 mm – G 3/4" made of dezincification-resistant brass, also suitable for continuous operation</li> <li>• Heat meter adapter 110 mm – G 3/4" made of dezincification-resistant brass, also suitable for continuous operation</li> <li>• Strainer with fine mesh in primary supply line</li> <li>• Fixed value control with setting range 20 °C – 50 °C consisting of zone valve, thermostat with contact sensor, safety thermostat and circulating pump</li> <li>• Differential pressure controller with integrated control valve, shut off valve and zone valve in the secondary circuit</li> <li>• Circulation</li> <li>• Additional radiator outlet</li> <li>• Zone valve TS-E with actuating drive</li> <li>• Empty weight model: 21.5 kg</li> <li>• Connection: Male thread 3/4" flat sealing</li> <li>• Nominal pressure: 10 bar</li> <li>• Max. supply temperature: 70 °C</li> <li>• Min. flow pressure mains cold water: 2.8 bar</li> <li>• Tap quantity: 18 l/min</li> <li>• Circulation pump space heating: Wilo Para RS 15/6 (SCU) or similar</li> <li>• Circulation pump domestic hot water: Wilo Star-Z NOVA or similar</li> </ul> <p>• Cover wide: 1 <b>4021 87</b>                      • Flush-mounted box wide: 1 <b>4021 97</b>                      • Door and frame wide: 1 <b>4021 99</b></p>	1 <b>4021 84</b>	1	
<p><b>18 l/min</b>                      as 1 <b>4021 84</b>, but 3-point geared motor 230 V/AC for weather-driven control instead of fixed value control with thermostat.</p>	1 <b>4021 80</b>	1	
<p><b>22 l/min</b>                      as 1 <b>4021 84</b>, but 22 l/min</p>	1 <b>4024 85</b>	1	
<p><b>22 l/min</b>                      as 1 <b>4021 85</b>, but 3-point geared motor 230 V/AC for weather-driven control instead of fixed value control with thermostat.</p>	1 <b>4021 81</b>	1	

## Accessories for HERZ HIU Slovakia



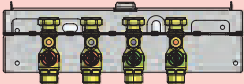
Model		Order number	Sale Unit	€
	<b>Cover narrow</b> Suitable for: <ul style="list-style-type: none"> <li>• HIU Slovakia NT</li> <li>• HIU Slovakia NT with circulation</li> </ul>	1 4021 86	1	
	<b>Flush box narrow</b> Suitable for: <ul style="list-style-type: none"> <li>• HIU Slovakia NT</li> <li>• HIU Slovakia NT with circulation</li> </ul>	1 4021 96	1	
	<b>Door and frame narrow</b> Suitable for: <ul style="list-style-type: none"> <li>• HIU Slovakia NT</li> <li>• HIU Slovakia NT with circulation</li> </ul>	1 4021 98	1	
	<b>Cover wide</b> Suitable for: <ul style="list-style-type: none"> <li>• HIU Slovakia NT/HT</li> <li>• HIU Slovakia NT/HT with circulation</li> </ul>	1 4021 87	1	
	<b>Flush box wide</b> Suitable for: <ul style="list-style-type: none"> <li>• HIU Slovakia NT/HT</li> <li>• HIU Slovakia NT/HT with circulation</li> </ul>	1 4021 97	1	
	<b>Door and frame wide</b> Suitable for: <ul style="list-style-type: none"> <li>• HIU Slovakia NT/HT</li> <li>• HIU Slovakia NT/HT with circulation</li> </ul>	1 4021 99	1	
	<b>Adapter 80 mm</b> for hot and cold water meters with 80 mm installation length	1 4022 00	1	

## Continuous-flow water heater \* Decentralised water heater

Model		Order number	Sale Unit	€
	<p>HERZ continuous-flow water heater DELUXE, compact hydraulic interface unit for hot water production by the continuous flow principle. Installation as flush mounted version with flush box or as surface-mounted version with cover. The pipe connection to the hydraulic interface unit is created using a patented installation system with pre-installation bracket. Option to connect the pre-installation bracket from the floor.</p> <p>Consisting of:</p> <ul style="list-style-type: none"> <li>• Copper-soldered asymmetrical stainless steel counter current heat exchanger</li> <li>• HERZ pressure and temperature controller for central regulation of the hot water temperature</li> <li>• Scalding protection with built-in HERZ drinking water mixing valve</li> <li>• Constant readiness for hot water production even in summer operating mode due to temperature-regulated bypass switching, permanently set to 45 °C</li> <li>• Strainer with fine mesh in primary supply line</li> </ul> <p>Max. operating temperature 80 °C,                      Max. operating pressure 10 bar,                      Min. stat. cold water pressure 2.8 bar,                      Tapping rate 15 l/min. (10/50 °C),                      Heat exchanger output 42 kW,                      Max. differential pressure 2 bar</p> <p>Accessories to be ordered separately:</p> <ul style="list-style-type: none"> <li>- HERZ pre-installation bracket 1 <b>4008 05</b></li> <li>- HERZ flush box 1 <b>4008 07</b></li> <li>- HERZ surface mount cover 1 <b>4008 09</b></li> </ul>	1 <b>4008 11</b>	1	
	<p>HERZ continuous-flow water heater STANDARD, compact hydraulic interface unit for hot water production by the continuous flow principle. Installation as flush version with flush box or as surface-mounted version with cover. The pipe connection to the hydraulic interface unit takes place via the installed ball valves. Option to connect from the floor.</p> <p>Consisting of:</p> <ul style="list-style-type: none"> <li>• Copper-soldered asymmetrical stainless steel counter current heat exchanger</li> <li>• HERZ pressure and temperature controller for central regulation of the hot water temperature</li> <li>• Scalding protection with built-in HERZ drinking water mixing valve</li> <li>• Constant readiness for hot water production even in summer operating mode due to temperature-regulated bypass switching, permanently set to 45 °C</li> <li>• Strainer with fine mesh in primary supply line</li> </ul> <p>Max. operating temperature 80 °C,                      Max. operating pressure 10 bar,                      Min. stat. cold water pressure 2.8 bar,                      Tapping rate 15 l/min. (10/50 °C),                      Heat exchanger output 42 kW,                      Max. differential pressure 2 bar</p> <p>Accessories to be ordered separately:</p> <ul style="list-style-type: none"> <li>- HERZ flush box 1 <b>4008 07</b></li> <li>- HERZ surface mount cover 1 <b>4008 09</b></li> </ul>	1 <b>4008 13</b>	1	


\*Not available for Austria.

## Accessories for HERZ continuous-flow water heaters\*


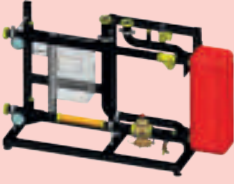

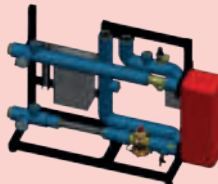
Model		Order number	Sale Unit	€
	<p><b>HERZ flush box for HERZ continuous-flow water heater with front frame and front door (white, powder-coated RAL 9016)</b></p> <p>Suitable for:</p> <ul style="list-style-type: none"> <li>• HERZ continuous-flow water heater DELUXE</li> <li>• HERZ continuous-flow water heater STANDARD</li> </ul>	1 4008 07	1	
	<p><b>HERZ cover for HERZ continuous-flow water heater (white, powder-coated RAL 9016)</b></p> <p>Suitable for:</p> <ul style="list-style-type: none"> <li>• HERZ continuous-flow water heater DELUXE</li> <li>• HERZ continuous-flow water heater STANDARD</li> </ul>	1 4008 09	1	
	<p><b>HERZ pre-installation bracket for HERZ continuous-flow water heater</b></p> <p>Patented installation system, option to connect the pre-installation bracket from the floor</p> <p>Suitable for:</p> <ul style="list-style-type: none"> <li>• HERZ continuous-flow water heater DELUXE</li> </ul>	1 4008 05	1	

\*Not available for Austria.









## Heating substation

Model		P kW	Order number	Sale Unit	€
	<b>District heating substation</b> with counter current heat exchanger for processing of heating water from district heating systems (primary side) and delivery to low-temperature building systems (secondary side). The water flow is controlled with a two-port control valve by a microprocessor controller. Adapter for heat meter installed on primary side. Secondary pump speed-controlled, converter station with expansion tank on secondary side. Temperature primary to 140 °C Temperature secondary: 90 °C Operating pressure primary: PN 16 Operating pressure secondary: PN 6.	to 300	F 8800 01	1	
		to 600	F 8800 02	1	
		to 1000	F 8800 03	1	









## District heating substation compact

Model		P kW	Order number	Sale Unit	€	
	<b>District heating substation compact</b> with brazed stainless steel plate heat exchanger for transferring heating water from district heating systems (primary system) to building installations (secondary system). The primary flow rate is regulated via a pressure independent control valve with an optional geared motor. A spool piece for a heat meter is installed in the return flow. The secondary side is equipped with a safety valve (3 bar). The station is mounted vibration-free on a steel frame, with piping made of seamless boiler tube.	16	D H409 01	1		
		32	D H409 02	1		
		47	D H409 03	1		
		63	D H409 04	1		
		78	D H409 05	1		
	Temperature primary: 85/52 °C Temperature secondary: 70/50 °C Operating pressure primary: PN 16 Operating pressure secondary: PN 3.  To be ordered separately: - controller D H499 30 - geared motor e.g. 1 7708 41 (3-point / 230 V), suitable for controller D H499 30	93	D H409 06	1		
		108	D H409 07	1		
		122	D H409 08	1		
		135	D H409 09	1		
		148	D H409 10	1		
		172	D H409 11	1		
		194	D H409 12	1		
	As above, but with insulation  To be ordered separately: - controller D H499 30 - geared motor e.g. 1 7708 41 (3-point / 230 V), suitable for controller D H499 30	213	D H409 13	1		
			16	D H410 01	1	
			32	D H410 02	1	
			47	D H410 03	1	
			63	D H410 04	1	
			78	D H410 05	1	
			93	D H410 06	1	
			108	D H410 07	1	
			122	D H410 08	1	
			135	D H410 09	1	
			148	D H410 10	1	
			172	D H410 11	1	
			194	D H410 12	1	
213	D H410 13	1				










## Accessories for district heating substation compact

Model	Order number	Sale Unit	€
 <p><b>Control unit SCHNEID</b>                      - for controlling the district heating substation;                      - prepared for controlling a mixed heating circuit (3-point actuator, 230 V; sensor and actuator must be ordered separately);                      - prepared for controlling an direct heating circuit (230 V; sensor must be ordered separately);                      - expandable with the HK08 STANDARD heating circuit module or the MR12 AIN add-on board.                      Unit includes:                      MR12 control panel; MR12 basic terminal board AKP with 5 plug-in modules; HK08 STANDARD heating circuit module; CM12 communication base module; CM-MBM plug-in card module; CM-422 plug-in card module; MIDI housing with door (32.5 × 21 × 12 cm); outdoor sensor with plastic housing (D H499 11); 3 × immersion sensors, 2 m long (D H499 10); 6 × PG cable glands pre-installed in the housing (4 on the bottom, 2 on the right); fully wired.</p>	D H499 30	1	
 <p><b>Heating circuit module HK08 STANDARD 40 x 100 x 24 mm, incl. 10-pin ribbon cable, standard length 800 mm</b>                      Module for an additional 3-point mixer heating circuit (230 V), protection class: IP20, operating voltage: 12 V DC, max. rated current per output: 2 A continuous current // max. 15 A inrush current</p>	D H499 31	1	
 <p><b>MR12 AIN add-on board without plug-in modules, 55 x 100 x 24 mm</b>                      8 analog inputs (AI): 0–10 V or 4 analog outputs (AO): 0–10 V and 3 digital outputs (DO): 12 V, protection class: IP00, operating voltage: 12 V DC</p>	D H499 32	1	
 <p><b>PT1000 immersion sensor</b>                      Sleeve diameter 6 mm, nominal sensor length 6 x 50 mm, cable length 2 m; protection class: IP65; Measuring range -50...+200 °C</p>	D H499 10	1	
 <p><b>PT1000 outdoor sensor, 3 x 66 x 50 mm</b>                      IEC/EN protection rating: IP65; IEC/EN protection class: III safety extra-low voltage (SELV); measuring range: -35...50 °C; max. ambient humidity 95% r.h., non-condensing; cable entry: cable gland with strain relief Ø 6...8 mm; electrical connection: plug-in spring-loaded terminal, max. 2.5 mm<sup>2</sup></p>	D H499 11	1	
 <p><b>PT1000 contact sensor</b>                      Cable length: 2 m, protection class: IP54; measuring range: -30...+180 °C</p>	D H499 12	1	
 <p><b>Retrofit frame,</b>                      suitable for D H409 01 - D H409 05, D H410 01 - D H410 05</p>	D H409 20	1	
 <p><b>HERZ geared motor 3-point</b>                      Adapter M 28 x 1.5 colour red integrated, 230 V, stroke distance max. 8.5 mm, max. actuation force 200 N.</p>	1 7708 41	1	








## Spare parts for HERZ hydraulic interface units and HERZ continuous-flow water heaters

Model		Order number	Sale Unit	€
	<p><b>Patented pressure and temperature controller for central regulation of the hot water temperature</b></p> <p>Control valve, independent without external energy for regulation of the hot water temperature at hot water tapping points in decentralised continuous flow systems. Temperature control via thermostat with contact sensor, thermostat must be ordered separately. Max. operating pressure 10 bar. Max. operating temperature 90 °C.</p>	1 4008 00	1	
	<p><b>Patented pressure and temperature controller for central regulation of the hot water temperature with integrated hot water priority circuit</b></p> <p>Control valve, independent without external energy for regulation of the hot water temperature at hot water tapping points in decentralised continuous flow systems. Temperature control via thermostat with contact sensor, thermostat must be ordered separately. Max. operating pressure 10 bar. Max. operating temperature 90 °C. (for HIU Salzburg NT/HT / HIU Salzburg NT / HIU Salzburg HT)</p>	1 4008 60	1	
	<p><b>HERZ thermostat with contact sensor or immersion sensor 52 °C</b></p> <p>Threaded connection M 28 x 1.5, Thermostatic head with liquid sensor (hydrosensor), capillary tube, pipe contact sensor, also suitable as an immersion sensor.</p>	1 9421 28	1	
	<p><b>Compression adapter for sensor mounting of the thermostatic head 1 9421 28</b></p> <p>when used as an immersion sensor, consisting of union nut G 1/2, olive Ø 11 mm and O-ring.</p>	1 6313 02	1	
	<p><b>HERZ drinking water mixing valve for HIU</b></p> <p>with outlet to the side, 3 x MT 3/4" Enables Legionella flushing. Factory setting of the mixing temperature permanently set to 50 °C Mixing precision ± 2 °C Maximum inlet temperature 85 °C Maximum operating pressure 10 bar.</p>	2 7766 40	1	
	<p><b>Pressure and temperature controller with hot water priority</b></p> <p>Suitable for:</p> <ul style="list-style-type: none"> <li>• HIU Renova</li> </ul>	1 4019 99	1	
	<p><b>Pressure and temperature controller</b></p> <p>Suitable for:</p> <ul style="list-style-type: none"> <li>• HIU Slovakia</li> </ul>	1 4029 06	1	
	<p><b>Pressure and temperature controller with hot water priority</b></p> <p>for central regulation of the hot water temperature with integrated hot water priority circuit. Control valve, independent without external energy for regulating the hot water temperature at hot water tapping points in decentralised continuous flow systems. (for HIU Compact)</p>	1 4008 66	1	

## Spare parts for HERZ hydraulic interface units and HERZ continuous-flow water heaters

Model		Order number	Sale Unit	€
	<b>Ball valve DN 15 MT 3/4" flat sealing with red T-handle</b> Suitable for: • HIU flex	1 4019 73	10	
	<b>Ball valve DN 15 MT 3/4" flat sealing with green T-handle</b> Suitable for: • HIU flex	1 4019 83	10	
	<b>Ball valve DN 15 MT 3/4" flat sealing with red T-handle</b> Suitable for: • HIU Compact	1 4019 94	10	
 	<b>Ball valve DN 15 MT 3/4" flat sealing with green T-handle</b> Suitable for: • HIU Compact	1 4019 95	10	
	<b>Strainer insert for HERZ strainer</b> with fine mesh filter of chrome-nickel steel	1 6386 32	1	
	<b>Pressure and temperature controller</b> for central regulation of the hot water temperature with integrated hot water priority circuit. Control valve, independent without external energy for regulating the hot water temperature at hot water tapping points in decentralised continuous flow systems. (for HIU compact WP version and HIU flex)	1 4008 67	1	
	<b>Return temperature limiter (summer bypass)</b> Control of the return temperature in the HIU between 25 °C - 60 °C. Limited at 45 °C.	1 9201 06	1	
  <b>4002-FIX-TS</b>	<b>HERZ differential pressure controller 4002 FIX TS 50 kPa</b> Differential pressure 50 kPa permanently set, compact shape, body of dezincification-resistant brass, with male thread connection DN 15, flat sealing, with integrated actuating element for 2-point drives. Threaded connection for drive M 28 x 1.5; 4 mm stroke, drives, screw connections and compression adapters must be ordered separately.	1 6319 03	1	
	<b>HERZ differential pressure controller 4002 FIX TS 23 kPa</b> Differential pressure 23 kPa permanently set, compact shape, body of dezincification-resistant brass, with male thread connection DN 15, flat sealing, with integrated actuating element for 2-point drives. Threaded connection for drive M 28 x 1.5; 4 mm stroke, drives, screw connections and compression adapters must be ordered separately.	1 6319 02	1	
	<b>HERZ differential pressure controller 4002 FIX TS 13 kPa</b> Differential pressure 13 kPa permanently set, compact shape, body of dezincification-resistant brass, with male thread connection DN 15 with cone, with integrated actuating element for 2-point drives. Threaded connection for drive M 28 x 1.5; 4 mm stroke, drives, screw connections and compression adapters must be ordered separately.	1 4002 11	1	

## Spare parts for HERZ hydraulic interface units and HERZ continuous-flow water heaters




Model		Order number	Sale Unit	€
 <p><b>4002-FIX</b></p>	<p><b>HERZ differential pressure controller 4002 FIX 50 kPa</b>                      Differential pressure 50 kPa permanently set, compact shape, body of dezincification-resistant brass, with male thread connection DN 15, flat sealing, screw connections and compression adapters must be ordered separately.</p>	1 4002 59	1	
	<p><b>Replacement pump Para RS 15/6 (SCU)</b>                      Wet-running high-efficiency circulating pump with electronic speed control for pipe installation.                      Pump body of grey cast iron.                      Integrated venting function.                      Mains connection: 230 V~                      Protection class: IP X4D                      Length: 130 mm                      Medium temperature range heating/cooling: 0 to 110 °C depending on the ambient temperature                      Threaded connection: 1"</p>	3 E531 00	1	
	Heat exchanger for hot water production (E8LASHx42).	1 4018 47	1	
	Heat exchanger for hot water production (E8LASHx70).	1 4027 70	1	
	Heat exchanger on heating side (E5THx10).	1 4018 48	1	
	Actuating key for pre-installation brackets.	1 4022 36	1	
	<p><b>Contact thermostat with external adjustment</b>                      Contact thermostat with changeover contact, adjustment range 10 °C – 90 °C, switching hysteresis 6+/-2 K, IP40, suitable for 250 VAC (max. 16(4) A) and 400 VAC (max. 6(1) A)</p>	1 8100 00	1	
	<p><b>HERZ differential pressure controller set, setting range 25–60 kPa</b>                      Suitable for:</p> <ul style="list-style-type: none"> <li>• HIU Salzburg</li> </ul>	1 4024 19	1	
	<p><b>HERZ drinking water mixing valve</b>                      with outlet downwards, 3 x MT 3/4"                      Enables Legionella flushing.                      Factory setting of the mixing temperature permanently set to 50 °C                      Mixing precision ± 2 °C                      Maximum inlet temperature 85 °C                      Maximum operating pressure 10 bar                      (Suitable for:</p> <ul style="list-style-type: none"> <li>• HIU Guildford</li> <li>• HIU Stockholm</li> </ul>	2 7766 46	1	






13

Distribution





## PUMPFIX stations DN 20 - DN 25 - DN 32

Model	kvs	DN	Order number	Sale unit	€
 <p><b>PUMPFIX DIRECT without pump</b></p> <ul style="list-style-type: none"> <li>- Inexpensive, time- and space-saving heating circuit connection;</li> <li>- Pre-installed connection system for pumps with length 130 mm (DN 20) or 180 mm (DN 25 and 32);</li> <li>- With thermal insulation;</li> <li>- Ball valves with integrated thermometer for supply and return;</li> <li>- Spacer with check valve;</li> <li>- Spacing between supply and return: 125 mm;</li> <li>- Max. operating temperature: 110 °C;</li> <li>- Max. operating pressure: 10 bar;</li> <li>- Temperature measurement range: 0 °C to 120 °C.</li> </ul>	7.8	20	1 4514 11	1	
	20	25	1 4510 25	1	
	28	32	1 4514 21	1	
 <p><b>PUMPFIX DIRECT with speed-controlled pump WILO PARA</b></p> <ul style="list-style-type: none"> <li>- Inexpensive, time- and space-saving heating circuit connection;</li> <li>- Pre-installed connection system for pumps with length 130 mm (DN 20) or 180 mm (DN 25 and 32);</li> <li>- With thermal insulation;</li> <li>- Ball valves with integrated thermometer for supply and return;</li> <li>- Spacer with check valve;</li> <li>- Spacing between supply and return: 125 mm;</li> <li>- Max. operating temperature: 110 °C;</li> <li>- Max. operating pressure: 10 bar;</li> <li>- Temperature measurement range: 0 °C to 120 °C.</li> </ul> <p>as above, but with <b>pump IMP NMT MINI</b></p> <p>as above, but with <b>pump IMP NMT MINI</b></p> <p>as above, but with <b>pump IMP NMT MINI</b></p>	7.8	20	1 4514 12	1	
	20	25	1 4510 26	1	
	28	32	1 4514 22	1	
	7.8	20	1 4510 22	1	
	20	25	1 4510 29	1	
	28	32	1 4510 98	1	
 <p><b>PUMPFIX MIX without pump, mixing motor 230 V / 3-point</b></p> <ul style="list-style-type: none"> <li>- Inexpensive, time- and space-saving heating circuit connection;</li> <li>- Pre-installed connection system for pumps with length 130 mm (DN 20) or 180 mm (DN 25 and 32);</li> <li>- With thermal insulation;</li> <li>- Ball valves with integrated thermometer for supply and return;</li> <li>- Spacer with check valve;</li> <li>- Mixing valve with actuator 230 V AC, 3-point (1 7712 63). Mixing valve with DN 25 with manually-adjustable bypass;</li> <li>- Spacing between supply and return: 125 mm;</li> <li>- Max. operating temperature: 110 °C;</li> <li>- Max. operating pressure: 10 bar;</li> <li>- Temperature measurement range: 0 °C to 120 °C.</li> </ul>	4	20	1 4514 14	1	
	6.3	20	1 4514 15	1	
	4	25	1 4511 44	1	
	6.3	25	1 4511 45	1	
	10	25	1 4511 46	1	
	10	32	1 4514 24	1	
	16	32	1 4514 25	1	





## PUMPFIX stations DN 20 - DN 25 - DN 32

Model	kvs	DN	Order number	Sale unit	€	
 <p><b>PUMPFIX MIX with speed-controlled pump WILO PARA, mixing motor 230 V / 3-point</b></p> <ul style="list-style-type: none"> <li>- Inexpensive, time- and space-saving heating circuit connection;</li> <li>- Pre-installed connection system for pumps with length 130 mm (DN 20) or 180 mm (DN 25 und 32);</li> <li>- With thermal insulation;</li> <li>- Ball valves with integrated thermometer for supply and return;</li> <li>- Spacer with check valve;</li> <li>- Mixing valve with actuator 230 V AC, 3-point (1 7712 63).</li> <li>- Mixing valve with DN 25 with manually-adjustable bypass;</li> <li>- Spacing between supply and return: 125 mm;</li> <li>- Max. operating temperature: 110 °C;</li> <li>- Max. operating pressure: 10 bar;</li> <li>- Temperature measurement range: 0 °C to 120 °C.</li> </ul>	4	20	1 4514 16	1		
	6.3	20	1 4514 17	1		
	4	25	1 4511 47	1		
	6.3	25	1 4511 48	1		
	10	25	1 4511 49	1		
	10	32	1 4514 26	1		
	16	32	1 4514 27	1		
	as above, but with <b>pump IMP NMT MINI</b>	4	20	1 4510 96	1	
	as above, but with <b>pump IMP NMT MINI</b>	6.3	20	1 4510 97	1	
	as above, but with <b>pump IMP NMT MINI</b>	4	25	1 4511 24	1	
as above, but with <b>pump IMP NMT MINI</b>	6.3	25	1 4511 25	1		
as above, but with <b>pump IMP NMT MINI</b>	10	25	1 4511 26	1		
as above, but with <b>pump IMP NMT MINI</b>	10	32	1 4510 99	1		
as above, but with <b>pump IMP NMT MINI</b>	16	32	1 4511 00	1		
 <p><b>PUMPFIX SOLAR without pump</b></p> <ul style="list-style-type: none"> <li>- Inexpensive, time- and space-saving heating circuit connection,</li> <li>- Pre-installed connection system for pumps with length 130 mm,</li> <li>- With thermal insulation,</li> <li>- Ball valves with integrated thermometer for supply and return and check valve,</li> <li>- Spacer with venting,</li> <li>- Spacing between supply and return: 125 mm,</li> <li>- Max. operating temperature: 110 °C, briefly 120 °C,</li> <li>- Max. operating pressure: 10 bar,</li> <li>- Temperature measurement range: 0 °C to 120 °C,</li> <li>- Safety group with draining valve, manometer 0-10 bar and pressure relief safety valve 6 bar.</li> </ul>		20	1 4513 02	1		
 <p><b>PUMPFIX SOLAR with speed-controlled pump WILO PARA STG</b></p> <ul style="list-style-type: none"> <li>- Inexpensive, time- and space-saving heating circuit connection,</li> <li>- Pre-installed connection system for pumps with length 130 mm,</li> <li>- With thermal insulation,</li> <li>- Ball valves with integrated thermometer for supply and return and check valve,</li> <li>- Spacer with venting,</li> <li>- Spacing between supply and return: 125 mm,</li> <li>- Max. operating temperature: 110 °C, briefly 120 °C,</li> <li>- Max. operating pressure: 10 bar,</li> <li>- Temperature measurement range: 0 °C to 120 °C,</li> <li>- Safety group with draining valve, manometer 0-10 bar and pressure relief safety valve 6 bar.</li> </ul>		20	1 4513 12	1		




## PUMPFIX stations DN 20 - DN 25 - DN 32

Model	kvs	DN	Order number	Sale unit	€
 <p><b>PUMPFIX SOLAR Easy without pump</b></p> <ul style="list-style-type: none"> <li>- Inexpensive, time- and space-saving solar circuit connection,</li> <li>- Pre-installed connection system for pumps with length 130 mm,</li> <li>- With thermal insulation,</li> <li>- Ball valves with integrated thermometer for supply and check valve,</li> <li>- Spacer with adjustable flow indicator (4-24 l/min) and draining valve,</li> <li>- Max. operating temperature: 110 °C, briefly 120 °C,</li> <li>- Max. operating pressure: 10 bar,</li> <li>- Temperature measurement range: 0 °C to 120 °C,</li> <li>- Safety group with draining valve, manometer 0-10 bar and pressure relief safety valve 6 bar.</li> </ul>		20	1 4511 82	1	
 <p><b>PUMPFIX SOLAR Easy with speed-controlled pump WILO PARA STG</b></p> <ul style="list-style-type: none"> <li>- Inexpensive, time- and space-saving solar circuit connection,</li> <li>- Pre-installed connection system for pumps with length 130 mm,</li> <li>- With thermal insulation,</li> <li>- Ball valves with integrated thermometer for supply and check valve,</li> <li>- Spacer with adjustable flow indicator (4-24 l/min) and draining valve,</li> <li>- Max. operating temperature: 110 °C, briefly 120 °C,</li> <li>- Max. operating pressure: 10 bar,</li> <li>- Temperature measurement range: 0 °C to 120 °C,</li> <li>- Safety group with draining valve, manometer 0-10 bar and pressure relief safety valve 6 bar.</li> </ul>		20	1 4511 81	1	
 <p><b>PUMPFIX CONSTANT without pump</b></p> <ul style="list-style-type: none"> <li>- Inexpensive, time- and space-saving heating circuit connection,</li> <li>- Pre-installed connection system for pumps with length 180 mm,</li> <li>- With thermal insulation,</li> <li>- Ball valves with integrated thermometer for supply and return,</li> <li>- Spacer with check valve,</li> <li>- Mixing valve with thermostatic head and contact sensor,</li> <li>- Spacing between supply and return: 125 mm,</li> <li>- Max. operating temperature: 110 °C,</li> <li>- Max. operating pressure: 10 bar,</li> <li>- Temperature measurement range: 0 °C to 120 °C.</li> </ul>	2.6	25	1 4514 07	1	
 <p><b>PUMPFIX CONSTANT with speed-controlled pump WILO PARA</b></p> <ul style="list-style-type: none"> <li>- Inexpensive, time- and space-saving heating circuit connection,</li> <li>- Pre-installed connection system for pumps with length 180 mm,</li> <li>- With thermal insulation,</li> <li>- Ball valves with integrated thermometer for supply and return,</li> <li>- Spacer with check valve,</li> <li>- Mixing valve with thermostatic head and contact sensor,</li> <li>- Spacing between supply and return: 125 mm,</li> <li>- Max. operating temperature: 110 °C,</li> <li>- Max. operating pressure: 10 bar,</li> <li>- Temperature measurement range: 0 °C bis 120 °C.</li> </ul>	2.6	25	1 4514 08	1	
as above, but with <b>pump IMP NMT MINI</b>	2.6	25	1 4514 06	1	



## PUMPFIX BASIC stations DN 20 - DN 25 - DN 32

Model	kvs	DN	Order number	Sale unit	€
 <p><b>PUMPFIX BASIC DIRECT without pump</b></p> <ul style="list-style-type: none"> <li>- Inexpensive, time- and space-saving heating circuit connection;</li> <li>- Pre-installed connection system for pumps with length 180 mm;</li> <li>- With thermal insulation;</li> <li>- Ball valves with integrated thermometer for supply and return;</li> <li>- Spacer of powder coated steel (black);</li> <li>- Check valve;</li> <li>- Spacing between supply and return: 125 mm;</li> <li>- Max. operating temperature: 110 °C;</li> <li>- Max. operating pressure: 10 bar;</li> <li>- Temperature measurement range: 0 °C to 120 °C.</li> </ul>	20	25	1 4510 70	1	
	28	32	1 4510 80	1	
 <p><b>PUMPFIX BASIC DIRECT with speed-controlled pump WILO PARA</b></p> <ul style="list-style-type: none"> <li>- Inexpensive, time- and space-saving heating circuit connection;</li> <li>- Pre-installed connection system for pumps with length 180 mm;</li> <li>- With thermal insulation;</li> <li>- Ball valves with integrated thermometer for supply and return;</li> <li>- Spacer of powder coated steel (black);</li> <li>- Check valve;</li> <li>- Spacing between supply and return: 125 mm;</li> <li>- Max. operating temperature: 110 °C;</li> <li>- Max. operating pressure: 10 bar;</li> <li>- Temperature measurement range: 0 °C to 120 °C.</li> </ul>	20	25	1 4510 71	1	
	28	32	1 4510 81	1	
 <p><b>PUMPFIX BASIC MIX without pump, mixing motor 230 V / 3-point</b></p> <ul style="list-style-type: none"> <li>- Inexpensive, time- and space-saving heating circuit connection;</li> <li>- Pre-installed connection system for pumps with length 180 mm;</li> <li>- With thermal insulation;</li> <li>- Ball valves with integrated thermometer for supply and return;</li> <li>- Spacer of powder coated steel (black);</li> <li>- Check valve;</li> <li>- Mixing valve with actuator 230 V AC, 3-point (1 7712 63). Mixing valve with DN 25 with manually-adjustable bypass;</li> <li>- Spacing between supply and return: 125 mm;</li> <li>- Max. operating temperature: 110 °C;</li> <li>- Max. operating pressure: 10 bar;</li> <li>- Temperature measurement range: 0 °C to 120 °C.</li> </ul>	4	25	1 4510 72	1	
	6.3	25	1 4510 73	1	
	10	25	1 4510 74	1	
	10	32	1 4510 82	1	
	16	32	1 4510 83	1	
 <p><b>PUMPFIX BASIC MIX with speed-controlled pump WILO PARA, mixing motor 230 V / 3-point</b></p> <ul style="list-style-type: none"> <li>- Inexpensive, time- and space-saving heating circuit connection;</li> <li>- Pre-installed connection system for pumps with length 180 mm;</li> <li>- With thermal insulation;</li> <li>- Ball valves with integrated thermometer for supply and return;</li> <li>- Spacer of powder coated steel (black);</li> <li>- Check valve;</li> <li>- Mixing valve with actuator 230 V AC, 3-point (1 7712 63). Mixing valve with DN 25 with manually-adjustable bypass;</li> <li>- Spacing between supply and return: 125 mm;</li> <li>- Max. operating temperature: 110 °C;</li> <li>- Max. operating pressure: 10 bar;</li> <li>- Temperature measurement range: 0 °C to 120 °C.</li> </ul>	4	25	1 4510 75	1	
	6.3	25	1 4510 76	1	
	10	25	1 4510 77	1	
	10	32	1 4510 84	1	
	16	32	1 4510 85	1	





## PUMPFIX BASIC stations DN 20 - DN 25 - DN 32

Model	kvs	DN	Order number	Sale unit	€
 <p><b>PUMPFIX BASIC MIX without pump, mixing motor 230 V / 3-point</b></p> <ul style="list-style-type: none"> <li>- Inexpensive, time- and space-saving heating circuit connection;</li> <li>- Pre-installed connection system for pumps with length 180 mm;</li> <li>- With thermal insulation;</li> <li>- Ball valves with integrated thermometer for supply and return;</li> <li>- Spacer of powder coated steel (black);</li> <li>- Check valve;</li> <li>- Mixing valve with actuator 24 V AC / DC, control signal 0-10 V (1 7712 57). Mixing valve with DN 25 with manually-adjustable bypass;</li> <li>- Spacing between supply and return: 125 mm;</li> <li>- Max. operating temperature: 110 °C;</li> <li>- Max. operating pressure: 10 bar;</li> <li>- Temperature measurement range: 0 °C to 120 °C.</li> </ul>	4	25	1 4510 60	1	
	6.3	25	1 4510 61	1	
	10	25	1 4510 62	1	
	10	32	1 4510 63	1	
	16	32	1 4510 64	1	
 <p><b>PUMPFIX BASIC CONSTANT without pump</b></p> <ul style="list-style-type: none"> <li>- Inexpensive, time- and space-saving heating circuit connection;</li> <li>- Pre-installed connection system for pumps with length 180 mm;</li> <li>- With thermal insulation;</li> <li>- Ball valves with integrated thermometer for supply and return;</li> <li>- Spacer of powder coated steel (black);</li> <li>- Check valve;</li> <li>- Mixing valve with thermostatic head and contact sensor;</li> <li>- Spacing between supply and return: 125 mm;</li> <li>- Max. operating temperature: 110 °C;</li> <li>- Max. operating pressure: 10 bar;</li> <li>- Temperature measurement range: 0 °C to 120 °C.</li> </ul>	2.6	25	1 4510 78	1	
 <p><b>PUMPFIX BASIC CONSTANT with speed-controlled pump WILO PARA</b></p> <ul style="list-style-type: none"> <li>- Inexpensive, time- and space-saving heating circuit connection;</li> <li>- Pre-installed connection system for pumps with length 180 mm;</li> <li>- With thermal insulation;</li> <li>- Ball valves with integrated thermometer for supply and return;</li> <li>- Spacer of powder coated steel (black);</li> <li>- Check valve;</li> <li>- Mixing valve with thermostatic head and contact sensor;</li> <li>- Spacing between supply and return: 125 mm;</li> <li>- Max. operating temperature: 110 °C;</li> <li>- Max. operating pressure: 10 bar;</li> <li>- Temperature measurement range: 0 °C to 120 °C.</li> </ul>	2.6	25	1 4510 79	1	






## PUMPFIX SMARTCONTROL PLUS stations DN 25 - DN 32

Model	kvs	DN	Order number	Sale unit	€
 <p><b>PUMPFIX SMARTCONTROL PLUS BASIC without pump</b></p> <ul style="list-style-type: none"> <li>- Inexpensive, time- and space-saving heating circuit connection;</li> <li>- Pre-installed connection system for pumps with length 180 mm;</li> <li>- With thermal insulation;</li> <li>- Ball valves with integrated thermometer for supply and return;</li> <li>- Spacer of powder coated steel (black);</li> <li>- Check valve,</li> <li>- "Plug &amp; Play" installation of the motor actuator,</li> <li>- Mixing valve with actuator 230 V, 3-point (1 4522 01).</li> <li>- with integrated controller for weather-compensated flow temperature control for heating and/or cooling,</li> <li>- Spacing between supply and return: 125 mm,</li> <li>- Max. operating temperature: 110 °C;</li> <li>- Max. operating pressure: 10 bar;</li> <li>- Temperature measurement range: 0 °C to 120 °C.</li> </ul>	4	25	1 4522 02	1	
	6.3	25	1 4522 03	1	
	10	25	1 4522 04	1	
	10	32	1 4522 08	1	
	16	32	1 4522 09	1	
 <p><b>PUMPFIX SMARTCONTROL PLUS BASIC with speed-controlled pump WILO PARA</b></p> <ul style="list-style-type: none"> <li>- Inexpensive, time- and space-saving heating circuit connection;</li> <li>- Pre-installed connection system for pumps with length 180 mm;</li> <li>- With thermal insulation;</li> <li>- Ball valves with integrated thermometer for supply and return;</li> <li>- Spacer of powder coated steel (black);</li> <li>- Check valve,</li> <li>- "Plug &amp; Play" installation of the motor actuator,</li> <li>- Mixing valve with actuator 230 V, 3-point (1 4522 01).</li> <li>- with integrated controller for weather-compensated flow temperature control for heating and/or cooling,</li> <li>- Spacing between supply and return: 125 mm,</li> <li>- Max. operating temperature: 110 °C;</li> <li>- Max. operating pressure: 10 bar;</li> <li>- Temperature measurement range: 0 °C to 120 °C.</li> </ul>	4	25	1 4522 05	1	
	6.3	25	1 4522 06	1	
	10	25	1 4522 07	1	
	10	32	1 4522 10	1	
	16	32	1 4522 11	1	
 <p><b>PUMPFIX SMARTCONTROL PLUS without pump</b></p> <ul style="list-style-type: none"> <li>- Inexpensive, time- and space-saving heating circuit connection;</li> <li>- Pre-installed connection system for pumps with length 180 mm;</li> <li>- With thermal insulation;</li> <li>- Ball valves with integrated thermometer for supply and return;</li> <li>- "Plug &amp; Play" installation of the motor actuator,</li> <li>- Mixing valve with actuator 230 V, 3-point (1 4522 01).</li> <li>- with integrated controller for weather-compensated flow temperature control for heating and/or cooling,</li> <li>- Spacing between supply and return: 125 mm,</li> <li>- Max. operating temperature: 110 °C;</li> <li>- Max. operating pressure: 10 bar;</li> <li>- Temperature measurement range: 0 °C to 120 °C.</li> </ul>	4	25	1 4522 12	1	
	6.3	25	1 4522 13	1	
	10	25	1 4522 14	1	
	10	32	1 4522 18	1	
	16	32	1 4522 19	1	
 <p><b>PUMPFIX SMARTCONTROL PLUS with speed-controlled pump WILO PARA</b></p> <ul style="list-style-type: none"> <li>- Inexpensive, time- and space-saving heating circuit connection;</li> <li>- Pre-installed connection system for pumps with length 180 mm;</li> <li>- With thermal insulation;</li> <li>- Ball valves with integrated thermometer for supply and return;</li> <li>- "Plug &amp; Play" installation of the motor actuator,</li> <li>- Mixing valve with actuator 230 V, 3-point (1 4522 01).</li> <li>- with integrated controller for weather-compensated flow temperature control for heating and/or cooling,</li> <li>- Spacing between supply and return: 125 mm,</li> <li>- Max. operating temperature: 110 °C;</li> <li>- Max. operating pressure: 10 bar;</li> <li>- Temperature measurement range: 0 °C to 120 °C.</li> </ul>	4	25	1 4522 15	1	
	6.3	25	1 4522 16	1	
	10	25	1 4522 17	1	
	10	32	1 4522 20	1	
	16	32	1 4522 21	1	








## PUMPFIX SMARTCONTROL stations DN 25 - DN 32

Model	kvs	DN	Order number	Sale unit	€
 <p><b>PUMPFIX SMARTCONTROL BASIC without pump</b></p> <ul style="list-style-type: none"> <li>- Inexpensive, time- and space-saving heating circuit connection;</li> <li>- Pre-installed connection system for pumps with length 180 mm;</li> <li>- With thermal insulation;</li> <li>- Ball valves with integrated thermometer for supply and return;</li> <li>- Spacer of powder coated steel (black);</li> <li>- Check valve,</li> <li>- "Plug &amp; Play" installation of the motor actuator,</li> <li>- Mixing valve with actuator 230 V, 3-point (1 4522 00).</li> <li>- with integrated controller for constant return temperature,</li> <li>- Spacing between supply and return: 125 mm,</li> <li>- Max. operating temperature: 110 °C;</li> <li>- Max. operating pressure: 10 bar;</li> <li>- Temperature measurement range: 0 °C to 120 °C.</li> </ul>	4	25	1 4522 40	1	
	6.3	25	1 4522 41	1	
	10	25	1 4522 42	1	
	10	32	1 4522 46	1	
	16	32	1 4522 47	1	
 <p><b>PUMPFIX SMARTCONTROL BASIC with speed-controlled pump WILO PARA</b></p> <ul style="list-style-type: none"> <li>- Inexpensive, time- and space-saving heating circuit connection;</li> <li>- Pre-installed connection system for pumps with length 180 mm;</li> <li>- With thermal insulation;</li> <li>- Ball valves with integrated thermometer for supply and return;</li> <li>- Spacer of powder coated steel (black);</li> <li>- Check valve,</li> <li>- "Plug &amp; Play" installation of the motor actuator,</li> <li>- Mixing valve with actuator 230 V, 3-point (1 4522 00).</li> <li>- with integrated controller for constant return temperature,</li> <li>- Spacing between supply and return: 125 mm,</li> <li>- Max. operating temperature: 110 °C;</li> <li>- Max. operating pressure: 10 bar;</li> <li>- Temperature measurement range: 0 °C to 120 °C.</li> </ul>	4	25	1 4522 43	1	
	6.3	25	1 4522 44	1	
	10	25	1 4522 45	1	
	10	32	1 4522 48	1	
	16	32	1 4522 49	1	
 <p><b>PUMPFIX SMARTCONTROL without pump</b></p> <ul style="list-style-type: none"> <li>- Inexpensive, time- and space-saving heating circuit connection;</li> <li>- Pre-installed connection system for pumps with length 180 mm;</li> <li>- With thermal insulation;</li> <li>- Ball valves with integrated thermometer for supply and return;</li> <li>- "Plug &amp; Play" installation of the motor actuator,</li> <li>- Mixing valve with actuator 230 V, 3-point (1 4522 00).</li> <li>- with integrated controller for constant return temperature,</li> <li>- Spacing between supply and return: 125 mm,</li> <li>- Max. operating temperature: 110 °C;</li> <li>- Max. operating pressure: 10 bar;</li> <li>- Temperature measurement range: 0 °C to 120 °C.</li> </ul>	4	25	1 4522 50	1	
	6.3	25	1 4522 51	1	
	10	25	1 4522 52	1	
	10	32	1 4522 56	1	
	16	32	1 4522 57	1	
 <p><b>PUMPFIX SMARTCONTROL with speed-controlled pump WILO PARA</b></p> <ul style="list-style-type: none"> <li>- Inexpensive, time- and space-saving heating circuit connection;</li> <li>- Pre-installed connection system for pumps with length 180 mm;</li> <li>- With thermal insulation;</li> <li>- Ball valves with integrated thermometer for supply and return;</li> <li>- "Plug &amp; Play" installation of the motor actuator,</li> <li>- Mixing valve with actuator 230 V, 3-point (1 4522 00).</li> <li>- with integrated controller for constant return temperature,</li> <li>- Spacing between supply and return: 125 mm,</li> <li>- Max. operating temperature: 110 °C;</li> <li>- Max. operating pressure: 10 bar;</li> <li>- Temperature measurement range: 0 °C to 120 °C.</li> </ul>	4	25	1 4522 53	1	
	6.3	25	1 4522 54	1	
	10	25	1 4522 55	1	
	10	32	1 4522 58	1	
	16	32	1 4522 59	1	







## Accessories for PUMPFIX DN 20 - DN 25 - DN 32

Model	DN	Order number	Sale unit	€	
 <p><b>PUMPFIX overflow valve</b> for PUMPFIX stations DIRECT, MIX or CONSTANT for installation between the supply and return. Setting range: 0 to 0.5 bar.</p>	20	1 4514 99	1		
 <p><b>HERZ hydraulic switch</b> of sheet steel: - With thermal insulation; - Connection supply MT G 5/4"; - Connection pump group, nut FT G 6/4"; - Max. operating temperature 110 °C; - Max. operating pressure 4 bar; - Max. flow rate 3 m<sup>3</sup>/h - Compatible with PUMPFIX distributor DN 25 or direct mounting of PUMPFIX DN 32; - mounting of PUMPFIX DN 25 with adapter 1 4510 51, adapter to be ordered separately.</p>	25	1 4513 53	1		
 <p><b>HERZ hydraulic switch</b> of sheet steel: - With thermal insulation; - Connections supply MT G 2"; - Connections secondary MT G 2"; - Max. operating temperature 110 °C; - Max. operating pressure 4 bar; - Max. flow rate 7 m<sup>3</sup>/h - Compatible with PUMPFIX distributor DN 32, pipes and compression adapter to be ordered separately.</p>	32	1 4513 54	1		
 <p><b>PUMPFIX distributor for two pump groups</b> - of sheet steel with two-chamber system; - Connections supply MT G 6/4"; - Connections pump group, nut FT G 5/4"; - Max. operating temperature 110 °C; - Max. operating pressure 4 bar; - Max. flow rate 3 m<sup>3</sup>/h, incl. fastening material and thermal insulation.</p>	25	1 4501 11	1		
	as above, but <b>for three pump groups</b>	25	1 4501 12	1	
	as above, but <b>for four pump groups</b>	25	1 4501 13	1	
	as above, but <b>for five pump groups</b>	25	1 4501 14	1	
 <p><b>PUMPFIX distributor for two pump groups</b> - of sheet steel with two-chamber system; - Connection supply MT G 2"; - Connection pump group, nut FT G 6/4"; - Max. operating temperature 110 °C; - Max. operating pressure 4 bar; - Max. flow rate 7 m<sup>3</sup>/h, incl. fastening material and thermal insulation.</p>	32	1 4501 30	1		
	as above, but <b>for three pump groups</b>	32	1 4501 31	1	
	as above, but <b>for four pump groups</b>	32	1 4501 32	1	
	as above, but <b>for five pump groups</b>	32	1 4501 33	1	

## Accessories for PUMPFIX DN 20 - DN 25 - DN 32

Model	DN	Order number	Sale unit	€
 <p><b>PUMPFIX pressure-free distributor with compensation chamber for two pump groups DN 25</b> for use with a feed pump:                      - of sheet steel;                      - Connection supply MT G 6/4";                      - Connection pump group, nut FT G 5/4";                      - Max. operating temperature 110 °C;                      - Max. operating pressure 6 bar;                      - Max. flow rate 3 m<sup>3</sup>/h,                      incl. fastening material and thermal insulation.</p>	25	1 4513 57	1	
	25	1 4513 58	1	
	25	1 4513 59	1	
 <p><b>Set for wall mounting</b>                      consisting of: 2 mounting brackets, 4 plastic plugs, 4 screws and 4 nuts for wall mounting of distributor as well as 2 M12 nuts and 2 washers to assemble the distributor on the mount.</p>	25	1 4513 93	1	
	32	1 4513 94	1	
 <p><b>Adapter for PUMPFIX G 1" - G 1 1/4"</b>                      with freely rotating union nut G 1 1/4", including flat seal</p> <p><b>Adapter for PUMPFIX G 1 1/4" - G 1 1/4"</b>                      with freely rotating union nut G 1 1/4", including flat seal</p> <p><b>Adapter for PUMPFIX G 1 1/2" - G 1 1/2"</b>                      with freely rotating union nut G 1 1/2", including flat seal</p>		1 4501 36	1	
		1 4501 37	1	
		1 4501 38	1	
 <p><b>Thermometer for PUMPFIX</b></p>	rot	1 2201 91	25	
	blau	1 2201 90	25	
 <p><b>Thermometer for PUMPFIX Solar</b></p>	rot	1 2201 93	25	
	blau	1 2201 92	25	
 <p><b>Adapter-Fastening Set</b>                      enables assembly of the pump group DN 25 to the distributor DN 32 (only for stainless steel manifolds) or direct mounting on the hydraulic separator DN 25 (1 4513 53). The set includes also 2 flat seals. Material of adapter: brass, material of flat seals: EPDM                      Above: 1 - 1/4" female thread, below: 1 - 1/2" male thread</p>		1 4510 51	20	
 <p><b>Flat seals for PUMPFIX</b>                      Set contains 2 flat seals for sealing between distributor and pump group. Material: EPDM</p>	25	1 4510 52	25	
	32	1 4510 53	25	






## Accessories for PUMPFIX DN 20 - DN 25 - DN 32

Model		Order number	Sale unit	€
	<p><b>HERZ actuator 230 V / 3-point</b>                      Two-part housing of self-extinguishing plastic, lower part black and upper part red. The drive is fastened to the mixing valve using a single screw. The supplied pin protects against twisting. The installation orientation can be chosen freely in 90° steps. The rotation angle is limited to 90°. Upon reaching the end stops, the drive is electrically switched off and thereby deenergised. Controlled by a 3-point actuator 230 V, 90 °C, 10 Nm, 140 sec. Including adapter set 1 <b>7712 67</b></p>	1 <b>7712 63</b>	1	
	<p><b>HERZ actuator 24 V AC/DC / 0-10 V</b>                      Two-part housing of self-extinguishing plastic, lower part black and upper part red. The drive is fastened to the mixing valve using a single screw. The supplied pin protects against twisting. The installation orientation can be chosen freely in 90° steps. The rotation angle is limited to 90°. Upon reaching the end stops, the drive is electrically switched off and thereby deenergised. Actuator 24 V AC / DC, 90 °C, 10 Nm, 140 sec, control signal 0...10 V. Including adapter set 1 <b>7712 67</b></p>	1 <b>7712 57</b>	1	
	<p><b>Spare part for HERZ actuator HERZ adapter set</b>                      Adapter set for mounting HERZ actuators 1 <b>7712 63</b> / 57 on HERZ three-port valve in PUMPFIX MIX / PUMPFIX Basic MIX.</p>	1 <b>7712 67</b>	1	
	<p><b>Connection set of flexible pipe and fastening clip (for PUMPFIX SOLAR)</b>                      for the mounting of pressure expansion vessels up to 35 litres. Flexible pipe DN 16, 500 mm, union nut 3/4" on both sides, flat sealing, Console, wall pipe center 220 mm, 3/4" male thread on both sides, flat sealing connection possible. Console suitable for direct assembly of 1 <b>2205 02</b>, ball valve for expansion tank connection DN 20.</p>	1 <b>4513 30</b>	1	
	<p><b>HERZ SMARTCONTROL PLUS Controller 230 V / 3-point</b>                      Suitable for pump group PUMPFIX SMARTCONTROL PLUS, with integrated controller for weather-compensated flow temperature control for heating and/or cooling. Torque 6 Nm, operating time of motor 120 s / 90°, protection class IP42, power consumption in operation 3,5 W.</p>	1 <b>4522 01</b>	1	
	<p><b>HERZ SMARTCONTROL Controller 230 V / 3-point</b>                      Suitable for pump group PUMPFIX SMARTCONTROL, torque 5 Nm, operating time of motor 120 s / 90°, protection class IP42, power consumption in operation max. 3,5 W, with integrated controller for constant return temperature.</p>	1 <b>4522 00</b>	1	


## PUMPFIX stations DN 40 - DN 50

Model	kvs	DN	Order number	Sale unit	€
 <p><b>PUMPFIX DIRECT without pump</b></p> <ul style="list-style-type: none"> <li>- Inexpensive, time- and space-saving heating circuit connection;</li> <li>- Pre-installed connection system for pumps with length 240 mm (DN 40) or 280 mm (DN 50);</li> <li>- With thermal insulation;</li> <li>- Ball valves with integrated thermometer for supply and return;</li> <li>- Spacer;</li> <li>- Check valve;</li> <li>- Spacing between supply and return: 180 mm;</li> <li>- Max. operating temperature: 110 °C;</li> <li>- Max. operating pressure: 10 bar;</li> <li>- Temperature measurement range: 0 °C to 120 °C.</li> </ul>	26.4	40	1 4510 05	1	
	38	50	1 4510 06	1	
 <p><b>PUMPFIX DIRECT with speed-controlled pump WILO Stratos MAXO</b></p> <ul style="list-style-type: none"> <li>- Inexpensive, time- and space-saving heating circuit connection;</li> <li>- Pre-installed connection system for pumps with length 220 mm (DN 40) or 280 mm (DN 50);</li> <li>- With thermal insulation;</li> <li>- Ball valves with integrated thermometer for supply and return;</li> <li>- Spacer;</li> <li>- Check valve;</li> <li>- Spacing between supply and return: 180 mm;</li> <li>- Max. operating temperature: 110 °C;</li> <li>- Max. operating pressure: 10 bar;</li> <li>- Temperature measurement range: 0 °C to 120 °C.</li> </ul>	26.4	40	1 4510 15	1	
	38	50	1 4510 16	1	
 <p><b>PUMPFIX MIX without pump</b></p> <ul style="list-style-type: none"> <li>- Inexpensive, time- and space-saving heating circuit connection;</li> <li>- Pre-installed connection system for pumps with length 240 mm (DN 40) or 280 mm (DN 50);</li> <li>- With thermal insulation;</li> <li>- Ball valves with integrated thermometer for supply and return;</li> <li>- Spacer;</li> <li>- Check valve;</li> <li>- Mixing valve with actuator 230 V AC, 3-point (1 7712 63);</li> <li>- Spacing between supply and return: 180 mm;</li> <li>- Max. operating temperature: 110 °C;</li> <li>- Max. operating pressure: 10 bar;</li> <li>- Temperature measurement range: 0 °C to 120 °C.</li> </ul>	19.8	40	1 4511 78	1	
	29.5	50	1 4511 79	1	
 <p><b>PUMPFIX MIX with speed-controlled pump WILO Stratos MAXO</b></p> <ul style="list-style-type: none"> <li>- Inexpensive, time- and space-saving heating circuit connection;</li> <li>- Pre-installed connection system for pumps with length 220 mm (DN 40) or 280 mm (DN 50);</li> <li>- With thermal insulation;</li> <li>- Ball valves with integrated thermometer for supply and return;</li> <li>- Spacer;</li> <li>- Check valve;</li> <li>- Mixing valve with actuator 230 V AC, 3-point (1 7712 63);</li> <li>- Spacing between supply and return: 180 mm;</li> <li>- Max. operating temperature: 110 °C;</li> <li>- Max. operating pressure: 10 bar;</li> <li>- Temperature measurement range: 0 °C to 120 °C.</li> </ul>	19.8	40	1 4511 71	1	
	29.5	50	1 4511 72	1	


## Accessories for PUMPFIX DN 40 - DN 50

Model	DN	Order number	Sale unit	€
 <p><b>PUMPFIX distributor for two pump groups DN 40 or DN 50</b>                      - of sheet steel with two-chamber system;                      - Connection supply, flange DN 80 / PN 10;                      - Connection pump group, nut FT IG G 2";                      - Max. operating temperature 110 °C;                      - Max. operating pressure 6 bar;                      incl. fastening material and thermal insulation</p>	50	1 4511 97	1	
	50	1 4511 98	1	
 <p><b>Thermometer for PUMPFIX</b></p>	rot	1 2201 91	25	
	blau	1 2201 90	25	
 <p><b>HERZ actuator 230 V / 3-point</b>                      Two-part housing of self-extinguishing plastic, lower part black and upper part red. The drive is fastened to the mixing valve using a single screw. The supplied pin protects against twisting. The installation orientation can be chosen freely in 90° steps. The rotation angle is limited to 90°. Upon reaching the end stops, the drive is electrically switched off and thereby deenergised. Controlled by a 3-point actuator 230 V, 90 °C, 10 Nm, 140 sec. Including adapter set 1 <b>7712 67</b></p>		1 7712 63	1	
 <p><b>HERZ actuator 24 V AC/DC / 0-10 V</b>                      Two-part housing of self-extinguishing plastic, lower part black and upper part red. The drive is fastened to the mixing valve using a single screw. The supplied pin protects against twisting. The installation orientation can be chosen freely in 90° steps. The rotation angle is limited to 90°. Upon reaching the end stops, the drive is electrically switched off and thereby deenergised. Actuator 24 V AC / DC, 90 °C, 10 Nm, 140 sec, control signal 0...10 V. Including adapter set 1 <b>7712 67</b></p>		1 7712 57	1	
 <p><b>Spare part for HERZ actuator</b>  <b>HERZ adapter set</b>                      Adapter set for mounting HERZ actuators                      1 <b>7712 63 / 57</b>                      on HERZ three-port valve in PUMPFIX MIX / PUMPFIX Basic MIX.</p>		1 7712 67	1	


## Boiler return temperature raising set

Model	DN	Order number	Sale Unit	€	
 <p><b>HERZ boiler return temperature raising set EUROMIX with speed-controlled pump Wilo PARA 25-180/6-43/SC-12</b>                      For solid fuel boilers and biomass installations, for maintaining a minimum boiler return temperature consisting of mixing valve with drive, shutoff, circulating pump and shutoff with backflow preventer, factory pre-installed and tested for leaks.                      Model: Shutter mixer with electric drive.</p>	20	1 4500 92	1		
	25	1 4500 93	1		
	as above, but with speed-controlled pump Wilo PARA 30/1-8	32	1 4500 94	1	
	as above, but with speed-controlled pump Wilo PARA 30/1-6	32	1 4500 76	1	
	as above, but with speed-controlled pump Wilo Yonos MAXO 40/0.5-12	40	1 4500 95	1	
	as above, but with speed-controlled pump Wilo Stratos PARA C 30/180-12	40	1 4500 96	1	


## Boiler return temperature raising set

Model	DN	Order number	Sale Unit	€
 <p><b>HERZ return temperature raising set TEPLOMIX with speed-controlled pump Wilo PARA 25-180/6-43/SC-12</b> For solid fuel boilers and biomass installations, for maintaining a minimum boiler return temperature consisting of thermostatic mixing valve, shutoff, circulating pump and shutoff with backflow preventer, factory pre-installed and tested for leaks. Model: Thermal mixing valve.</p>	25	1 4500 73	1	
	32	1 4500 74	1	
	32	1 4500 77	1	



## EUROMIX SMARTCONTROL

Model	DN	Order number	Sale unit	€
 <p><b>HERZ boiler return temperature raising set EUROMIX SMARTCONTROL with speed-controlled pump Wilo PARA 25-180/6-43/SC-12</b> For solid fuel boilers and biomass installations, for maintaining a minimum boiler return temperature consisting of thermostatic mixing valve with Smartcontrol motor actuator, shutoff, circulating pump and shutoff with backflow preventer, factory preinstalled and tested for leaks, Model: 3-way mixing valve mit Smartcontrol motor actuator.</p>	20	1 4522 22	1	
	25	1 4522 23	1	
	32	1 4522 24	1	
	32	1 4522 73	1	
	40	1 4522 25	1	
	40	1 4522 26	1	




## Spare part for EUROMIX SMARTCONTROL

 <p><b>HERZ SMARTCONTROL Controller 230 V / 3-point</b> Torque 5 Nm, operating time of motor 120 s / 90°, protection class IP42, power consumption in operation max. 3.5 W, with integrated controller for constant return temperature.</p>		1 4522 00	1	
--	--	-----------	---	--


## FLOORFIX, floor heating control set for flush installation

Model	Dim.	Order number	Sale Unit	€
 <p><b>HERZ-FLOORFIX COMPACT, floor heating control set for flush installation</b>                      With thermostatic head MINI (1 9201 06) for control of the room temperature and a return temperature limiter MINI GS (1 9201 06).                      Set point range of thermostatic head: 6-28 °C                      Set point range of return temperature limiter: 25-60 °C,                      With air vent and cover plate (white RAL 9010, 1 8100 52).                      Insulation box made from EPP for flush mounting, mounting brackets included. Compression adapters G 3/4" Euro-cone (1 6098 xx) must be ordered separately.</p>		1 8100 30	1	
 <p><b>HERZ-FLOORFIX, floor heating control set for flush installation</b>                      For control of the room temperature and for limiting the medium temperature. Room control via HERZ remote control 9330. Pipe connection for HERZ compression adapter, includes flush box and cover.  <b>Cover white.</b>                      Set point range of the temperature limiter 30–60 °C.</p>	3/4	1 8100 10	1	
<p><b>HERZ-FLOORFIX, floor heating control set for flush installation</b>                      For control of the room temperature and for limiting the medium temperature. Room control via HERZ remote control 9330. Pipe connection for HERZ compression adapter, includes flush box and cover.  <b>Cover chrome.</b>                      Set point range of the temperature limiter 30–60 °C.</p>	3/4	1 8100 11	1	


## Spare parts for HERZ FLOORFIX COMPACT

Model	Order number	Sale Unit	€
 <p><b>HERZ Return temperature limiter MINI GS, M 28 x 1.5</b>                      Control of the return temperature between 25 °C and 60 °C, Limitation and locking at approx. 45°C via limiting pin. Can be combined with all HERZ valves that are intended for thermostatic operation.</p>	1 9201 06	10	
 <p><b>Cover plate</b>                      for FLOORFIX COMPACT 1 8100 30, 170 x 160mm, made of plastic, white (RAL 9010)</p>	1 8100 52	1	
 <p><b>Upper thermostatic insert 1/2"</b>                      Replacement under pressure with HERZ Changefix</p>	1 6390 91	1	



## Spare parts for HERZ FLOORFIX

Model	Dim.	Order number	Sale Unit	€
 <p><b>Spare part, HERZ-FLOORFIX</b>                      For control of the room temperature and for limiting the medium temperature. Room control via HERZ remote control 9330.                      Shutoff valves, flush box and design cover not included.                      Set point range of the temperature limiter 30–60 °C.</p>	3/4	1 8100 15	1	


## Connection-ready heating distributor station

Model	Dim.	Order number	Sale Unit	€
 <p><b>Connection-ready distribution station for floor heating, consisting of:</b></p> <ul style="list-style-type: none"> <li>- Rod-type distributor of brass, supply distributor with regulating inserts with flow indication and return distributor with thermostatic valves, vent, drain with hose connection, end caps</li> <li>- Distributor mounts</li> <li>- Ball valves G 1 of brass with full connection passage</li> <li>- Spacer and connection angle, nickel-plated, fully installed in distributor cabinet of galvanised sheet steel, front frame and front door white powder-coated (RAL 9016).</li> </ul> <p>Adjustable installation depth and cabinet height with removable pipe redirection rail.</p>	3x	1 8575 03	1	
	4x	1 8575 04	1	
	5x	1 8575 05	1	
	6x	1 8575 06	1	
	7x	1 8575 07	1	
	8x	1 8575 08	1	
	9x	1 8575 09	1	
	10x	1 8575 10	1	
	11x	1 8575 11	1	
	12x	1 8575 12	1	


## COMPACTFLOOR

Model		Dim.	Order number	Sale Unit	€	
 <p><b>Connection-ready control station 230 V, 50 Hz for floor heating, connection on left, consisting of:</b></p> <ul style="list-style-type: none"> <li>- Rod-type distributor of stainless steel, supply distributor with regulating inserts with flow indication and return distributor with thermostatic valves, vent, drain with hose connection</li> <li>- Distributor mounts</li> <li>- Actuators for heating circuit control</li> <li>- Mechanical temperature control</li> <li>- Shutoff valve</li> <li>- Electronic circulating pump</li> <li>- Automatic over-temperature protection via pump shutoff</li> <li>- Electronic distributor and actuators fully wired</li> <li>- Automatic differential pressure control with electronic circulating pump fully installed in distribution cabinet of galvanised sheet steel, front frame and front door white powder-coated (RAL 9016).</li> </ul> <p>Adjustable installation depth (150–190 mm) and cabinet height (720–805 mm) with removable pipe redirection rail.</p>		<b>3x</b>	3 E532 13	1		
		<b>4x</b>	3 E532 14	1		
		<b>5x</b>	3 E532 15	1		
		<b>6x</b>	3 E532 16	1		
		<b>7x</b>	3 E532 17	1		
		<b>8x</b>	3 E532 18	1		
		<b>9x</b>	3 E532 19	1		
		<b>10x</b>	3 E532 20	1		
		<b>11x</b>	3 E532 21	1		
		<b>12x</b>	3 E532 22	1		
	 <p><b>Connection-ready control station 230 V, 50 Hz for floor heating, connection on right, consisting of:</b></p> <ul style="list-style-type: none"> <li>- Rod-type distributor of stainless steel, supply distributor with regulating inserts with flow indication and return distributor with thermostatic valves, vent, drain with hose connection</li> <li>- Distributor mounts</li> <li>- Actuators for heating circuit control</li> <li>- Mechanical temperature control</li> <li>- Shutoff valve</li> <li>- Electronic circulating pump</li> <li>- Automatic over-temperature protection via pump shutoff</li> <li>- Electronic distributor and actuators fully wired</li> <li>- Automatic differential pressure control with electronic circulating pump fully installed in distribution cabinet of galvanised sheet steel, front frame and front door white powder-coated (RAL 9016).</li> </ul> <p>Adjustable installation depth (150–190 mm) and cabinet height (720–805 mm) with removable pipe redirection rail.</p>		<b>3x</b>	3 E532 03	1	
			<b>4x</b>	3 E532 04	1	
		<b>5x</b>	3 E532 05	1		
		<b>6x</b>	3 E532 06	1		
		<b>7x</b>	3 E532 07	1		
		<b>8x</b>	3 E532 08	1		
		<b>9x</b>	3 E532 09	1		
		<b>10x</b>	3 E532 10	1		
		<b>11x</b>	3 E532 11	1		
		<b>12x</b>	3 E532 12	1		








## COMPACTFLOOR WE

 <p><b>COMPACTFLOOR WE</b></p> <p>Connection-ready control station for floor heating 230 V, 50 Hz, connected to a secondary district heating grid, consisting of:</p> <ul style="list-style-type: none"> <li>- Shutoff zone valve with fixed value control via thermostatic head with contact sensor</li> <li>- Pre-settable control and regulating valve with electronic drive</li> <li>- Countercurrent heat exchanger for system separation of stainless steel, copper-soldered model</li> <li>- Electronic circulating pump</li> <li>- Safety group with thermo-manometer, automatic air vent and safety valve</li> <li>- Rod-type distributor of stainless steel, supply distributor with regulating inserts and flow indication and return distributor with thermostatic valves, vent, drain with hose connections</li> <li>- Actuators for heating circuit control</li> <li>- Automatic over-temperature protection via pump shutoff</li> <li>- Diaphragm pressure expansion tank with connection valve fully installed in distributor cabinet of galvanised sheet steel, front frame and front door white powder-coated (RAL 9016).</li> </ul> <p>Adjustable installation depth (150–190 mm) and cabinet height (720–805 mm) with removable pipe redirection rail.</p>		<b>3x</b>	3 F532 83	1	
		<b>4x</b>	3 F532 84	1	
		<b>5x</b>	3 F532 85	1	
		<b>6x</b>	3 F532 86	1	
		<b>7x</b>	3 F532 87	1	
		<b>8x</b>	3 F532 88	1	
		<b>9x</b>	3 F532 89	1	
		<b>10x</b>	3 F532 90	1	
		<b>11x</b>	3 F532 91	1	
		<b>12x</b>	3 F532 92	1	







## COMPACTFLOOR Light

Model		Dim.	Order number	Sale Unit	€	
 <p><b>COMPACTFLOOR light</b> Connection-ready control station for floor heating, connection from left below with 90° elbow, consisting of:</p> <ul style="list-style-type: none"> <li>- Rod-type distributor of stainless steel, supply distributor with regulating inserts with flow indication and return distributor with thermostatic valves, vent and drain with hose connection</li> <li>- Shutoff valve RL-5</li> <li>- Electronic circulating pump</li> <li>- Automatic differential pressure control via electronic circulating pump</li> <li>- Shutoff and control valve for fixed value control</li> </ul> <p>Thermostatic head with remote sensor for fixed value control is included.</p>	as above,	3x	3 E533 23	1		
		4x	3 E533 24	1		
		5x	3 E533 25	1		
		6x	3 E533 26	1		
		7x	3 E533 27	1		
		8x	3 E533 28	1		
		9x	3 E533 29	1		
		10x	3 E533 30	1		
		11x	3 E533 31	1		
		12x	3 E533 32	1		
		as above, but connection from the top right	3x	3 E533 33	1	
			4x	3 E533 34	1	
			5x	3 E533 35	1	
			6x	3 E533 36	1	
			7x	3 E533 37	1	
			8x	3 E533 38	1	
			9x	3 E533 39	1	
			10x	3 E533 40	1	
			11x	3 E533 41	1	
			12x	3 E533 42	1	




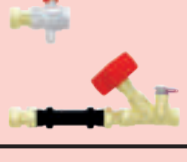


## Pump Group for floor heating

	<p><b>Pump Group</b> Station for fixed value control incl. high efficiency pump suitable for 2-12 heating circuits, thermostatic head 20-50 °C with immersion sensor for exact regulation of the supply temperature in floor heating circuits, thermometer to display the supply temperature and contact-safety thermostat are included, suitable for distributors with bar spacing of 167-233 mm (center-center) when using eccentric screw connections, incl. 2 pieces screw connections R1" MT for the distributor with freely rotating union nut G1" for the pump group, flat seals are included, connection and shut-off from the high-temperature circuit with ball valves 3/4", back flow preventer integrated in the return flow to the high temperature circuit; distributor, distributor cabinets and individual room control accessories must be ordered separately.</p>	3 F532 34	1	
	As above, but without pump	3 F532 36	1	
	As above, but thermostatic head 40-70 °C, with pump	3 F532 37	1	
	<p><b>Adapter G 1" FT - G1 1/4" MT</b> for connecting a distributor with G 1 1/4 " FT to the Pump Group, 2 pieces included in the set.</p>	1 6383 08	50	
	<p><b>Screw connection with freely rotating union nut G 1" - R 1"</b> 2 pieces screw connections R 1 " MT for the distributor with freely rotating union nut G 1" for the pump group, spare part for the Pump Group.</p>	1 6383 06	10	
	<p><b>Eccentric screw connection G1"</b> To connect the Pump Group with a floor heating distributor.</p>	1 6383 09	5	
	<p><b>Upper mixing unit G 1"</b></p>	1 6383 10	5	
	<p><b>Lower mixing unit G 1"</b></p>	1 6383 11	5	
	<p><b>Ball valve with freely rotating union nut, DN 20, PN 25</b> To connect and shut-off the high temperature circuit</p>	1 6383 12	25	





## Pump Group THERMO for floor heating

Model		Order number	Sale Unit	€
	<b>Pump Group THERMO with speed-controlled pump WILO PARA</b> Station for fixed value control incl. high efficiency pump suitable for 3-12 heating circuits, mixing valve with setting 20 - 42 °C to control the flow temperature in the underfloor heating circuits. The set includes a thermometer for displaying the supply temperature and a safety temperature shut-off and air vent with venting hose. Suitable for distributors with beam spacing of 167 - 233 mm (center to center) through eccentric connection fittings. Includes 2 connection fittings G1" male thread for the distributor with free-turning nut, connection and shut-off of high-temperature circuit with 3/4" ball valves. Distributors, distribution cabinets, and individual room control accessories must be ordered separately. Nominal pressure: 6 bar (static) / 5 bar (dynamic) Max. operating temperature: 90 °C Min. operating temperature: 2 °C Bimetal thermostat switch: fixed shut-off temperature of 60 °C.	3 F532 41	1	
	As above, but without pump	3 F532 42	1	
	<b>Thermometer 0 - 80 °C</b>	1 6383 01	1	
	<b>Adapter G 1"</b>	1 6383 04	50	
	<b>Screw connection with freely rotating union nut G 1" - R 1"</b> 2 pieces screw connections R 1 " MT for the distributor with freely rotating union nut G 1" for the pump group Thermo, spare part for the Pump Group Thermo.	1 6383 06	10	
	<b>Eccentric screw connection G1"</b> To connect the Pump Group Thermo with a floor heating distributor.	1 6383 09	5	
	<b>Multipurpose key</b>	1 6625 00	1	


## HERZ floor manifold (DN 40)

Model	Dim.	Order number	Sale Unit	€
 <p><b>HERZ floor manifold DN 40</b>                      distributor connection with female thread G1 1/2",                      distributor outlets with G 3/4 flat sealing,                      incl. air vent and drain with hose connection.                      Max. operating temperature 110 °C                      Max. operating pressure 10 bar</p> <p>Manifold connection sets must be ordered separately.</p>	<b>1x</b>	1 8636 31	1	
	<b>2x</b>	1 8636 32	1	
	<b>3x</b>	1 8636 33	1	
	<b>4x</b>	1 8636 34	1	
	<b>5x</b>	1 8636 35	1	
	<b>6x</b>	1 8636 36	1	
	<b>7x</b>	1 8636 37	1	
	<b>8x</b>	1 8636 38	1	
	<b>9x</b>	1 8636 39	1	
	<b>10x</b>	1 8636 40	1	
	<b>11x</b>	1 8636 41	1	
	<b>12x</b>	1 8636 42	1	
 <p><b>HERZ manifold connection set DN 20,</b>                      incl. commissioning valve DN 15 LF 1 4017 11,                      ball valve DN 20 with sensor holder 1 2202 82                      and meter spacer 110 mm.                      Suitable for HERZ floor manifolds 1 8636 XX.</p>		1 8636 20	1	
 <p><b>HERZ manifold connection set DN 20,</b>                      incl. commissioning valve DN 15 MF 1 4017 21,                      ball valve DN 20 with sensor holder 1 2202 82                      and meter spacer 110 mm.                      Suitable for HERZ floor manifolds 1 8636 XX.</p>		1 8636 29	1	
 <p><b>HERZ manifold connection set DN 20,</b>                      incl. commissioning valve DN 15 1 4017 01,                      ball valve DN 20 with sensor holder 1 2202 82                      and meter spacer 110 mm.                      Suitable for HERZ floor manifolds 1 8636 XX.</p>		1 8636 24	1	
 <p><b>HERZ manifold connection set DN 20,</b>                      incl. GP control valve DN 15 1 5523 21,                      ball valve DN 20 with sensor holder 1 2202 82                      and meter spacer 110 mm.                      Suitable for HERZ floor manifolds 1 8636 XX.</p>		1 8636 23	1	
 <p><b>HERZ manifold connection set DN 20,</b>                      incl. ball valves DN 20, 1 2202 82 with sensor holder, 1 2221 02                      and meter spacer 110 mm.                      Suitable for HERZ floor manifolds 1 8636 XX.</p>		1 8636 21	1	



## HERZ stainless steel distributor

Model	Dim.	Order number	Sale Unit	€	
 <p><b>HERZ stainless steel distributor</b> with flow meter (3 l/min), Dimension DN 25, consisting of return distributor with upper thermostatic inserts (M 28 x 1.5), supply distributor with flow meter inserts. Vent and drain with hose connection, distributor connection with female thread G 1", distributor outlets with G 3/4" Euro-cone connection. Accessories compression adapters (1 <b>6098</b> xx) and ball valves (1 <b>2224</b> 03/13, 1 <b>2205</b> 13/23) must be ordered separately.</p>	3x	1 <b>8632</b> 03	1		
	4x	1 <b>8632</b> 04	1		
	5x	1 <b>8632</b> 05	1		
	6x	1 <b>8632</b> 06	1		
	7x	1 <b>8632</b> 07	1		
	8x	1 <b>8632</b> 08	1		
	9x	1 <b>8632</b> 09	1		
	10x	1 <b>8632</b> 10	1		
	11x	1 <b>8632</b> 11	1		
	12x	1 <b>8632</b> 12	1		
	13x	1 <b>8632</b> 13	1		
	14x	1 <b>8632</b> 14	1		
	15x	1 <b>8632</b> 15	1		
16x	1 <b>8632</b> 16	1			
 <p><b>HERZ stainless steel distributor</b> with flow meter (6 l/min), Dimension DN 25, consisting of return distributor with upper thermostatic inserts (M 28 x 1.5), supply distributor with flow meter inserts. Vent and drain with hose connection, distributor connection with female thread G 1", distributor outlets with G 3/4" Euro-cone connection. Accessories compression adapters (1 <b>6098</b> xx) and ball valves (1 <b>2224</b> 03/13, 1 <b>2205</b> 13/23) must be ordered separately.</p>	3x	1 <b>8633</b> 03	1		
	4x	1 <b>8633</b> 04	1		
	5x	1 <b>8633</b> 05	1		
	6x	1 <b>8633</b> 06	1		
	7x	1 <b>8633</b> 07	1		
	8x	1 <b>8633</b> 08	1		
	9x	1 <b>8633</b> 09	1		
	10x	1 <b>8633</b> 10	1		
	11x	1 <b>8633</b> 11	1		
	12x	1 <b>8633</b> 12	1		
	13x	1 <b>8633</b> 13	1		
	14x	1 <b>8633</b> 14	1		
	15x	1 <b>8633</b> 15	1		
16x	1 <b>8633</b> 16	1			
 <p><b>HERZ stainless steel distributor</b> Dimension DN 25, consisting of return and supply distributor with upper shutoff inserts. Vent and drain with hose connection, distributor connection with female thread G 1", distributor outlets with G 3/4" Euro-cone connection. Accessories compression adapters (1 <b>6098</b> xx) and ball valves (1 <b>2224</b> 03/13, 1 <b>2205</b> 13/23) must be ordered separately.</p>	3x	1 <b>8634</b> 03	1		
	4x	1 <b>8634</b> 04	1		
	5x	1 <b>8634</b> 05	1		
	6x	1 <b>8634</b> 06	1		
	7x	1 <b>8634</b> 07	1		
	8x	1 <b>8634</b> 08	1		
	9x	1 <b>8634</b> 09	1		
	10x	1 <b>8634</b> 10	1		
	11x	1 <b>8634</b> 11	1		
	12x	1 <b>8634</b> 12	1		
	 <p><b>HERZ stainless steel distributor</b> Dimension DN 25, consisting of return distributor with upper thermostatic inserts (M 28 x 1.5), supply distributor with upper shutoff inserts. Vent and drain with hose connection, distributor connection with female thread G 1", distributor outlets with G 3/4" Euro-cone connection. Accessories compression adapters (1 <b>6098</b> xx) and ball valves (1 <b>2224</b> 03/13, 1 <b>2205</b> 13/23) must be ordered separately.</p>	3x	1 <b>8631</b> 03	1	
		4x	1 <b>8631</b> 04	1	
5x		1 <b>8631</b> 05	1		
6x		1 <b>8631</b> 06	1		
7x		1 <b>8631</b> 07	1		
8x		1 <b>8631</b> 08	1		
9x		1 <b>8631</b> 09	1		
10x		1 <b>8631</b> 10	1		
11x		1 <b>8631</b> 11	1		
12x		1 <b>8631</b> 12	1		





## HERZ stainless steel distributor

Model		Dim.	Order number	Sale Unit	€
 <p><b>HERZ stainless steel distributor</b> Dimension DN25, consisting of supply and return distributor, without valve, with closing plug, with vents, distributor connection with female thread G 1", distributor outlets with G 3/4" Euro-cone connection. Accessories compression adapters (1 <b>6098</b> xx) and ball valves (1 <b>2224</b> 03/13, 1 <b>2205</b> 13/23) must be ordered separately.</p>		2x	1 8634 32	1	
		3x	1 8634 13	1	
		4x	1 8634 14	1	
		5x	1 8634 15	1	
		6x	1 8634 16	1	
		7x	1 8634 17	1	
		8x	1 8634 18	1	
		9x	1 8634 19	1	
		10x	1 8634 20	1	
		11x	1 8634 21	1	
		12x	1 8634 22	1	
		13x	1 8634 33	1	
		14x	1 8634 34	1	
		15x	1 8634 35	1	
	16x	1 8634 36	1		



## HERZ stainless steel distributor with automatic air vent

Model		Dim.	Order number	Sale Unit	€
 <p><b>HERZ stainless steel distributor with automatic air vent</b> with flow meter (3 l/min), Dimension DN 25, consisting of return distributor with upper thermostatic inserts (M 28 x 1.5), supply distributor with flow meter inserts. Vent and drain with hose connection, distributor connection with female thread G 1", distributor outlets with G 3/4" Euro-cone connection. Accessories compression adapters (1 <b>6098</b> xx) and ball valves (1 <b>2224</b> 03/13, 1 <b>2205</b> 13/23) must be ordered separately.</p>		2x	1 8638 02	1	
		3x	1 8638 03	1	
		4x	1 8638 04	1	
		5x	1 8638 05	1	
		6x	1 8638 06	1	
		7x	1 8638 07	1	
		8x	1 8638 08	1	
		9x	1 8638 09	1	
		10x	1 8638 10	1	
		11x	1 8638 11	1	
		12x	1 8638 12	1	
		13x	1 8638 13	1	
		14x	1 8638 14	1	
		15x	1 8638 15	1	
	16x	1 8638 16	1		
 <p><b>HERZ stainless steel distributor with automatic air vent</b> with flow meter (6 l/min), Dimension DN 25, consisting of return distributor with upper thermostatic inserts (M 28 x 1.5), supply distributor with flow meter inserts. Vent and drain with hose connection, distributor connection with female thread G 1", distributor outlets with G 3/4" Euro-cone connection. Accessories compression adapters (1 <b>6098</b> xx) and ball valves (1 <b>2224</b> 03/13, 1 <b>2205</b> 13/23) must be ordered separately.</p>		2x	1 8639 02	1	
		3x	1 8639 03	1	
		4x	1 8639 04	1	
		5x	1 8639 05	1	
		6x	1 8639 06	1	
		7x	1 8639 07	1	
		8x	1 8639 08	1	
		9x	1 8639 09	1	
		10x	1 8639 10	1	
		11x	1 8639 11	1	
		12x	1 8639 12	1	
		13x	1 8639 13	1	
		14x	1 8639 14	1	
		15x	1 8639 15	1	
	16x	1 8639 16	1		



## Ball valves for HERZ-steel distributor

Model	PN	DN	Order number	Sale Unit	€
 <p><b>Ball valve with T-handle, angle version, red, PN 25</b>                      Socket x dutch connection. With connection nipple 1" for steel distributor, O-ring-sealed. Body made of forged brass, nickel-plated, with full bore. Ball sealing PTFE, spindle seal with PTFE, EPDM screw connection. Female thread according to ISO 228. Min. operating temperature: -30 °C (water +0.5 °C), max. operating temperature: 150 °C (water up to 110 °C, no steam).</p>	25	25	1 2224 03	16	
 <p><b>Ball valve with T-handle, angle version, blue, PN 25</b>                      Socket x dutch connection. With connection nipple 1" for steel distributor, O-ring-sealed. Body made of forged brass, nickel-plated, with full bore. Ball sealing PTFE, spindle seal with PTFE, EPDM screw connection. Female thread according to ISO 228. Min. operating temperature: -30 °C (water +0.5 °C), max. operating temperature: 150 °C (water up to 110 °C, no steam).</p>	25	25	1 2224 13	16	
 <p><b>Ball valve with T-handle, straight version, red, PN 25</b>                      Socket x dutch connection. With connection nipple 1" for steel distributor, O-ring-sealed. Body made of forged brass, nickel-plated, with full bore. Ball sealing PTFE, spindle seal with PTFE. EPDM screw connection. Female thread according to ISO 228. Min. operating temperature -30 °C (water +0.5 °C), max. operating temperature: 150 °C (water up to 110 °C, no steam).</p>	25	25	1 2205 13	16	
 <p><b>Ball valve with T-handle, straight version, blue, PN 25</b>                      Socket x dutch connection. With connection nipple 1" for steel distributor, O-ring-sealed. Body made of forged brass, nickel-plated, with full bore. Ball sealing PTFE, spindle seal with PTFE. EPDM screw connection. Female thread according to ISO 228. Min. operating temperature -30 °C (water +0.5 °C), max. operating temperature: 150 °C (water up to 110 °C, no steam).</p>	25	25	1 2205 23	16	


## HERZ-floor heating distributor UNI-MINI

Model	Dim.	Order number	Sale Unit	€
 <p><b>HERZ-floor heating distributor UNI-MINI</b> with flow meter (3 l/min), dimension 1", consisting of highly heat-stabilized special plastic, return distributor with thermostatic inserts (M 28 x 1.5), supply distributor with flow meters (3 l/min), venting and draining with hose connection, flat sealing distributor connection with freely rotating union nut G 1 1/4", distributor outlets with G 3/4" Euro-cone connection, including retaining bracket</p>	3x	1 8732 03	1	
	4x	1 8732 04	1	
	5x	1 8732 05	1	
	6x	1 8732 06	1	
	7x	1 8732 07	1	
	8x	1 8732 08	1	
	9x	1 8732 09	1	
	10x	1 8732 10	1	
	11x	1 8732 11	1	
	12x	1 8732 12	1	
 <p><b>HERZ-floor heating distributor UNI-MINI</b> with flow meter (6 l/min), dimension 1", consisting of highly heat-stabilized special plastic, return distributor with thermostatic inserts (M 28 x 1.5), supply distributor with flow meters (6 l/min), venting and draining with hose connection, flat sealing distributor connection with freely rotating union nut G 1 1/4", distributor outlets with G 3/4" Euro-cone connection, including retaining bracket</p>	3x	1 8733 03	1	
	4x	1 8733 04	1	
	5x	1 8733 05	1	
	6x	1 8733 06	1	
	7x	1 8733 07	1	
	8x	1 8733 08	1	
	9x	1 8733 09	1	
	10x	1 8733 10	1	
	11x	1 8733 11	1	
	12x	1 8733 12	1	


## Ball valves for HERZ-floor heating distributor UNI-MINI

Model	PN	DN	Order number	Sale Unit	€
 <p><b>Ball valve with T-handle, straight version, red, PN 25</b> Socket x male thread R 5/4", flat sealing. Body made of forged brass, nickel-plated, with full bore. PTFE seals, spindle seal with PTFE. Female thread according to ISO 228. Male thread according to ISO 7-1. Min. operating temperature: -30 °C (water +0.5 °C), max. operating temperature: 150 °C (water up to 110 °C, no steam).</p>	25	25	1 2408 23	10	
 <p><b>Ball valve with T-handle, angle version, red, PN 25</b> Socket x male thread R 5/4", flat sealing. Body made of forged brass, nickel-plated, with full bore. PTFE seals, spindle seal with PTFE. Female thread according to ISO 228. Male thread according to ISO 7-1. Min. operating temperature: -30 °C (water +0.5 °C), max. operating temperature: 150 °C (water up to 110 °C, no steam).</p>	25	25	1 2428 23	10	


## Dynamic Regulation Set for HERZ brass and stainless steel distributor DN 25

Model		Q <sub>max</sub> , l/h	PN	DN	Order number	Sale Unit
	<b>Dynamic Regulation Set for HERZ brass and stainless steel distributor DN 25</b> suitable for direct connection, consisting of 2 adapters G 1" x G 1", 2 connections G 1" x G 1", ball valve 1 <b>2202</b> 83, nipple M 10 x G 1/8", capillary G 1/8" x G 1/8" and differential pressure controller with flow limitation 1 <b>4012</b> 32 DN 20 LP. Installation of a actuating drive or a geared motor for zone control possible. Actuators must be ordered separately.	1950	16	20 LP	1 8635 52	1
	<b>Dynamic Regulation Set for HERZ brass and stainless steel distributor DN 25</b> suitable for direct connection, consisting of 2 adapters G 1" x G 1", 2 connections G 1" x G 1", ball valve 1 <b>2202</b> 83, nipple M 10 x G 1/8", capillary G 1/8" x G 1/8" and differential pressure controller with flow limitation 1 <b>4012</b> 42 DN 20 HP. Installation of a actuating drive or a geared motor for zone control possible. Actuators must be ordered separately.	2100	16	20 HP	1 8635 53	1


## Dynamic Regulation Set for HERZ floor heating distributor UNI-MINI

Model		Q <sub>max</sub> , l/h	PN	DN	Order number	Sale Unit
	<b>Dynamic Regulation Set for HERZ floor heating distributor UNI-MINI</b> suitable for direct connection, consisting of adapter G 5/4" x G 1", ball valve 1 <b>2202</b> 83, nipple M10 x G 1/8", capillary G 1/8" x G 1/8", adapter G 5/4" x G 3/4" and differential pressure controller with flow limitation 1 <b>4212</b> 32 DN 20 LP. Installation of a actuating drive or a geared motor for zone control possible. Actuators must be ordered separately.	1950	16	20 LP	1 8735 52	1
	<b>Dynamic Regulation Set for HERZ floor heating distributor UNI-MINI</b> suitable for direct connection, consisting of adapter G 5/4" x G 1", ball valve 1 <b>2202</b> 83, nipple M 10 x G 1/8", capillary G 1/8" x G 1/8", adapter G 5/4" x G 3/4" and differential pressure controller with flow limitation 1 <b>4212</b> 42 DN 20 HP. Installation of a actuating drive or a geared motor for zone control possible. Actuators must be ordered separately.	2100	16	20 HP	1 8735 53	1


## Dynamic Regulation Set with distance piece for heat meter for HERZ brass and stainless-steel distributor DN 25

Model	Q <sub>max</sub> , l/h	PN	DN	Order number	Sale Unit	
	<p><b>Dynamic Regulation Set with distance piece for heat meter for HERZ brass and stainless-steel distributor DN 25</b></p> <p>suitable for direct connection, consisting of screw connection G 1" x G 1", adapter G 1" x G 3/4", ball valves, nipple G 1/4" x G 1/8", capillary G 1/8" x G 1/8", distance piece for heat meter made of polyamide 110 mm – G 3/4", and differential pressure controller with flow limitation 1 <b>4012</b> 32 DN 20 LP. Pipe connection 3/4" FT. Installation of an actuating drive or a geared motor for zone control possible. Actuators must be ordered separately.</p>	1950	6	20 LP	1 8635 62	1
	<p><b>Dynamic Regulation Set with distance piece for heat meter for HERZ brass and stainless-steel distributor DN 25</b></p> <p>suitable for direct connection, consisting of screw connection G 1" x G 1", adapter G 1" x G 3/4", ball valves, nipple G 1/4" x G 1/8", capillary G 1/8" x G 1/8", distance piece for heat meter made of polyamide 110 mm – G 3/4", and differential pressure controller with flow limitation 1 <b>4012</b> 42 DN 20 HP. Pipe connection 3/4" FT. Installation of an actuating drive or a geared motor for zone control possible. Actuators must be ordered separately.</p>	2100	6	20 HP	1 8635 63	1



## Dynamic Regulation Set with distance piece for heat meter for HERZ floor heating distributor UNI-MINI

Model	Q <sub>max</sub> , l/h	PN	DN	Order number	Sale Unit	
	<p><b>Dynamic Regulation Set with distance piece for heat meter for HERZ floor heating distributor UNI-MINI</b></p> <p>suitable for direct connection, consisting of adapter G 5/4" x G 1", adapter G 5/4" x G 3/4", ball valves, nipple G 1/4" x G 1/8", capillary G 1/8" x G 1/8", distance piece for heat meter made of polyamide 110 mm – G 3/4", and differential pressure controller with flow limitation 1 <b>4012</b> 32 DN 20 LP. Pipe connection 3/4" FT. Installation of an actuating drive or a geared motor for zone control possible. Actuators must be ordered separately.</p>	1950	6	20 LP	1 8735 62	1
	<p><b>Dynamic Regulation Set with distance piece for heat meter for HERZ floor heating distributor UNI-MINI</b></p> <p>suitable for direct connection, consisting of adapter G 5/4" x G 1", adapter G 5/4" x G 3/4", ball valves, nipple G 1/4" x G 1/8", capillary G 1/8" x G 1/8", distance piece for heat meter made of polyamide 110 mm – G 3/4", and differential pressure controller with flow limitation 1 <b>4012</b> 42 DN 20 HP. Pipe connection 3/4" FT. Installation of an actuating drive or a geared motor for zone control possible. Actuators must be ordered separately.</p>	2100	6	20 HP	1 8735 63	1



## Distributor cabinets

Model	Dim.	Order number	Sale Unit	€
 <p><b>HERZ distributor cabinet of sheet steel for HERZ rod-type distributor</b> hot-dip galvanised, front door and front frame white powder-coated (RAL 9016). Adjustable installation depth (80–110 mm) and cabinet height (720–805 mm), fastening rail for distributor mounts and front panel powder-coated. With removable pipe redirection rail.</p>	Width 300 mm	1 8569 03	1	
	Width 400 mm	1 8569 04	1	
	Width 500 mm	1 8569 05	1	
	Width 600 mm	1 8569 10	1	
	Width 750 mm	1 8569 15	1	
	Width 900 mm	1 8569 20	1	
	Width 1050 mm	1 8569 25	1	
	Width 1200 mm	1 8569 30	1	
	Width 1500 mm	1 8569 40	1	
<p><b>HERZ distributor cabinet of sheet steel for HERZ COMPACTFLOOR</b> hot-dip galvanised, front door and front frame white powder-coated (RAL 9016). Adjustable installation depth (150–190 mm) and cabinet height (720–805 mm), fastening rail for distributor mounts and front panel powder-coated. With removable pipe redirection rail.</p>	Width 750 mm	1 8570 50	1	
	Width 900 mm	1 8570 51	1	
	Width 1050 mm	1 8570 52	1	
	Width 1200 mm	1 8570 53	1	
	Width 1500 mm	1 8570 54	1	

## Compact distributors


Model	DN	Order number	Sale Unit	€
 <p><b>HERZ compact distributor</b> of dezincification-resistant brass Distributor body DN 40, 2 outlets Rp 3/4, pipe centre spacing 100 mm, 1 outlet Rp 1/2 Total length of distributor 215 mm.</p>	40	1 8542 02	1	
	50	1 8543 02	1	
 <p><b>HERZ compact distributor</b> of dezincification-resistant brass Distributor body DN 40, 2 outlets Rp 1/2 Total length of distributor 80 mm.</p>	40	1 8542 01	1	
	50	1 8543 01	1	

## Accessories for compact distributors


 <p>Reduction of dezincification-resistant brass.</p>	G 1½ x Rp 1	1 6265 20	20	
	G 2 x Rp 1	1 6265 21	20	
	G 2 x Rp 1¼	1 6265 22	20	
 <p>Cap of dezincification-resistant brass.</p>	Rp 1½	1 8525 20	20	
	Rp 2	1 8525 21	20	

## Angled pipe clamp



Plastic angled pipe clamp for redirecting the heating pipe by 90° in the area of ceiling passages, distributor approaches, etc.

Model		Order number	Sale Unit	€
	Plastic angled pipe clamp for pipe 14–18 mm.	3 F110 08	500	
	Plastic angled pipe clamp for pipe 20–23 mm.	3 F110 09	50	

## Plastic dowel

	Plastic dowel for additional fastening of the insulation, length 90 mm, hole diameter 8 mm.	3 F110 17	100	
---	---	-----------	-----	--

## Pipe retaining anchor

	Single-pipe retaining anchor, 90 mm.	3 F110 11	50	
	Double-pipe retaining anchor, 90 mm.	3 F110 12	50	


## Tools

### Tacker

	The tacker enables simple and efficient laying of the heating pipe, which is securely fastened to the insulation in just a single step. Multi-purpose tacker for both needle designs 3 F110 06 and 3 F110 07 as well as typical commercially-available needles, with plastic foot.	3 F110 13	1	
---	--	-----------	---	--


## Thermal insulation panel

Thermal insulation panels of CFC-free, quality-controlled polyurethane foam according to DIN 18164 Part 1, coated with aluminium on both sides. Building material class B2 according to DIN 4102. WLG 025



Model		Order number	Sale Unit	€
	<b>Thermal insulation panel 30,</b> Panel dimensions 1200 x 600 x 30 mm, thermal resistance RI = 1.2.	3 F070 30	11.52 m <sup>2</sup>	
	<b>Thermal insulation panel 40,</b> Panel dimensions 1200 x 600 x 40 mm, thermal resistance RI = 1.6.	3 F070 40	8.64 m <sup>2</sup>	
	<b>Thermal insulation panel 47,</b> Panel dimensions 1200 x 800 x 47 mm, thermal resistance RI = 1.88.	3 F070 47	9.60 m <sup>2</sup>	
	<b>Thermal insulation panel 53,</b> Panel dimensions 1200 x 800 x 53 mm, thermal resistance RI = 2.12.	3 F070 53	9.60 m <sup>2</sup>	

## Clamp strip



Special design for pipes Ø 16 mm and 17 mm, fastening rail with moulded-on pipe retention clips in a light, compact and low-profile design effectively prevents weakening of the subfloor, suitable for all rigid floor coverings, stone panels, natural stone and ceramic flooring, for quick laying and clipping in. Fastening to the thermal insulation via double-sided tape or with fastening needles through the perforations. Pipe spacing 50 mm.

	Profile size: L x B x H = 1.000 x 40 x 25 mm. Laying element 16 UNI-FIX	U 9900 60	108	
---	--	-----------	-----	--




## Fixing needle

	<b>Fixing needles, red,</b> for direct fastening of insulation with thickness of 30 mm or more. Due to the special material used, these fixing needles have outstanding retaining strength, which can be further increased by pressing in the needles at an angle.	3 F110 03	500	
	<b>Fixing needles, green</b> for direct fastening of insulation with thickness of 40 mm or more. Due to the special material used, these fixing needles have outstanding retaining strength, which can be further increased by pressing in the needles at an angle.	3 F110 04	500	


## Tacker needle

	Tacker needle for fastening of the heating pipe to the insulation. Collected with tape into magazines of 20 needles, black. Use of the tacker 3 F110 13 allows for simple and efficient fastening of the pipes. Minimum thickness of tacker plate 30 mm.	3 F110 06	200	
	Special tacker needle, extra long needle shape, specially suited for unlaminated surfaces, of high-quality polyamide, in magazines of 20 needles. Use of the tacker 3 F110 13 allows for simple and efficient fastening of the pipes. Minimum thickness of tacker plate 40 mm.	3 F110 07	300	

## Studded panels


Model		Dim.	Order number	Sale Unit	€
	<b>Studded panel with insulation, black,</b> of rigid polystyrene foam, 30–2 mm for pipe diameter 14–17 mm, 50 mm film overlap.	1400 x 800 x 51 mm	3 F030 01	67.20 m <sup>2</sup>	
	<b>Studded panel with insulation, black,</b> of rigid polystyrene foam, ND 11, for pipe diameter 14–17 mm, 50 mm film overlap.	1400 x 800 x 31 mm	3 F030 02	131.01 m <sup>2</sup>	
	<b>Studded panel, black, of polystyrene</b> for individual installation of the insulation, 50 mm film overlap.	1400 x 800 x 20 mm	3 F030 03	215.04 m <sup>2</sup>	
	<b>Diagonal bracket 75 mm</b> for diagonal laying of the pipes.		3 F030 05	100	

## Tacker panels


Model		Dim.	Order number	Sale Unit	€
	<b>Tacker panel for floor heating systems,</b> of EPS 70, coated with a PP fabric film. Compressive strength 70 kPa, thermal conductivity 0.039 W/m*K.	1,000 x 10,000 x 30 mm	H 3070 01	10 m <sup>2</sup>	
	<b>Tacker panel for floor heating systems,</b> of EPS 100, coated with a PP fabric film. Compressive strength 100 kPa, thermal conductivity 0.035 W/m*K.	1,000 x 10,000 x 30 mm	H 3100 01	10 m <sup>2</sup>	

## Insulation strips


Insulation strips of polyethylene with film flange and tear-off perforation for impact noise insulation according to DIN 18560. The insulation strips are self-adhesive on the back side and on the film flange or can be delivered without adhesive.

Model		Order number	Sale Unit	€
	Insulation strips 10/150 MK, 10 x 150 mm, with adhesive.	3 F080 02	4 rolls of 50 m each	
	Insulation 10/150 OK, 10 x 150 mm, without adhesive.	3 F080 03	8 rolls of 50 m each	

## Expansion joint pipe laying kit

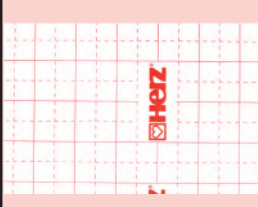
	<b>Expansion strips for expansion joint profiles</b> Corrugated pipe 12 - 20 mm, slotted on the long side.	3 F100 02	50 pcs	
	<b>Expansion strips for expansion joint profiles</b> Made of PE-foam, height 80 mm, thickness 10 mm, length 1800 mm, with an adhesive strip at the base	3 F100 30	36 m	

## Expansion strips for studded panels


	<b>Expansion strips</b> of polyethylene for secure separation of the screed slabs when using flat systems, 10 x 160 mm, standard length 25 m.	3 F100 04	7 rolls of 25 m each	
---	--	-----------	----------------------	--

## Cover film


Cover film of polyethylene

	<b>PE foil 0.2,</b> Roll size 1 x 165 m, thickness 0.2 mm. With 50 x 50 mm grid	3 F100 06	165 m <sup>2</sup>	
---	---	-----------	--------------------	--


## Miscellaneous accessories Level indicator for screed

Model		Order number	Sale Unit	€
	Level indicator for marking measurement points in heating screed for the required measurement of the readiness for pipe laying according to DIN EN 1264.	3 F090 00	1	


## Screed additive

	The screed additive homogenises the cement screed, resulting in improved thermal conductivity and improved compressive and tensile strength. Consumption approx. 0.2 l/m <sup>2</sup> .	3 F090 01	10 kg	
---	---	-----------	-------	--


## Adhesive tape

	For taping of butt joints of the insulation sheets and panels to prevent the penetration of screed water. Transparent, water-tight.	3 F090 02	1 roll	
---	---	-----------	--------	--



## Clips

	<b>Clips 1622</b> Red for mesh mats, carrier mat thickness 3, 4 and 5 mm.	3 F110 05	1000	
---	--	-----------	------	--



## Keys and tools

	<b>Pre-setting key</b> for HERZ flow meter 3 F900 in 8531/8532/8533/8632/8633.	1 6819 32	1	
---	---	-----------	---	--











## HERZ-COMPACTFLOOR

Model		Dim.	Order number	Sale Unit	€
	<b>HERZ pump group</b> with line shutoff, temperature limiting, electronic circulating pump (3 E531 00) and safety temperature shutoff, connection-ready and checked for leaks.	1	3 E532 30	1	
	<b>Replacement pump Para RS 15/6</b> Wet-running high-efficiency circulating pump with electronic speed control for pipe installation. Pump body of grey cast iron. Integrated venting function. Mains connection: 230 V~ Protection class: IP X4D Length: 130 mm Medium temperature range heating/cooling: 0 to 110°C depending on the ambient temperature. Threaded connection: 1"		3 E531 00	1	

## HERZ-COMPACTFLOOR

	<b>Distributor mount for installation of the distributor in a cabinet</b> 1 pair for compact distributor 1 8530/31/32/33.	1	1 8535 02	1	
	1 pair for compact distributor 1 8529.	5/4	1 8535 03	1	

## Upper parts for floor heating

Model	Order number	Sale Unit	€
 <b>HERZ TS replacement upper part</b> for distributors <b>8531, 8631, 8532, 8632, 8533</b> and <b>8633</b> .	1 <b>6403 31</b>	<b>1</b>	
 <b>HERZ upper shutoff insert</b> for supply distributor <b>8531</b> and <b>8634</b> .	1 <b>6413 01</b>	<b>1</b>	
 <b>HERZ flow meter</b> Setting range 0 – 3 l/min For the following models of floor heating supply distributors: Stainless steel manufactured as of 2018 and plastic UNI-MINI	3 <b>F900 33</b>	<b>1</b>	
 <b>HERZ flow meter</b> Setting range 0 – 6 l/min For the following models of floor heating supply distributors: Stainless steel manufactured as of 2018 and plastic UNI-MINI	3 <b>F900 36</b>	<b>1</b>	
 <b>HERZ flow meter</b> Setting range 0 - 3 l/min. for the following models of floor heating supply distributors: brass <b>8532</b> , year of manufacture 2005 - 2018. Including lower part.	3 <b>F900 23</b>	<b>1</b>	
 for the following models of floor heating supply distributors: brass <b>8531</b> (DN 32), year of manufacture 2005 - 2018. Including lower part.	3 <b>F900 53</b>	<b>1</b>	
 <b>HERZ flow meter</b> Setting range 0 - 6 l/min. for the following models of floor heating supply distributors: brass <b>8533</b> , year of manufacture 2005 - 2018. Including lower part.	3 <b>F900 26</b>	<b>1</b>	
 for the following models of floor heating supply distributors: brass <b>8531</b> (DN 32), year of manufacture 2005 - 2018. Including lower part.	3 <b>F900 56</b>	<b>1</b>	
 <b>HERZ flow meter</b> for floor heating return distributor <b>8532</b> manufactured up to 2005.	1 <b>6413 00</b>	<b>1</b>	
 <b>Upper thermostatic insert</b> Replacement upper part for return collector, for cast distributors with body labelling Δ (triangle), manufactured as of 1999.	1 <b>6403 02</b>	<b>1</b>	
 <b>Upper shutoff insert</b> for floor distributors with body labelling Δ (triangle), manufactured as of 1999.	1 <b>6413 02</b>	<b>1</b>	
 <b>Upper shutoff insert</b> Replacement upper part for supply distributors for distributors with body labelling O (ring), manufactured up to 1999.	1 <b>6303 00</b>	<b>1</b>	
 <b>Upper thermostatic insert</b> Replacement upper part for return collector, for cast distributors with body labelling O (ring), manufactured up to 1999.	1 <b>6372 02</b>	<b>1</b>	
 <b>Draining valve</b> with hose connection, G 1/2, cap red, brass version, hose connection 1 <b>6206 01</b> must be ordered separately.	1 <b>8535 54</b>	<b>1</b>	

## 1. Definition of Terms and Scope of Validity

- 1.1. In order to be entitled to claim services under the present Certificate of Guarantee, the claiming party must hold a trade licence for the installation of low-pressure central heating systems and hot water preparation plants of the upper and lower categories or a trade licence for gas fitters and plumbers.
- 1.2. Under the present Certificate of Guarantee "Products" shall designate all heating components manufactured by us after December 1st, 2025, bought new by the party entitled to raise a claim either directly from us or directly from one of our authorized dealers in Austria, unless these components have been exempted from the validity of the Certificate of Guarantee by express declaration to the party entitled to raise a claim or are generally exempted from such guarantee. There are special provisions for electronic and electric products such as HERZ electronic thermostats and actuating drives, HERZ actuating drives, HERZ room temperature controllers, HERZ transformers and wireless control systems and devices, which are not covered by the Certificate of Guarantee. Furthermore, wear parts of HERZ components such as seals are not covered by the present Certificate of Guarantee.
- 1.3. A case of damage in the sense of the Certificate of Guarantee occurs when a customer of a party entitled to raise claims with HERZ raises a warranty claim against the said party for any damage caused by an error in design or a defect in manufacturing or materials of the products.
- 1.4. The geographic validity of the Certificate of Guarantee shall be limited to places within Europe and Turkey.

## 2. Extent of Services rendered under the Certificate of Guarantee

We shall render the following services under the present Certificate of Guarantee (excluding any further claims):

- 2.1. Replacement free of charge of the products or product components required for repairing the damage, postage paid to claim location.
- 2.2. At our discretion:
  - a) performing the required dismantling /disassembly and assembly/ installation of products or product components or
  - b) repairing the original product or product components or
  - c) paying the costs for the services as mentioned above.
- 2.3. Repairing the immediate material damage caused by the defective products or paying the costs for the services as mentioned above.
- 2.4. Reimbursement of the direct personal injury costs caused by the products.
- 2.5. Our liability according to 2.1. to 2.3. is limited to €500,000.00 per claim.
- 2.6. Without prejudice to the provisions of item 4.1. our liability shall be limited in terms of time to claims arising within a period of 5 years after manufacturing of the products causing the damage.

- 2.7. Our liability is limited to claims arising out of errors in design, defects in manufacturing or materials of the products and based on the absence of characteristics which have either been guaranteed by us or which can be expected in accordance with the state of technology or with trade practice.

## 3. Obligations of the Party Entitled to Raise Claims

It is a condition precedent for the implementation of the present Certificate of Guarantee that the party entitled to raise claims meet the below mentioned obligations. Failure to meet any or several of these obligations shall relieve HERZ of any and all obligations under the present Guarantee.

- 3.1. During installation and use of the products it is imperative to observe our instructions for installation and maintenance valid at the moment of installation and laid down in the brochures, standard sheets, as well as our information regarding the scope of application of the products. Furthermore, it is imperative to proceed with due care according to the state of technology, particularly during maintenance.
- 3.2. As soon as the party entitled to raise a claim detects or learns of a case of damage, it shall forthwith inform HERZ of such damage (not later than on the 3rd working day thereafter) by certified mail or email and shall make available to us all information requested by us. The information shall be submitted in writing upon our request.
- 3.3. The party entitled to raise a claim shall make sure that the representatives of our company and the agents of our insurance company be granted access to the place of damage immediately after giving notice of the claim and shall take all appropriate measures to determine the cause and scope of the damage. In particular, the party entitled to raise a claim shall keep and make available the products or product components which caused the damage.
- 3.4. The burden of proof lies on the injured party. The eligible party may not either in our name or in its own name recognise an obligation to provide compensation for damages, either in terms of basis or amount. Any declaration extending the scope of damages offered by the present Certificate of Guarantee and by the applicable legal provisions made by the party entitled to raise a claim before or after the occurrence of damage, are not permitted and shall not be binding on us.

## 4. Period of validity and formal provisions

- 4.1. The present Certificate of Guarantee shall cover claims for damage occurring between December 1st, 2025 and November 30th, 2030. We reserve the right to extend this period.

## 5. Place of Fulfilment, Jurisdiction, Applicable Law

- 5.1. The place of fulfilment shall be Vienna. The court having subject-matter jurisdiction for our company in Vienna shall have exclusive jurisdiction. Any disputes arising from the present Certificate of Guarantee shall be settled according to Austrian Law. The application of the Vienna UN Convention on Contracts for the International Sale of Goods is excluded.

Vienna, December 2025



# Terms and Conditions of Sale, Delivery and Payment

## 1. Offers, order acknowledgements, contract conclusion

- 1.1. All offers are without obligation. We reserve the right to modify, supplement or discontinue our production at any time.
- 1.2. Our written acknowledgement of order constitutes a contract, an acknowledgement of order by facsimile is sufficient also. The content of the acknowledgement of order shall at the same time be the content of the contract unless the customer raises an objection against it immediately after receipt. Otherwise, our acknowledgement of order and our Terms and Conditions of Sale, Delivery and Payment shall be deemed to have been accepted.
- 1.3. After the acknowledgement of order has been sent, the order placed with us can no longer be modified or cancelled.
- 1.4. The present Terms and Conditions of Sale, Delivery and Payment shall supersede any purchasing conditions of our customers in any case.
- 1.5. The prices are understood as ex works, unpackaged, carriage forward and without VAT.
- 1.6. In case of an increase in costs during the period between the acknowledgement of order and delivery, we shall be entitled to make the respective price adjustments.
- 1.7. In case that a component of a fitting ordered is not needed, the price deduction shall not be made according to the component price but according to our price calculation.
- 1.8. Declarations made or to be made by HERZ to our contract partners come into force once the declarations have been sent to the mailing address provided to us even if this mailing address has changed and we were not notified of this change immediately.
- 1.9. Changes and additions to this contract are only valid with written confirmation by persons at our company registered as authorised representatives in the commercial register. Our other employees are not authorised to agree on changes or ancillary agreements.

## 2. Conditions of Payment

- 2.1. As long as nothing else is given in the order confirmation, payments are net cash at receipt of the invoice and without any discount.
- 2.2. In the event of late payment, we reserve the right to charge interest on default in the amount of 10% above the respective Austrian bank rate per annum, however no less than 1% per month. Only payments made to the respective point of payment specified in the invoice shall be recognised by us. In the case of bank transfers, the payment is only considered made when the invoice amount has been irrevocably credited to our account.
- 2.3. Bills of exchange, cheques and payments by payment order shall only be recognised on account of payment.
- 2.4. Upon payment by acceptance or customer's bill, the arising discounting charges shall be borne by the debtor.
- 2.5. The date of the invoice shall be relevant for the date of payment in any case, even if goods are received with a delay for reasons not to be attributed to us.
- 2.6. Missing the payment deadline, loss of creditworthiness of the ordering party or other legitimate reasons entitle us, at our discretion, to withdraw from the contract or to declare all of our claims to be due immediately without consideration of the agreed payment deadline, all without hereby justifying a claim to performance or compensation for damages against us.

## 3. Retention of Title

- 3.1. The goods supplied by us shall remain our property until payment in full has been made for any and all goods supplied. This shall also apply to the payment of any bills of exchange accepted in payment by us. Our ownership right transfers in the event of sale by the purchaser to the proceeds obtained by the purchaser and in the event of further processing to the end product (proportionally). In the event of sale by the purchaser, the purchaser must inform its buyer of the existence of the reservation of ownership.
- 3.2. The purchaser must inform us immediately if third parties assert claims to the goods delivered under reservation of ownership or claim rights thereto. Any legal expenses shall be borne by the purchaser.

## 4. Packing and Dispatch

- 4.1. The goods will be packed to commercial standards at the purchaser's expense. Packing materials will not be taken back. The packing shall be dimensioned assuming customary transport conditions.
- 4.2. The goods will be dispatched ex-works at the risk of the purchaser, even in case of delivery freight prepaid.
- 4.3. The seller shall be obliged to take out insurance only if and to the extent that this has been agreed upon in writing.

## 5. Product Modifications

- 5.1. We reserve the right to make design modifications, to change tolerances and to make improvements.
- 5.2. In case of special designs manufactured according to customer sample, model or drawing, we reserve the right to supply up to 5% more or less than the quantity ordered.

## 6. Complaints

- 6.1. Defects or damage discernible during a proper receipt inspection must be reported immediately after receipt of the goods; indiscernible defects must be reported immediately after their discovery. However, any warranty claim shall expire three months after delivery.
- 6.2. Deviations in the quantity of units supplied or in weight must also be reported to the transporter or forwarding company (carrier) upon receipt of the goods and the differences must be documented. Any defective units shall be returned to us without delay freight prepaid.

## 7. Warranty

- 7.1. We will perform our warranty obligation by replacing free of charge any items which verifiably become entirely unusable within three months due to defective material or defective production, if the defective parts are returned within four months from delivery.

## 8. Returned goods

- 8.1. Returned goods shall only be accepted with our prior written consent and only carriage paid to our plant in Vienna in undamaged condition.
- 8.2. Return of items made to order will not be accepted in any case.

## 9. Late delivery and release from the delivery obligation

- 9.1. The obligation to deliver and to adhere to the delivery period shall be suspended by any extraordinary events and circumstances not to be attributed to us which causes a relevant interruption of operations or makes the dispatch of goods impossible.
- 9.2. In the event that dispatching of goods is impossible, we shall be entitled to store any goods already manufactured at the expense and risk of the buyer. In that case, the goods will be invoiced to the buyer as if they had already been supplied.
- 9.3. If we are late with the delivery, the purchaser must agree to a reasonable deadline extension of not less than six weeks. The purchaser is no longer entitled to withdraw from the contract – even after setting of an extended deadline – if we have already begun production of the ordered goods.

## 10. Quality of a Consignment

- 10.1. The quality of a consignment cannot be assessed on the basis of the quality of individual items.

## 11. Damages, Limitation of Warranty

- 11.1. The amount of any claims is limited according to the net invoice value of the item in question.
- 11.2. We are entitled to resolve any guarantee claims by providing replacement articles. There is no entitlement to a price reduction.
- 11.3. Demands for compensation for damages arising from installation costs, processing costs, maintenance costs, etc. shall not be accepted or compensated by us under any circumstances.
- 11.4. Claims of the customer to compensation for damages, regardless of their legal basis, in particular due to late performance, impossibility of delivery, positive breach of obligation, negligence upon contract conclusion, consequential harm caused by defects, defects or prohibited actions are excluded insofar as they are not based on intent or gross negligence on our part. The existence of intent or gross negligence must be proven by the customer. Information issued by us (installation and maintenance instructions, details of areas of use for products, etc.) must be strictly adhered to. Where instructions are disregarded or ignored, the official conditions release us from any liability.
- 11.5. We accept no liability for damages arising from improper handling or use, excessive loading or natural wear. Furthermore, we do not assume liability with respect to any loss or damage caused by negligence nor any indirect or consequential loss.
- 11.6. Our liability for property damage from a product defect according to the Product Liability Act is excluded for all companies participating in the production and sale of our products as well as for all purchasers of our products, insofar as they are businesses. Our contract partners, insofar as they are businesses, accept the obligation to impose this liability disclaimer clause on their buyers, insofar as these in turn are businesses and our products are involved.

## 12. Place of Fulfilment and Jurisdiction

- 12.1. The place of fulfilment for all claims arising under the contract is Vienna, insofar as the goods are obtained from the plant in Vienna; if the goods are obtained from the plant in Kemetten, the place of fulfilment is Kemetten.
- 12.2. Vienna is agreed as the exclusive place of jurisdiction for all claims under the contract for contract partners from countries of the European Union as well as from countries of the European Economic Area and for contract partners registered in a country that has concluded an enforcement agreement with Austria.
- 12.3. Vienna is agreed as the place of jurisdiction for contract partners coming from countries that are not covered under item 12.2. The seller reserves the right to also assert the claim under the contract in the respective country before the respectively competent court.
- 12.4. Austrian law shall apply exclusively as subsidiary to these Terms of Sale, Delivery and Payment. The application of the Vienna UN Convention on Contracts for the International Sale of Goods is excluded.

# Selection Table for Drives

			1 7712 32 24 V continuous, 2/3-point 2.500 N, 40 mm	1 7712 21 24 V continuous, 2/3-point 2.500 N, 40 mm	1 7712 25 230 V, 2/3-point for 2137	1 7712 27 24 V continuous, 2/3-point for 2137	1 7712 33 230 V, 2/3-point for 2117	1 7712 35 24 V continuous, 2/3-point for 2117	F 7713 01 24 V, 2-10 V 500 N, 15 mm	F 7713 02 24 V, 2-10 V 1000 N, 20 mm	F 7713 01 24 V, 2-10 V 2500 N, 40 mm
<b>Combi valves</b>			Dim.	kvs							
F 4006 71	15	2,5							<input checked="" type="checkbox"/>		
F 4006 90									<input checked="" type="checkbox"/>		
F 4006 72	15	4							<input checked="" type="checkbox"/>		
F 4006 91									<input checked="" type="checkbox"/>		
F 4006 73	25	6,3							<input checked="" type="checkbox"/>		
F 4006 92									<input checked="" type="checkbox"/>		
F 4006 93	25	8							<input checked="" type="checkbox"/>		
F 4006 53									<input checked="" type="checkbox"/>		
F 4006 74	32	12							<input checked="" type="checkbox"/>		
F 4006 94									<input checked="" type="checkbox"/>		
F 4006 75	40	20							<input checked="" type="checkbox"/>		
F 4006 95									<input checked="" type="checkbox"/>		
F 4006 80	50	32							<input checked="" type="checkbox"/>		
F 4006 96									<input checked="" type="checkbox"/>		
F 4006 81	65	50		<input checked="" type="checkbox"/>							
F 4006 97				<input checked="" type="checkbox"/>							
F 4006 82	80	80		<input checked="" type="checkbox"/>							
F 4006 98				<input checked="" type="checkbox"/>							
F 4006 83	100	125		<input checked="" type="checkbox"/>							
F 4006 99				<input checked="" type="checkbox"/>							
F 4006 84	125	180		<input checked="" type="checkbox"/>							
F 4006 10				<input checked="" type="checkbox"/>							
F 4006 62	50	23,7							<input checked="" type="checkbox"/>		
F 4006 63	65	31,6							<input checked="" type="checkbox"/>		
F 4006 64	80	56,9								<input checked="" type="checkbox"/>	
F 4006 65	100	68								<input checked="" type="checkbox"/>	
F 4006 66	125	158,1		<input checked="" type="checkbox"/>							<input checked="" type="checkbox"/>
F 4006 56	125 HF	179,3		<input checked="" type="checkbox"/>							<input checked="" type="checkbox"/>
F 4006 67	150	229,3		<input checked="" type="checkbox"/>							<input checked="" type="checkbox"/>
F 4006 57	150 HF	239		<input checked="" type="checkbox"/>							<input checked="" type="checkbox"/>
F 4006 68	200	332		<input checked="" type="checkbox"/>							<input checked="" type="checkbox"/>
F 4006 58	200 HF	358,6		<input checked="" type="checkbox"/>							<input checked="" type="checkbox"/>
F 4006 48	200 UHF	379,6		<input checked="" type="checkbox"/>							<input checked="" type="checkbox"/>
F 4006 69	250 SF	495		<input checked="" type="checkbox"/>							<input checked="" type="checkbox"/>
F 4006 59	250 HF	490		<input checked="" type="checkbox"/>							<input checked="" type="checkbox"/>
<b>2-port valves</b>			Dim.	kvs							
F 4035 01	15	1									
F 4035 40											
F 4035 11	15	1,6									
F 4035 51											
F 4035 21	15	2,5									
F 4035 61											
F 4035 31	15	4									
F 4035 71											
F 4035 03	25	6,3									
F 4035 43											
F 4035 13	25	10									
F 4035 53											
F 4035 04	32	16									
F 4035 44											
F 4035 05	40	25									
F 4035 45											
F 4035 16	50	40									
F 4035 56											
F 4035 07	65	63		<input checked="" type="checkbox"/>							
F 4035 47				<input checked="" type="checkbox"/>							
F 4035 08	80	100		<input checked="" type="checkbox"/>							
F 4035 48				<input checked="" type="checkbox"/>							
F 4035 09	100	160		<input checked="" type="checkbox"/>							
F 4035 49				<input checked="" type="checkbox"/>							
F 4035 10	125	250		<input checked="" type="checkbox"/>							
F 4035 50				<input checked="" type="checkbox"/>							
F 4035 41	150	330		<input checked="" type="checkbox"/>							
F 4035 52				<input checked="" type="checkbox"/>							
<b>3-port valves</b>			Dim.	kvs							
F 4037 01	15	1									
F 4037 11	15	1,6									
F 4037 21	15	2,5									
F 4037 31	15	4									
F 4037 03	25	6,3									
F 4037 13	25	10									
F 4037 04	32	16									
F 4037 05	40	25									
F 4037 16	50	40									
F 4037 07	65	63									
F 4037 08	80	100									
F 4037 09	100	160		<input checked="" type="checkbox"/>							
F 4037 10	125	250		<input checked="" type="checkbox"/>							
F 4037 41	150	330		<input checked="" type="checkbox"/>							
<b>Mixer</b>			Dim.								
1 2137 01	15				<input checked="" type="checkbox"/>	<input checked="" type="checkbox"/>					
1 2137 02	20				<input checked="" type="checkbox"/>	<input checked="" type="checkbox"/>					
1 2137 03	25				<input checked="" type="checkbox"/>	<input checked="" type="checkbox"/>					
1 2137 04	32				<input checked="" type="checkbox"/>	<input checked="" type="checkbox"/>					
1 2137 05	40				<input checked="" type="checkbox"/>	<input checked="" type="checkbox"/>					
1 2137 06	50				<input checked="" type="checkbox"/>	<input checked="" type="checkbox"/>					
<b>Ball valves</b>			Dim.								
1 2117 11	15						<input checked="" type="checkbox"/>	<input checked="" type="checkbox"/>			
1 2117 12	20						<input checked="" type="checkbox"/>	<input checked="" type="checkbox"/>			
1 2117 13	25						<input checked="" type="checkbox"/>	<input checked="" type="checkbox"/>			
1 2117 14	32						<input checked="" type="checkbox"/>	<input checked="" type="checkbox"/>			
1 2117 15	40						<input checked="" type="checkbox"/>	<input checked="" type="checkbox"/>			
1 2117 16	50						<input checked="" type="checkbox"/>	<input checked="" type="checkbox"/>			

- direct installation

# Selection Table for Drives

			F 7712 90 24 V continuous, 500 N, 15 mm	F 7712 91 24 V continuous, 1.000 N, 20 mm	F 7712 92 24 V continuous, 2.500 N, 40 mm	F 7712 95 24 V, 2/3-point, 500 N, 15 mm	F 7712 96 24 V, 2/3-point, 1.000 N, 20 mm	F 7712 98 24 V, 2/3-point, 2.500 N, 40 mm	F 7712 81 230 V, 2/3-point, 500 N, 15 mm	F 7712 82 230 V, 2/3-point, 1.000 N, 20 mm	F 7712 84 230 V, 2/3-point, 2.500 N, 40 mm
<b>Combi valves</b>	Dim.	kvs									
F 4006 71	15	2,5	<input checked="" type="checkbox"/>			<input checked="" type="checkbox"/>			<input checked="" type="checkbox"/>		
F 4006 90			<input checked="" type="checkbox"/>			<input checked="" type="checkbox"/>			<input checked="" type="checkbox"/>		
F 4006 72	15	4	<input checked="" type="checkbox"/>			<input checked="" type="checkbox"/>			<input checked="" type="checkbox"/>		
F 4006 91			<input checked="" type="checkbox"/>			<input checked="" type="checkbox"/>			<input checked="" type="checkbox"/>		
F 4006 73	25	6,3	<input checked="" type="checkbox"/>			<input checked="" type="checkbox"/>			<input checked="" type="checkbox"/>		
F 4006 92			<input checked="" type="checkbox"/>			<input checked="" type="checkbox"/>			<input checked="" type="checkbox"/>		
F 4006 93	25	8	<input checked="" type="checkbox"/>			<input checked="" type="checkbox"/>			<input checked="" type="checkbox"/>		
F 4006 53			<input checked="" type="checkbox"/>			<input checked="" type="checkbox"/>			<input checked="" type="checkbox"/>		
F 4006 74	32	12,5	<input checked="" type="checkbox"/>			<input checked="" type="checkbox"/>			<input checked="" type="checkbox"/>		
F 4006 94			<input checked="" type="checkbox"/>			<input checked="" type="checkbox"/>			<input checked="" type="checkbox"/>		
F 4006 75	40	20	<input checked="" type="checkbox"/>			<input checked="" type="checkbox"/>			<input checked="" type="checkbox"/>		
F 4006 95			<input checked="" type="checkbox"/>			<input checked="" type="checkbox"/>			<input checked="" type="checkbox"/>		
F 4006 80	50	32	<input checked="" type="checkbox"/>			<input checked="" type="checkbox"/>			<input checked="" type="checkbox"/>		
F 4006 96			<input checked="" type="checkbox"/>			<input checked="" type="checkbox"/>			<input checked="" type="checkbox"/>		
F 4006 81	65	50			<input checked="" type="checkbox"/>			<input checked="" type="checkbox"/>			<input checked="" type="checkbox"/>
F 4006 97					<input checked="" type="checkbox"/>			<input checked="" type="checkbox"/>			<input checked="" type="checkbox"/>
F 4006 82	80	80			<input checked="" type="checkbox"/>			<input checked="" type="checkbox"/>			<input checked="" type="checkbox"/>
F 4006 98					<input checked="" type="checkbox"/>			<input checked="" type="checkbox"/>			<input checked="" type="checkbox"/>
F 4006 83	100	125			<input checked="" type="checkbox"/>			<input checked="" type="checkbox"/>			<input checked="" type="checkbox"/>
F 4006 99					<input checked="" type="checkbox"/>			<input checked="" type="checkbox"/>			<input checked="" type="checkbox"/>
F 4006 84	125	180			<input checked="" type="checkbox"/>			<input checked="" type="checkbox"/>			<input checked="" type="checkbox"/>
F 4006 10					<input checked="" type="checkbox"/>			<input checked="" type="checkbox"/>			<input checked="" type="checkbox"/>
F 4006 62	50	23,7	<input checked="" type="checkbox"/>			<input checked="" type="checkbox"/>			<input checked="" type="checkbox"/>		
F 4006 63	65	31,6	<input checked="" type="checkbox"/>			<input checked="" type="checkbox"/>			<input checked="" type="checkbox"/>		
F 4006 64	80	56,9					<input checked="" type="checkbox"/>			<input checked="" type="checkbox"/>	
F 4006 65	100	68		<input checked="" type="checkbox"/>			<input checked="" type="checkbox"/>			<input checked="" type="checkbox"/>	
F 4006 66	125	158,1			<input checked="" type="checkbox"/>			<input checked="" type="checkbox"/>			<input checked="" type="checkbox"/>
F 4006 56	125 HF	179,3			<input checked="" type="checkbox"/>			<input checked="" type="checkbox"/>			<input checked="" type="checkbox"/>
F 4006 67	150	229,3			<input checked="" type="checkbox"/>			<input checked="" type="checkbox"/>			<input checked="" type="checkbox"/>
F 4006 57	150 HF	239			<input checked="" type="checkbox"/>			<input checked="" type="checkbox"/>			<input checked="" type="checkbox"/>
F 4006 68	200	332			<input checked="" type="checkbox"/>			<input checked="" type="checkbox"/>			<input checked="" type="checkbox"/>
F 4006 58	200 HF	358,6			<input checked="" type="checkbox"/>			<input checked="" type="checkbox"/>			<input checked="" type="checkbox"/>
F 4006 48	200 UHF	379,6			<input checked="" type="checkbox"/>			<input checked="" type="checkbox"/>			<input checked="" type="checkbox"/>
F 4006 69	250 SF	495			<input checked="" type="checkbox"/>			<input checked="" type="checkbox"/>			<input checked="" type="checkbox"/>
F 4006 59	250 HF	490			<input checked="" type="checkbox"/>			<input checked="" type="checkbox"/>			<input checked="" type="checkbox"/>
<b>2-port valves</b>	Dim.	kvs									
F 4035 01	15	1	<input checked="" type="checkbox"/>			<input checked="" type="checkbox"/>			<input checked="" type="checkbox"/>		
F 4035 40			<input checked="" type="checkbox"/>			<input checked="" type="checkbox"/>			<input checked="" type="checkbox"/>		
F 4035 11	15	1,6	<input checked="" type="checkbox"/>			<input checked="" type="checkbox"/>			<input checked="" type="checkbox"/>		
F 4035 51			<input checked="" type="checkbox"/>			<input checked="" type="checkbox"/>			<input checked="" type="checkbox"/>		
F 4035 21	15	2,5	<input checked="" type="checkbox"/>			<input checked="" type="checkbox"/>			<input checked="" type="checkbox"/>		
F 4035 61			<input checked="" type="checkbox"/>			<input checked="" type="checkbox"/>			<input checked="" type="checkbox"/>		
F 4035 31	15	4	<input checked="" type="checkbox"/>			<input checked="" type="checkbox"/>			<input checked="" type="checkbox"/>		
F 4035 71			<input checked="" type="checkbox"/>			<input checked="" type="checkbox"/>			<input checked="" type="checkbox"/>		
F 4035 03	25	6,3	<input checked="" type="checkbox"/>			<input checked="" type="checkbox"/>			<input checked="" type="checkbox"/>		
F 4035 43			<input checked="" type="checkbox"/>			<input checked="" type="checkbox"/>			<input checked="" type="checkbox"/>		
F 4035 13	25	10	<input checked="" type="checkbox"/>			<input checked="" type="checkbox"/>			<input checked="" type="checkbox"/>		
F 4035 53			<input checked="" type="checkbox"/>			<input checked="" type="checkbox"/>			<input checked="" type="checkbox"/>		
F 4035 04	32	16		<input checked="" type="checkbox"/>			<input checked="" type="checkbox"/>			<input checked="" type="checkbox"/>	
F 4035 44				<input checked="" type="checkbox"/>			<input checked="" type="checkbox"/>			<input checked="" type="checkbox"/>	
F 4035 05	40	25		<input checked="" type="checkbox"/>			<input checked="" type="checkbox"/>			<input checked="" type="checkbox"/>	
F 4035 45				<input checked="" type="checkbox"/>			<input checked="" type="checkbox"/>			<input checked="" type="checkbox"/>	
F 4035 16	50	40		<input checked="" type="checkbox"/>			<input checked="" type="checkbox"/>			<input checked="" type="checkbox"/>	
F 4035 56				<input checked="" type="checkbox"/>			<input checked="" type="checkbox"/>			<input checked="" type="checkbox"/>	
F 4035 07	65	63			<input checked="" type="checkbox"/>			<input checked="" type="checkbox"/>			<input checked="" type="checkbox"/>
F 4035 47					<input checked="" type="checkbox"/>			<input checked="" type="checkbox"/>			<input checked="" type="checkbox"/>
F 4035 08	80	100		<input checked="" type="checkbox"/>			<input checked="" type="checkbox"/>			<input checked="" type="checkbox"/>	
F 4035 48				<input checked="" type="checkbox"/>			<input checked="" type="checkbox"/>			<input checked="" type="checkbox"/>	
F 4035 09	100	160			<input checked="" type="checkbox"/>			<input checked="" type="checkbox"/>			<input checked="" type="checkbox"/>
F 4035 49					<input checked="" type="checkbox"/>			<input checked="" type="checkbox"/>			<input checked="" type="checkbox"/>
F 4035 10	125	250			<input checked="" type="checkbox"/>			<input checked="" type="checkbox"/>			<input checked="" type="checkbox"/>
F 4035 50					<input checked="" type="checkbox"/>			<input checked="" type="checkbox"/>			<input checked="" type="checkbox"/>
F 4035 41	150	330			<input checked="" type="checkbox"/>			<input checked="" type="checkbox"/>			<input checked="" type="checkbox"/>
F 4035 52					<input checked="" type="checkbox"/>			<input checked="" type="checkbox"/>			<input checked="" type="checkbox"/>
<b>3-port valves</b>	Dim.	kvs									
F 4037 01	15	1	<input checked="" type="checkbox"/>			<input checked="" type="checkbox"/>			<input checked="" type="checkbox"/>		
F 4037 11	15	1,6	<input checked="" type="checkbox"/>			<input checked="" type="checkbox"/>			<input checked="" type="checkbox"/>		
F 4037 21	15	2,5	<input checked="" type="checkbox"/>			<input checked="" type="checkbox"/>			<input checked="" type="checkbox"/>		
F 4037 31	15	4	<input checked="" type="checkbox"/>			<input checked="" type="checkbox"/>			<input checked="" type="checkbox"/>		
F 4037 03	25	6,3	<input checked="" type="checkbox"/>			<input checked="" type="checkbox"/>			<input checked="" type="checkbox"/>		
F 4037 13	25	10	<input checked="" type="checkbox"/>			<input checked="" type="checkbox"/>			<input checked="" type="checkbox"/>		
F 4037 04	32	16		<input checked="" type="checkbox"/>			<input checked="" type="checkbox"/>			<input checked="" type="checkbox"/>	
F 4037 05	40	25		<input checked="" type="checkbox"/>			<input checked="" type="checkbox"/>			<input checked="" type="checkbox"/>	
F 4037 16	50	40		<input checked="" type="checkbox"/>			<input checked="" type="checkbox"/>			<input checked="" type="checkbox"/>	
F 4037 07	65	63			<input checked="" type="checkbox"/>			<input checked="" type="checkbox"/>			<input checked="" type="checkbox"/>
F 4037 08	80	100			<input checked="" type="checkbox"/>			<input checked="" type="checkbox"/>			<input checked="" type="checkbox"/>
F 4037 09	100	160			<input checked="" type="checkbox"/>			<input checked="" type="checkbox"/>			<input checked="" type="checkbox"/>
F 4037 10	125	250			<input checked="" type="checkbox"/>			<input checked="" type="checkbox"/>			<input checked="" type="checkbox"/>
F 4037 41	150	330			<input checked="" type="checkbox"/>			<input checked="" type="checkbox"/>			<input checked="" type="checkbox"/>

- direct installation



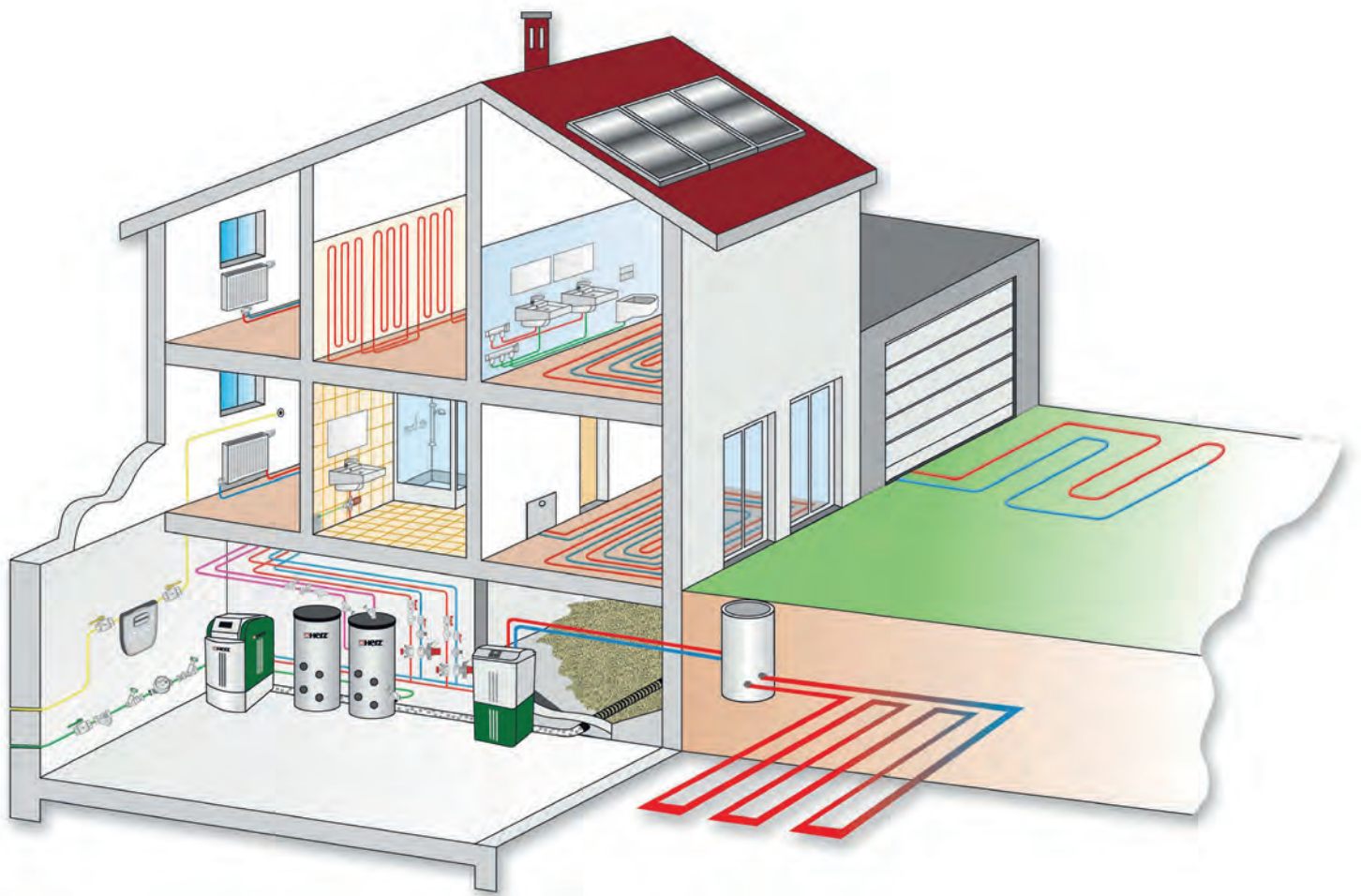
# Article Number Index

Article number	Page	Article number	Page	Article number	Page	Article number	Page
6319	236	7075	182, 187	7759	35, 37, 38, 42, 63	9860	21, 24
6329	30, 106	7116	74, 181, 185, 189, 191-193	7760	100	9861	21, 24
6330	63	7120	74, 181, 185, 189, 191-193	7761	65, 99	9900	259
6332	74	7126	185, 189, 191	7762	100	C101	178
6333	74	7132	185, 189	7763	100	C160	178, 179
6350	30	7140	185, 189	7766	98, 137, 171, 172, 228, 230	C200	178, 179
6351	30	7150	185, 189	7767	68	C260	178, 179
6357	30	7163	185, 189	7780	44	C320	178, 179
6362	30	7173	64	7781	44	C400	178
6365	45	7174	64	7783	7, 68-70	C500	178
6367	45, 46, 81	7175	64, 185	7784	7, 69-70	C630	178
6372	265	7176	64	7786	7, 69-70	C750	178
6376	45, 81	7187	64	7795	150		
6379	45, 46	7189	64	7796	143		
6382	137	7200	190	7923	13	D160	178, 179
6383	126, 251-252	7216	74, 130, 165, 183, 188, 192	7924	13, 14	D200	179
6384	107	7217	95	7928	13	D260	179
6385	138, 173	7220	74, 130, 165, 183, 188, 192	7958	13		
6386	109, 133, 139, 172, 231	7226	130, 165, 183, 189	7959	13	E531	236, 266
6387	109, 139, 173	7230	20	7990	142	E532	250, 266
6388	107, 108, 173	7232	183, 188				
6389	136, 173	7235	29				
6390	45, 81, 248	7240	183, 184, 188	8100	66, 236, 248	F010	201
6391	106	7250	184, 188	8422	173	F030	263
6398	45, 81	7260	20, 24, 27, 29	8445	79	F070	262
6403	267	7262	20	8451	173	F080	264
6413	267	7263	184, 188	8525	79, 260	F090	265
6501	83	7275	184	8530	176	F100	264
6502	102	7298	193	8531	253, 254	F110	261, 262, 265
6503	83	7419	23	8532	253	F532	250, 251
6510	83	7420	23	8533	255	F791	150
6512	83	7421	23	8534	253	F798	181
6517	104, 109, 138, 174	7523	36	8535	266, 267	F799	150, 151
6518	107, 174	7524	36	8542	260	F810	152-157
6519	138, 174	7528	36	8543	260	F900	267
6520	174	7623	34, 39, 41, 43	8569	260		
6522	107, 174	7624	34, 39, 41, 43	8570	260		
6600	80	7628	34, 39, 41	8575	249	S910	197, 198
6615	80	7633	8, 34, 41	8631	255	S912	197-199
6616	32	7634	8, 41	8632	255	S913	199
6618	80	7637	66	8633	255	S918	198, 199
6625	80	7638	8, 34, 41	8634	255, 256	S919	198, 199
6630	80	7645	8, 34, 41	8635	126, 258, 259	S940	197
6639	80	7646	8, 34, 41	8732	257	S958	198
6640	105	7648	34	8733	257	S970	197-199
6680	80	7650	66	8735	258, 259		
6701	82	7658	34, 41	8800	230		
6702	82	7659	34, 41	8900	104		
6705	82, 106	7683	7	8903	104		
6710	82	7684	7				
6800	80	7688	67				
6807	44	7708	142, 143	9102	17, 22, 25, 28, 101		
6808	44	7711	144, 145, 149	9200	4, 18, 21, 25, 27, 29, 53, 55		
6809	44	7712	146, 148, 245, 247	9201	43, 229, 245		
6810	82	7713	36, 147	9230	11, 20, 24, 27-28		
6819	44, 80, 105, 265	7714	36	9238	11		
6822	17, 71	7715	36	9239	12		
6823	48	7716	36	9260	20, 24, 27, 29		
6824	48	7717	36	9330	22, 26, 28		
6833	48	7718	36	9352	22, 26, 28		
6848	48	7718	36	9355	22, 26, 28		
6890	45, 82	7723	35, 37-39, 42, 98	9358	22, 26, 28		
		7724	4, 35, 37-39, 42	9420	26		
		7727	63	9421	23, 26, 233		
		7728	35, 37, 38, 42, 63	9430	22, 26		
		7733	35, 37, 42	9460	22, 26		
		7734	42	9551	31		
		7738	35, 42	9552	31		
		7740	30	9553	31		
		7745	35, 37, 42, 65	9554	31		
		7746	35, 37, 42, 65	9596	31		
		7748	35, 37	9597	31		
		7758	35, 37, 38, 42, 63	9599	31		
7010	190						
7016	181, 182, 186, 187, 190, 194						
7020	181, 182, 186, 187, 190, 194						
7026	181, 182, 186, 187, 190, 194						
7032	181, 182, 186, 187, 194						
7040	181, 182, 186, 187, 194						
7050	181, 182, 186, 187, 194						
7063	182, 186, 187, 194						

The HERZ order numbers have seven digits. Digits 2-5 indicate the actual article number; the last two digits indicate the design variant. To make the article number index easier to use, only the four-digit article numbers are given.







## HERZ Armaturen Ges.m.b.H.

Richard-Strauss-Straße 22, 1230 Vienna, Austria

T: +43 1 616 26 31 - 0

F: +43 1 616 26 31 - 227

E-Mail: [office@herz.eu](mailto:office@herz.eu)

[www.herz.eu](http://www.herz.eu)



 HERZ Armaturen GesmbH - Wien

 Herz Armaturen Ges.m.b.H.

 herz.armaturen

 Herz Armaturen Ges.m.b.H.

DVR 0092541  
GLN 9004174000003  
ARA 2102

Handelsgericht Wien  
FN 101 622 w



Weil's ohne  nicht geht

