



LED Waterproof Power Supply(C&V)

- Protections: short circuit/over load/over voltage/over temperature
- Gallium nitride technology scheme, small size, easy installation
- IP67 design for indoor or outdoor installation
- It can be used in dry, wet and rainy environment
- Cooling by free air, high reliability
- 100% full load burn-in test
- Suitable for internal lights application for I / II / III.
- Widely used in LED lighting and IT equipment
- Compliance to worldwide safety regulation for led lightings.



SELV

IP67

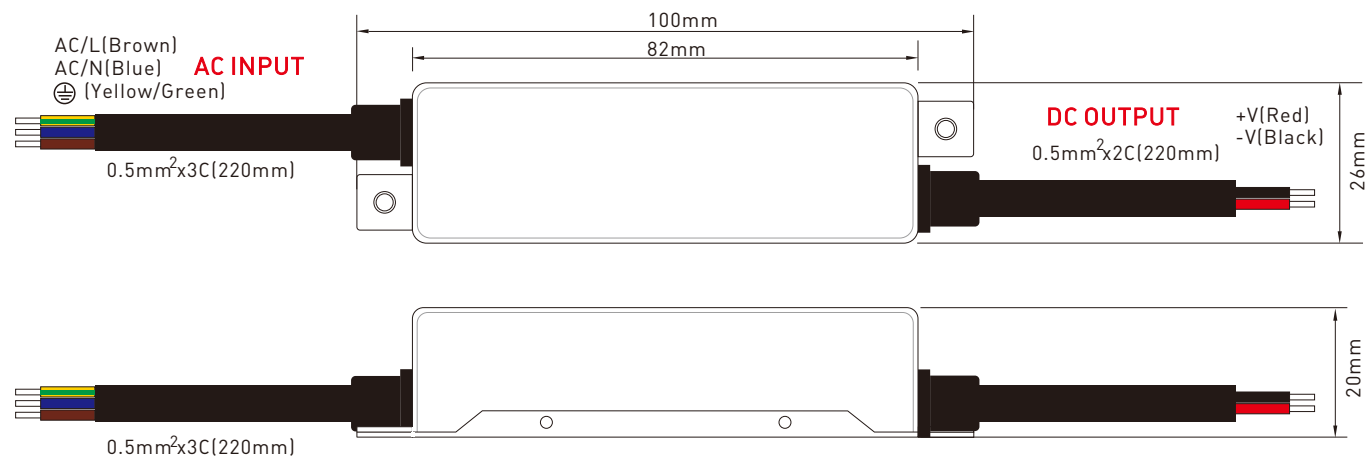


Specification

Model		PVK-30-12	PVK-30-24
OUTPUT	Output voltage	12VDC	24VDC
	Output voltage range	12VDC±0.5VDC	24VDC±0.5VDC
	Output current	Max 2.5A	Max 1.25A
	Output power	Max 30W	
	Output power range	0~30W	
	Ripple & Noise	≤270mV	≤320mV
	Linear Regulation	±1%	
	Load Regulation	±1%	
	Start-up Time (Typ)	100ms/230VAC 100ms/115VAC	
	Hold Up Time(Typ)	40ms/230VAC 13ms/115VAC	
INPUT	Input voltage	90-264Vac	
	Frequency	50/60Hz	
	Input current	0.28A/230Vac or 0.52A/115Vac	
	Power factor	PF>0.6	
	No-load power consumption	< 0.075W	
	Efficiency (typ.)	89%	89%
	Inrush current(typ.)	Cold start45A at 230Vac	
	Control surge capability	L,N:2KV L,N-PE:4KV	
	Leakage current	Max. 0.5mA	
ENVIRONMENT	Working temperature	ta: -30°C~ 50°C tc: 80°C	
	Working humidity	20 ~ 99%RH, condensing(Waterproof)	
	Storage temp., humidity	-40°C ~ 80°C, 10~95%RH	
PROTECTION	Overtemperature	Protection Type: Turn off the output voltage, after the temperature drops, automatically restore the output.	
	Over load protection	Shut down the output when current load ≥105%~150%, auto recovers.	
	Short circuit protection	Protection type: It can be automatically restored after the fault is eliminated.	
SAFETY & EMC	Withstand voltage	I/P-O/P:3750Vac	
	Isolation resistance	I/P-O/P: 100MΩ/500VDC/25°C/70%RH	
	Safety standards	IEC/EN61347;IEC/EN60950;IP67	
	EMC Test Standards	EN55015: 2013;EN61547: 2009; EN61000-3-2:2014; EN61000-3-3:2013	
Reliability and Quality Control	Impact aging	100% of the product is fully loaded and impacted for 4 hours under an environment of at least 40°C±5°C	
	Component derating	Under the steady-state conditions of rated input and output, the stress of components will not exceed its maximum nominal value	
NOTE	1. All parameters not specifically mentioned are measured at 230VAC input, rated load and 25°C ambient temperature. 2. Ripple and noise test method: connect 0.1uF and 47uF capacitors in parallel at the terminal, and measure under 20MHZ bandwidth. 3. Ensure that the power supply is used under the rated parameters and environment.		

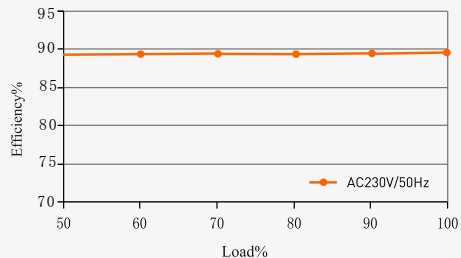
Dimensions

Unit:mm



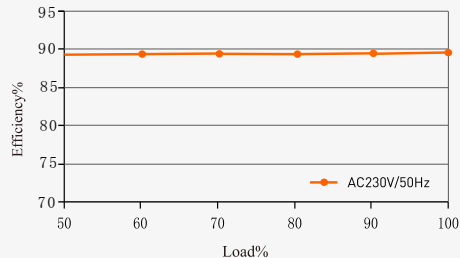
Relationship diagrams

Efficiency vs Load



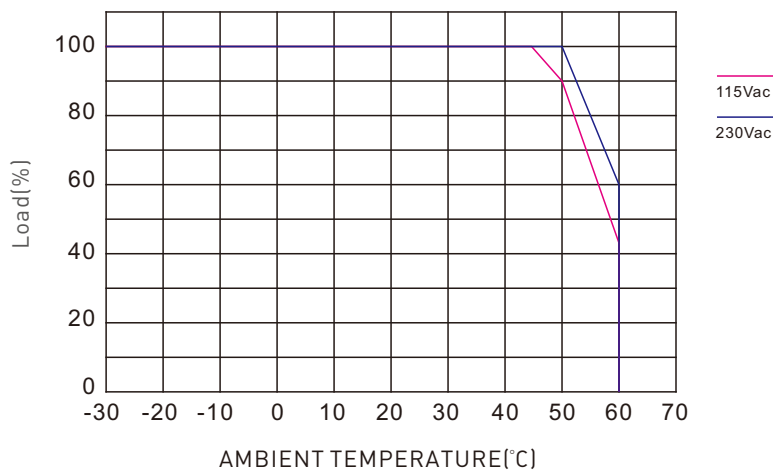
PVK-30-12

Efficiency vs Load



PVK-30-24

Temperature load curve



Packaging Information

DIMENSION	100x26x20mm(LxWxH)
PACKING	mm(LxWxH)
CARTON QUANTITY	PCS
CARTON SIZE	mm(LxWxH)
WEIGHT	117g±10g/PCS