

Mouse finger puppet


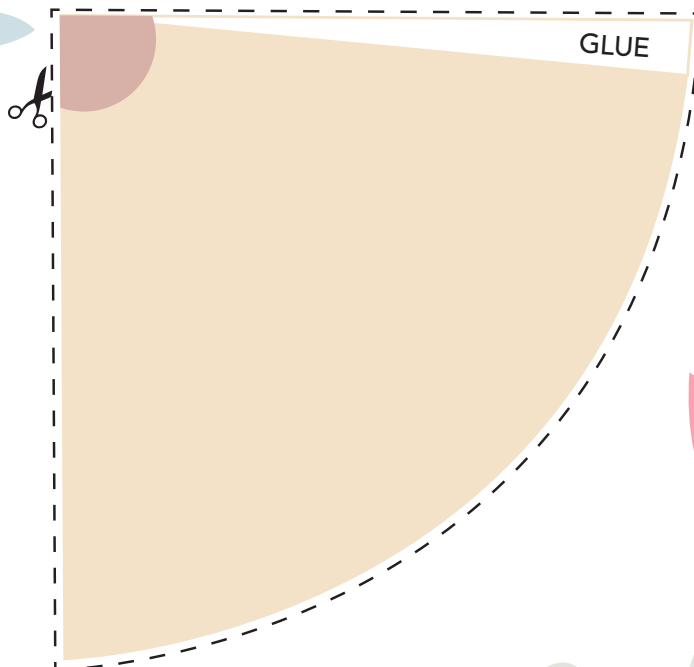
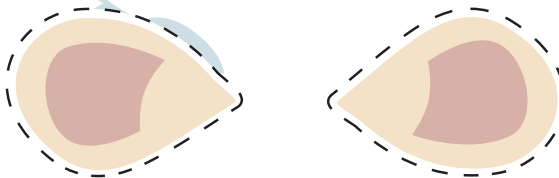
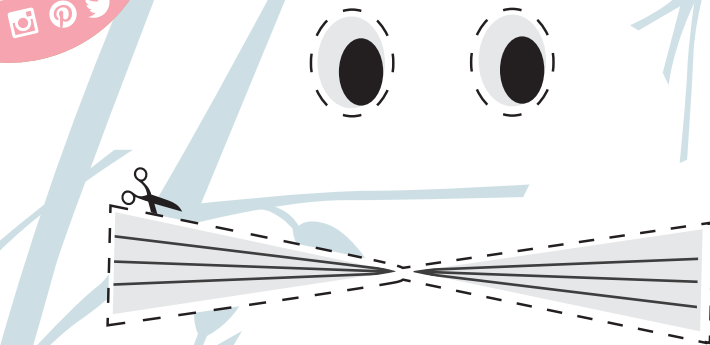
tender leaf®
printables
www.tenderleaftoys.com

Create a cheeky finger mouse puppet by printing out this page and carefully cutting along the dotted lines. All you then need to do is to glue along the area marked GLUE to create a cone-shaped finger puppet then stick on the eyes, whiskers and ears as we have here.

Share
your creations
with us!
#tenderleaftoys
f i p t



Here's some we made!



Top Tip

Cut out the cheese for your finger mouse to nibble on! We printed ours out onto thin card to make it nice and sturdy!

