







































**fischertechnik** 



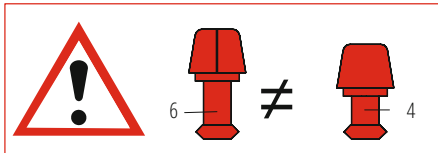
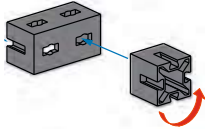
INSTRUCȚIUNI DE ASAMBLARE

**AVANSAT**  
**Ping Pong Bowling**

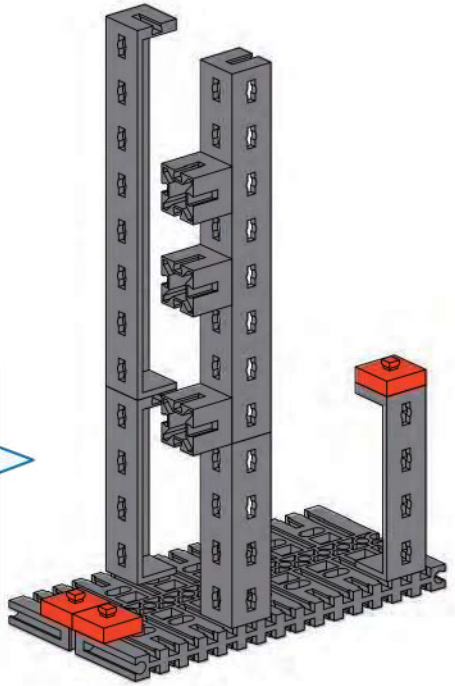
	31597 2x		36323 3x		38260 2x
	31674 1x		36324 4x		38423 2x
	31981 2x		36334 2x		38428 6x
	31982 2x		36921 3x		38546 2x
	32064 1x		36922 2x		121641 1x
	32071 2x		36950 5x		144262 1x
	32850 4x		36952 1x		154452 3x
	35049 8x		37237 10x		154485 1x
	35064 3x		37238 5x		161690 1x
	35066 1x		37468 5x		161691 5x
	35073 5x		37679 1x		199881 1x
	35129 1x		38240 12x		
	36293 2x		38241 2x		



- Atenție! Risc de sufocare! Părți mici ce pot fi înghițite.
- Toate componentele, în special cele mobile, trebuie curățate la fiecare utilizare.
- 
- 
- 

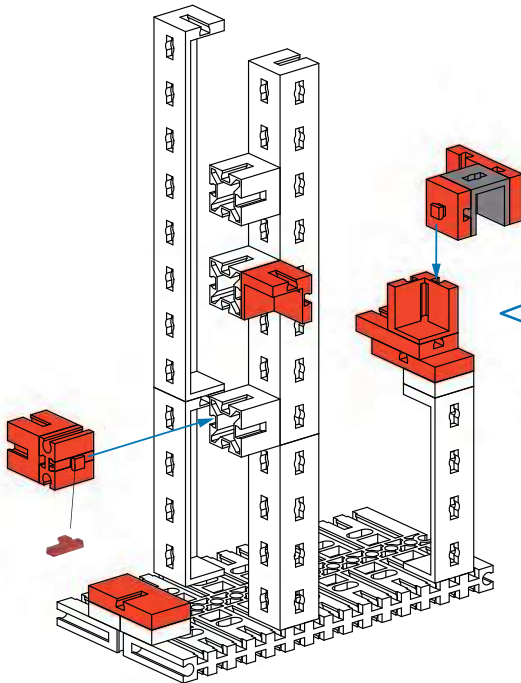


[www.fischertechnik.de/FanClub](http://www.fischertechnik.de/FanClub)



**1**

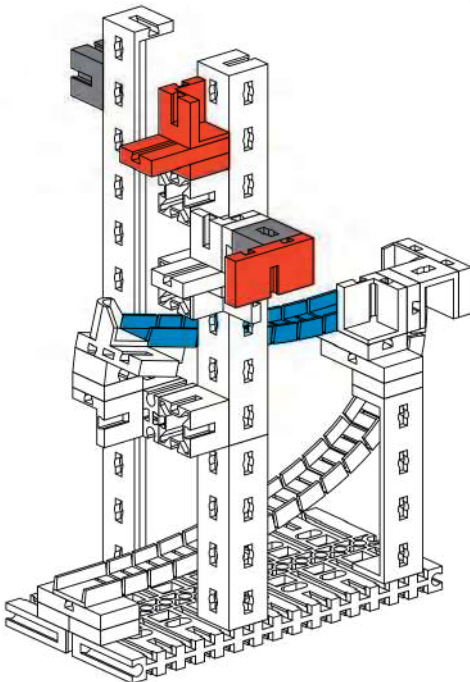
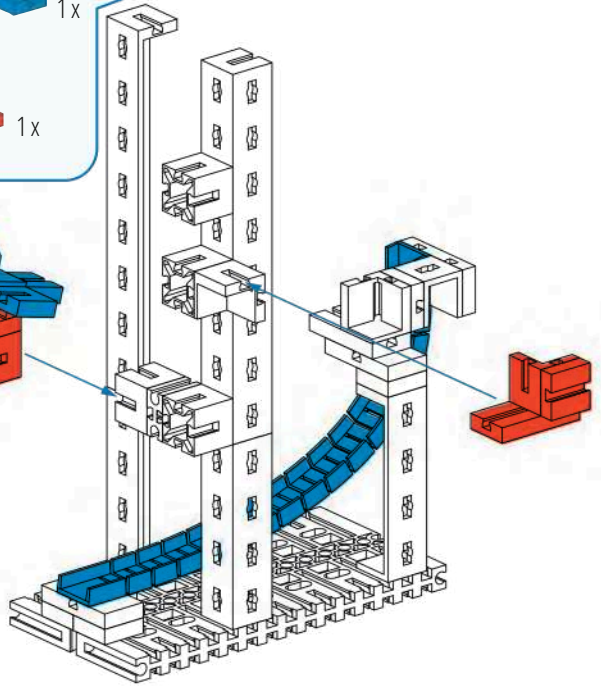
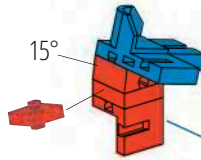
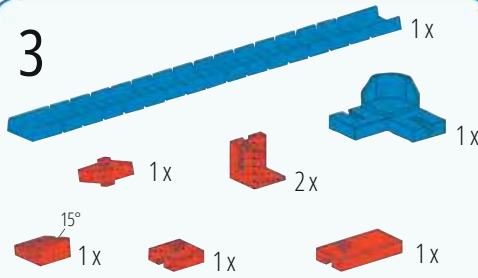
- 1x 1x10 grey Technic beam
- 2x 1x5 grey Technic beam
- 3x 1x2 grey Technic beam
- 3x 1x2 red Technic beam
- 3x 1x2 red Technic connector



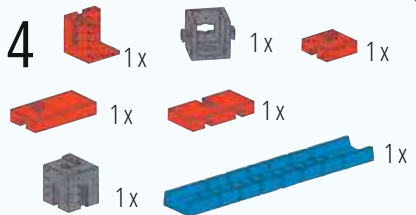
**2**

- 3x 1x2 red Technic beam
- 1x 1x2 grey Technic beam
- 1x 1x2 red Technic connector
- 1x 1x2 red Technic connector
- 3x 1x2 red Technic beam
- 1x 1x2 red Technic beam
- 1x 1x2 red Technic connector

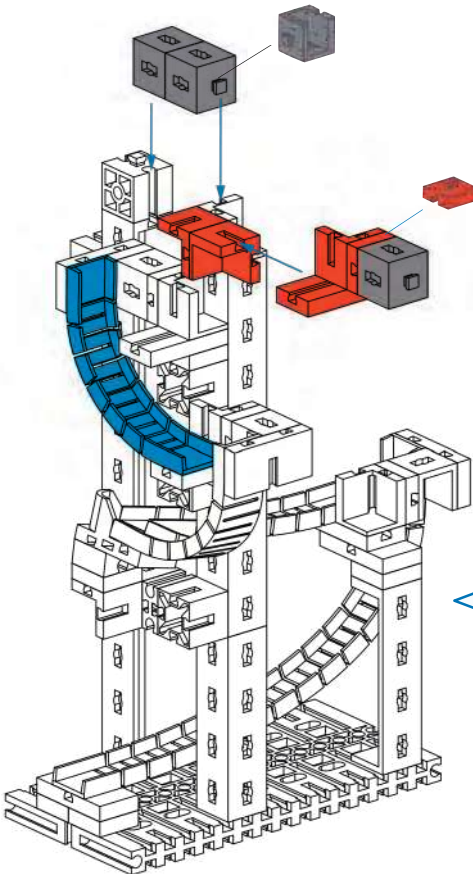

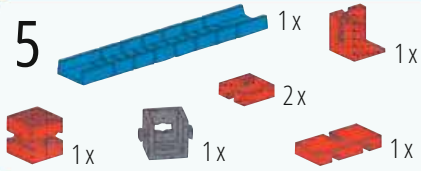
3



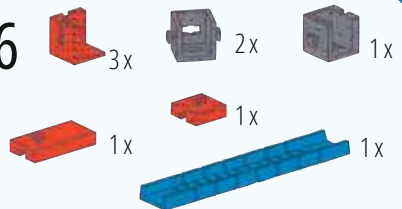
4



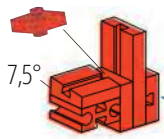
5



6

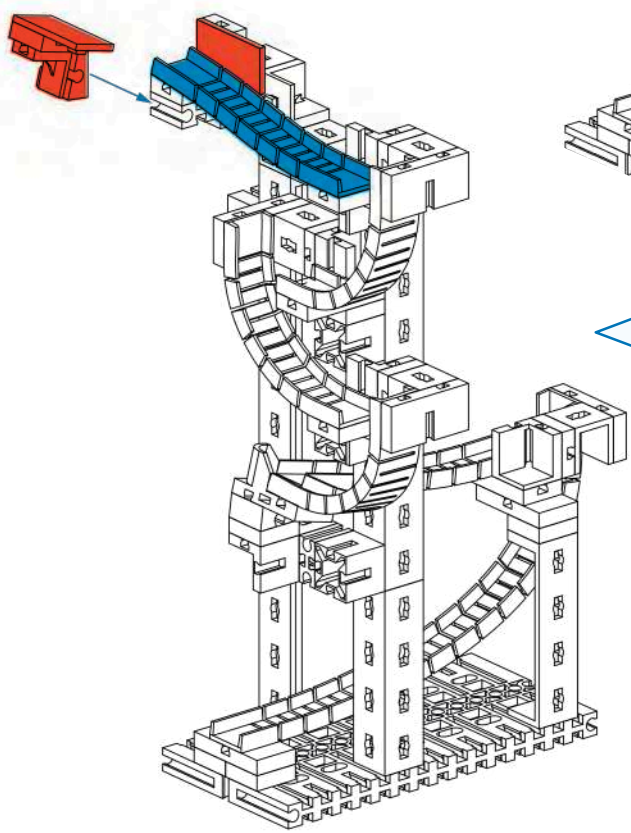
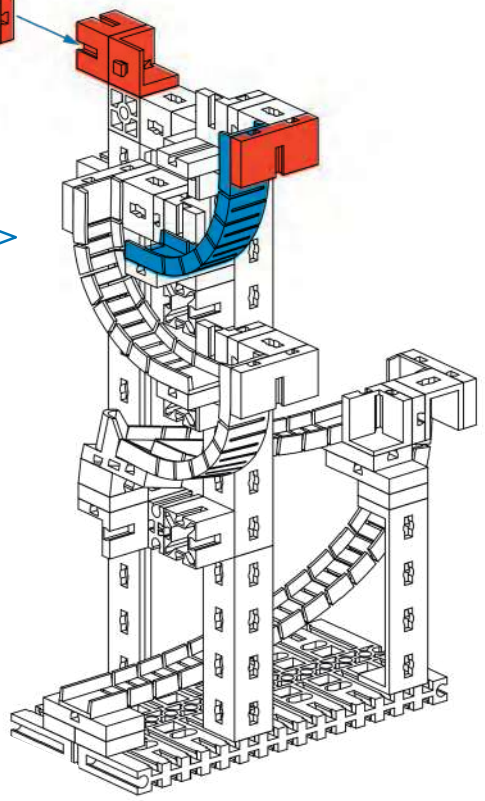
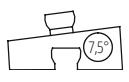






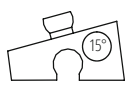
**7**

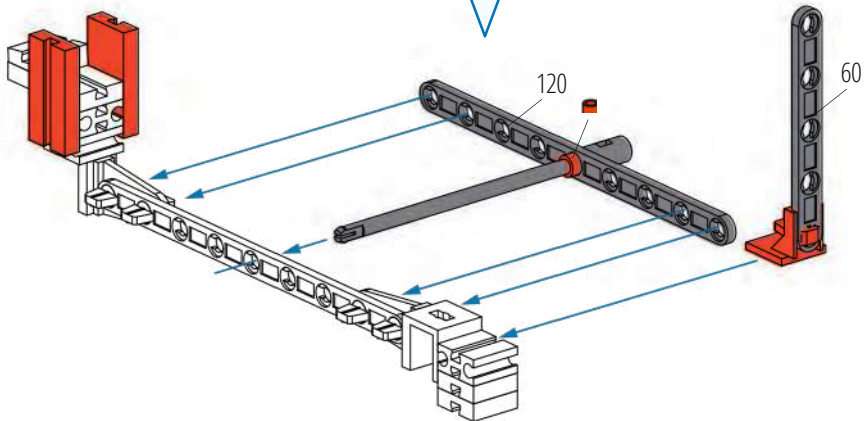

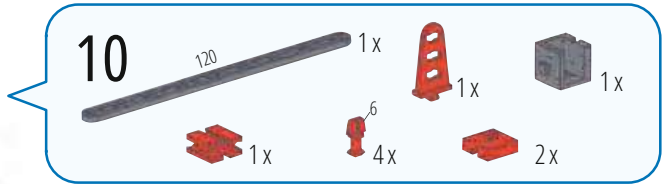
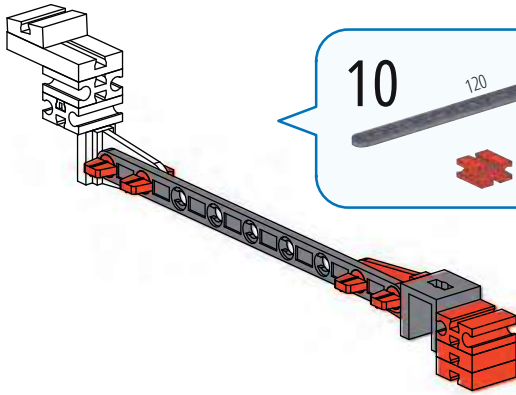
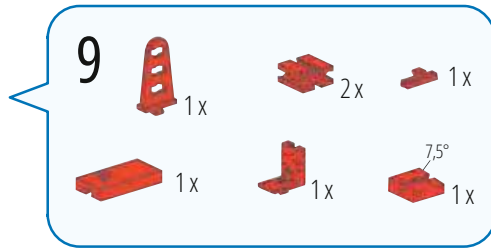

- 1x blue Technic beam (1x10)
- 1x red Technic brick (1x2)
- 2x red Technic brick (1x2)
- 1x red Technic brick (1x2)
- 1x red Technic brick (1x2)
- 1x red Technic brick (1x2)
- 1x red Technic brick (1x2)
- 1x red Technic brick (1x2)
- 1x red Technic brick (1x2)
- 1x red Technic brick (1x2)



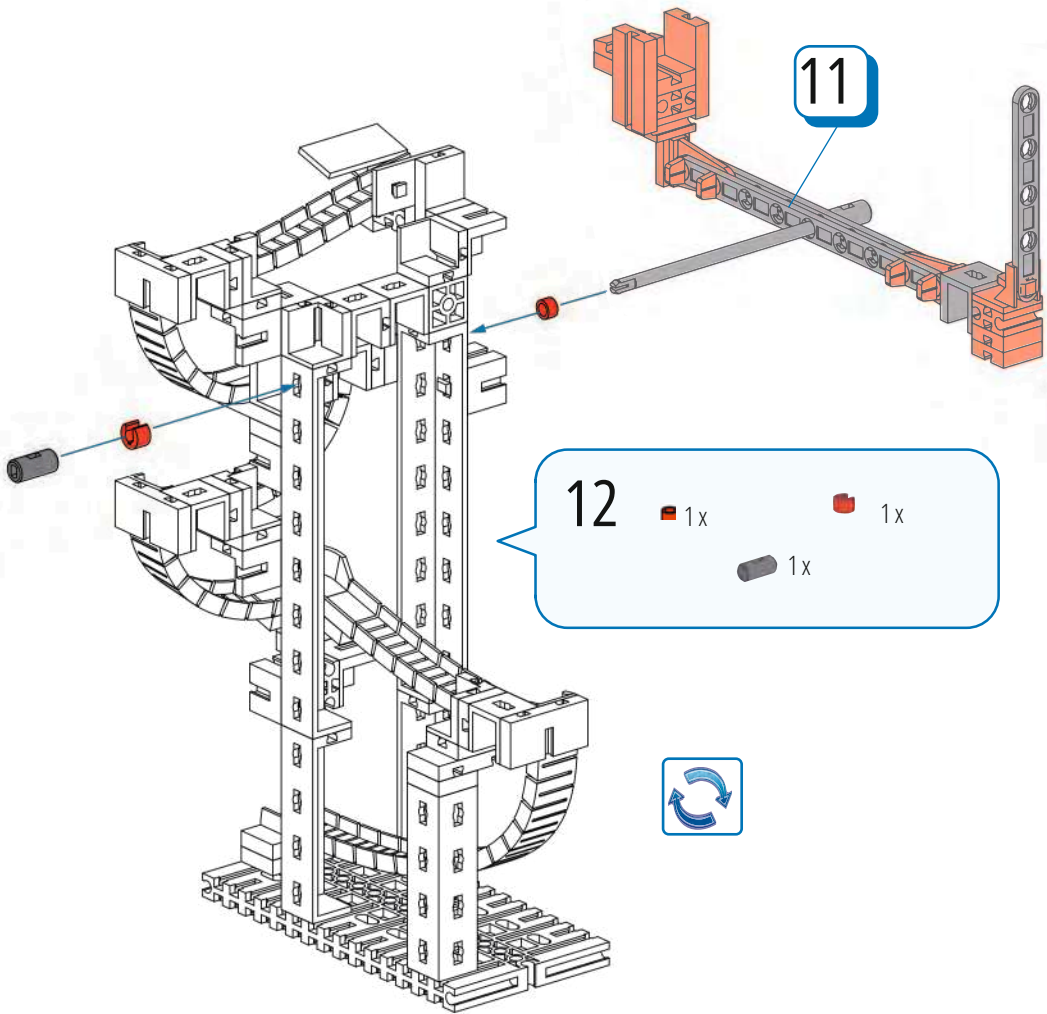
**8**

- 1x blue Technic beam (1x10)
- 2x red Technic brick (1x2)
- 1x red Technic brick (1x2)
- 1x red Technic brick (1x2)
- 1x red Technic brick (1x2)









11

12

1x



1x



1x



13



3x



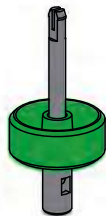
3x



3x



45 mm




3x

14



<sup>4</sup>  
 2x

 2x



## Instrucțiuni

Odată ce ați configurat modelul, sunteți gata.

Scopul jocului: Scopul acestui joc este de a doborî toate obiectele folosind bila de metal.

Aruncarea perfectă: Așezați cele trei obiecte lângă tablă, așa cum este arătat în imagine. Apoi puneți bila de metal în lansator.



Luati mingea de ping-pong și stați la aproximativ 1m distanță de construcție. Poziționați-vă astfel încât partea deschisă a pâlniei să fie îndreptată spre dumneavoastră.



Țintiți și aruncați mingea de ping-pong în pâlnie. Mingea de ping-pong declanșează propulsorul. Bila de metal este plasată pe pistă și se desprinde. Odată ajunsă jos, se rostogolește către obiecte. Le va lovi pe toate?



<https://www.fischertechnik.de/ping-pong-bowling>