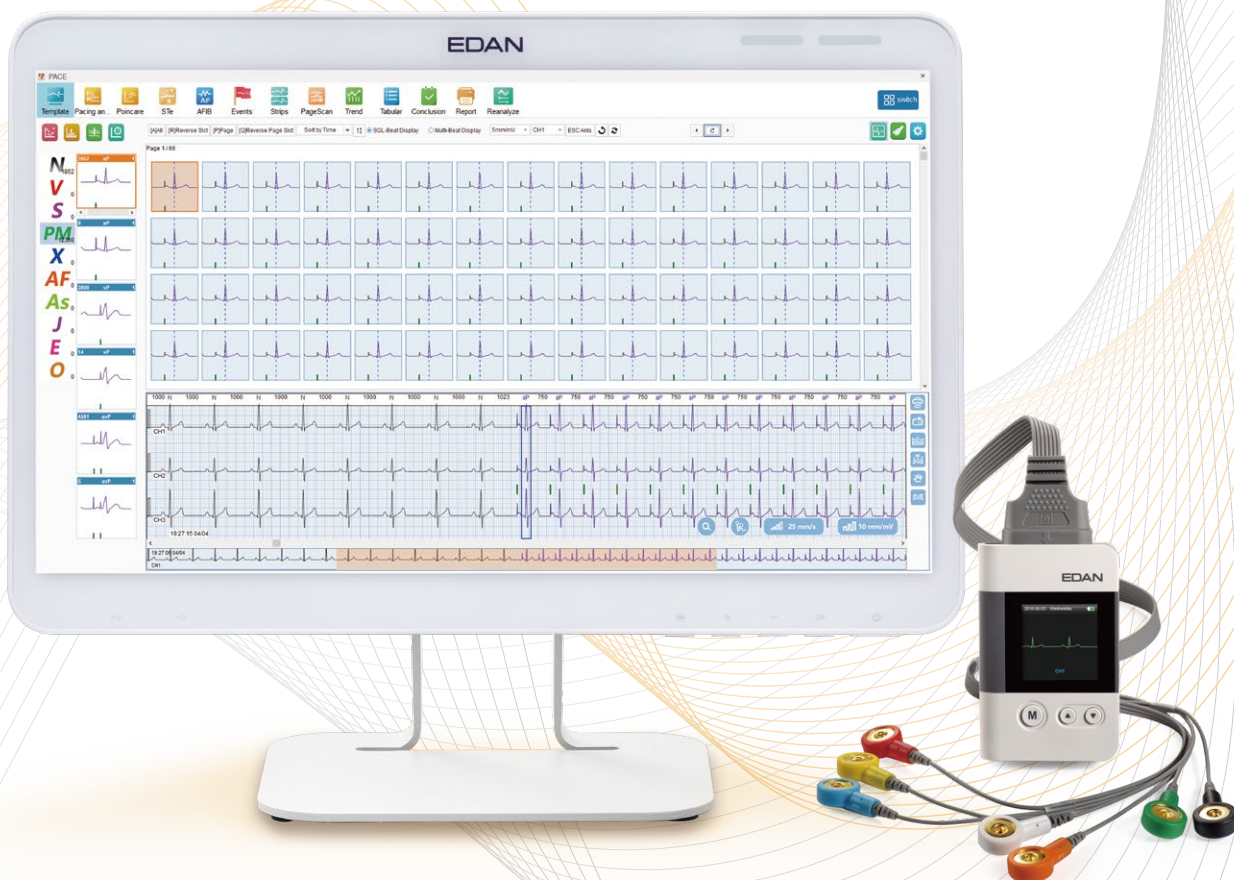


# Work Smarter with Every Click

## SE-2003/SE-2012 Holter System



# Let the software fit your preference

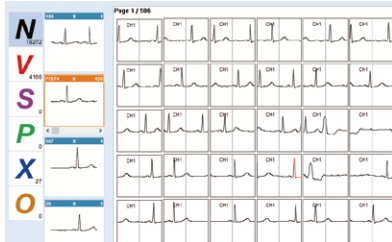
## Quick switch through the customized toolbar

The top toolbar brings access to different function modules.

It can be customized by users based on their preference, bringing a user-defined workflow.

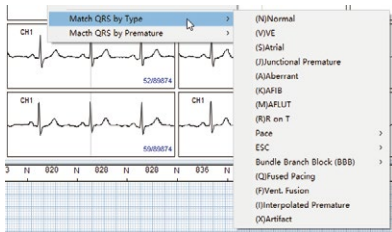


# Speed, Accuracy & Usability



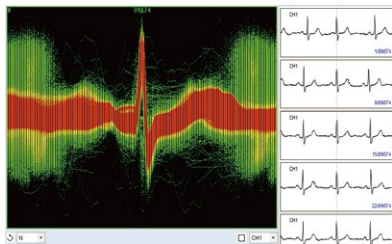
## Efficiency in Templates Classification

Color coded templates labeling for quick recognition  
Multilevel classification of QRS as sub-templates  
Shortcut keys for fast labeling  
Batch insert the tags of undetected heartbeats



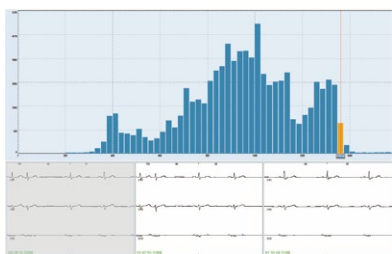
## Dynamic Learning & Searching Engine

- **Match QRS by Type**  
This function automatically categorizes QRS complex whose morphology features are similar with the one you confirmed.
- **Batch-delete Artifact**  
By selecting a certain segment as artifact to delete, this function helps you to filter out all the artifacts similar with the chosen one.



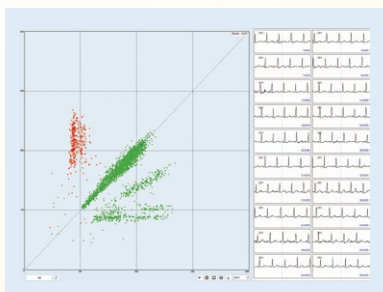
## Waveform Superposition Heat Map

The Waveform Superposition Heat Map shows overlapping waveforms and exposes infrequent segments. This function delivers a quick reference to locate the distinct waveforms for you to review, making your practice more efficient.



## Histogram

A group of Interval Histogram provides an easy access to analyze all the heart beats with different intervals, which helps to quickly locate the infrequent segments and also provides a brief understanding of the patient cardiac condition.



## Lorenz Plots

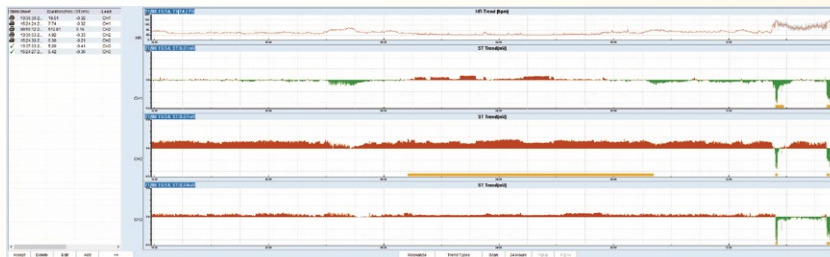
The Lorenz Plots shows the R-R intervals in a visualized way to quickly indicate the nonhomogeneous beat-to-beat variability. You can also reversely select the distinct points to view the corresponding waveforms.



# Sophisticated, Extensive but Simple

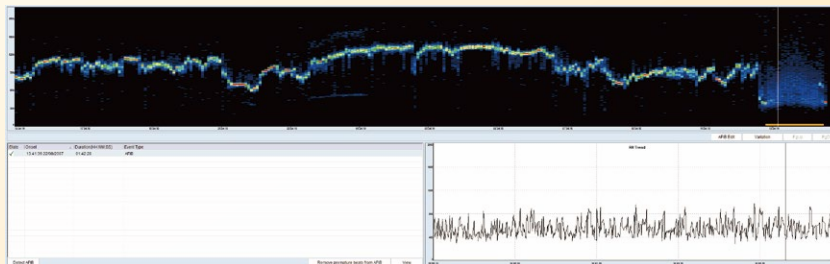
## Automatic ST Evaluation & ST Reanalysis

The ST Elevation/Deviation can be automatically detected and presented in the ST Evaluation Chart, together with the ST color mapping. Without interrupting any previous procedures, you can separately modify the J Point, ST Point and T Wave Offset by reanalyzing ST segment.



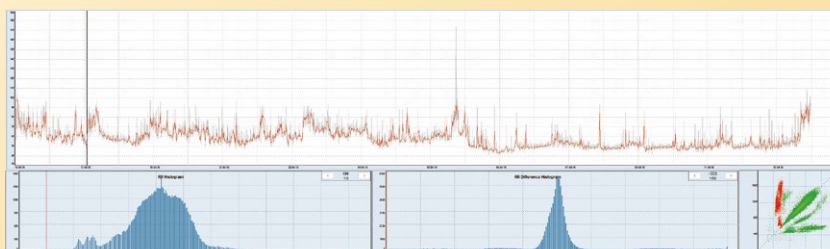
## Automatic AFIB Segments Detection

The atrial fibrillation segments can be automatically detected and presented in the AFIB list, where you can quickly locate and check the distinct period of waveforms. It also supports one-button operation to delete SVE in AFIB period.



## Interactive HRV Analysis

The HRV analysis module brings comprehensive information through Time-domain methods and Frequency-domain methods, presenting Histogram, Trend Graph, Evaluation Table and Spectrum.



# Compact, Light & Waterproof

The Holter Recorder reaches protection grade up to IP27, intending to prevent unexpected damages from water or dust, which maximizes patients' freedom in their daily life and facilitates the cleaning and sterilization procedure in the hospital.



reddot award 2016  
winner



DESIGN  
AWARD  
2016



EDAN Holter Recorder is designed with low power consumption, which enables it to record as long as 8 days with a single piece of Li-ion battery.

# SE-2003/SE-2012 Holter Analysis System

|          |                    |  |
|----------|--------------------|--|
| Recorder | SE-2003            | 3-channel Recorder   |
|          | SE-2012            | 12-channel / 3-channel Recorder  |
| Software | Standard Functions | Dynamic Learning & Searching Function<br>Histogram<br>Lorenz Plot<br>Waveform Superposition Heat Map<br>ST Analysis<br>Atrial Fibrillation Analysis<br>Heart Rate Variability Analysis<br>QT Analysis<br>Page Scan<br>Pacemaker Analysis |
|          | Optional Functions | Waterfall Plot<br>T-wave Alternans Analysis<br>Vector ECG Functions<br>Ventricular Late Potentials Analysis  |



A world of potential

#### Global Headquarters:

Edan Instruments, Inc. | 15 Jinhui Road, Pingshan District, Shenzhen  
518122 P.R. China | +86.755.26898326 | [www.edan.com](http://www.edan.com) | [info@edan.com](mailto:info@edan.com)

#### U.S. and Canada inquiries:

EDAN Diagnostics, Inc. | 9918 Via Pasar, San Diego, CA 92126  
+1.858.750.3066 | [www.edandiagnostics.com](http://www.edandiagnostics.com) | [edan-info@edandiagnostics.com](mailto:edan-info@edandiagnostics.com)

© Edan Instruments, Inc. All rights reserved. Features and specifications are subject to change without prior notice. No reproduction, copy or transmission may be made without written permission. Not all products or features are available in all countries, contact Edan for local availability.

CE 0123  
ENG-ECG-Holter  
V4.5-20240515