



PLUS

Maximum speed:

- up to 1 second for ALT324KF
- up to 3,5 seconds for ALT424K
- up to 6 seconds for ALT624K

FASTLINE

Double built-in flashing light, two-coloured green/red

Double spring (6 m model) to counter balance movement and make it more fluent

Anti-UV rays epoxy power coating

Robust gears and levers for reliable functioning over time

Encoder for obstacle detection and immediate run inversion

For intensive use, for private and public solutions


Energy saving mode

Universal box: bar can be installed both right or left

Possibility to set different speed in opening and closing motion

Integrated receiver

With 24 Vdc control unit CT102 24, (page 142 for technical details)



Double Led flashing light



Metallic gear + shock resistant motor (ALT624K)







CT102 24 control unit



New bar (6m + 8 m)

MODELS

CODE	DESCRIPTION	PCS PALLET
 ALT324KF	Barrier body, 24 Vdc motor, with control unit in box, with encoder, double built-in led flashing light. For 3 m bar, connection for bars included (1 pc)	 5
 ALT424K	Barrier body, 24 Vdc motor, with control unit in box, with encoder, double built-in led flashing light. For 4 m bar, connection for bars included (1 pc)	8
 ALT624K	Barrier body, 24 Vdc motor, with control unit in box, with encoder, double built-in led flashing light. For 6 m bar, connection for bars included (1 pc)	5

		ALT324KF	ALT424K	ALT624K
MECHANICAL DATA				
torque	Nm	40	200	305
working cycle	%	50	80	80
opening time at 90° **	sec	1	3,5	6/*12
ELECTRICAL DATA				
control board		CT102 24F 	CT102 24	CT102 24
power	Vac	230	230	230
consumption	A	1,6	1,3	1,3
absorbed power	W	330	300	300
integrated lights		yes	yes	yes
GENERIC DATA				
protection degree	IP	54	54	54
dimensions (L - D - H)	mm	450 - 280 - 1188	360 - 220 - 1110	450 - 280 - 1188
weight	kg	62	47	67
working temperature	°C	-20 + 55	-20 + 55	-20 + 55
maximum bar length	m	3	4	6 *(8 mt)

* with 8 m bar
** without accessories