

picture(1)



How to use BSport?

Pairing BSport with your phone :

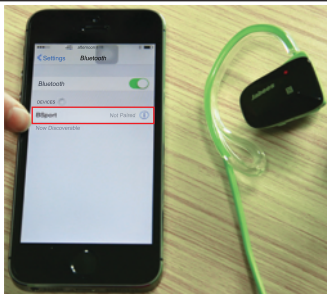
1.When the BSport is off [as picture (1)]

2.Switch on the BSport.

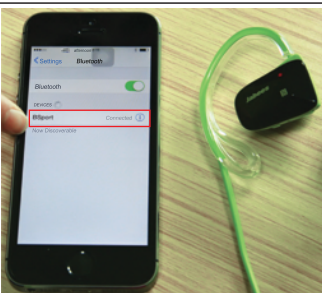
picture(2)




Then you will see the LED light flashes in blue and red alternately to go into pairing mode automatically in about 6 seconds, if there is no other previously paired/ connected devices in the range.



3.Activate Bluetooth on your mobile phone.Set your phone to discover 'BSport' and follow the instruction.



4.Follow the instruction on your phone,confirm to connect BSport.When the phone and BSport are paired and connected, you can use it to enjoy your music or make phone call.



Answering/ Ending the call through BSport:

The users can choose to answer/ end the call through BSport or the mobile phone.



Answering the call through BSport:
Press the MF Button once to answer the call.




During the call state, you can adjust the volume by long pressing the volume button(⏮ , ⏭).



Ending the call through BSport:
Press the MF Button once to end the call.

picture(3)


picture(4)



Here to show you how it looks when you put BSport on ears:

No matter big ears,small ears or even you are wearing glasses,you will always find the most suitable wearing way!

1. When wearing BSport with earhook:



2. When wearing BSport with earhook removed:



Kind reminder: You are suggested to remove the earhook when you are using BSport with glasses.