


## Technical data sheet



# OMEGA MONOTOP 330 SK DUO Roof Underlay

Is a vapour permeable roof underlay for installation directly on the thermal insulation or the wood sheathing. The underlay can be welded on the joints. The roof underlay is suitable for roofs with increased need for rain-tightness (because of small roof pitch for example). According to German classification it is UDB-A and USB-A. The membrane guarantees extreme resistance against wind-driven rain while humidity in form of vapour still can pass the construction. Type: Standard = without adhesive tape, SK DUO = double sided adhesive tape.

## Advantages

- rain-tight
- wind-tight
- six months uv-resistance
- anti-glare
- water-tight
- easily cut

## Field of application

- for vented pitched roofs
- for roofs with increased need for rain-tightness
- for installation directly on thermal insulation / wood sheathing

## Recommended products

	OMEGA QUILLI Sealing Compound
	OMEGA NDB Nail Sealing Tape ESK
	OMEGA NDB Nail Sealing Tape DSK
	PE NDB Nail Sealing Tape DSK
	OMEGA FROZEN Adhesive Paste

## Available dimensions

Article number	Type	Roll width	Roll length	Rolls / Pallet	Total area
20M330P	SK DUO	1.5 m	25 m	24 rolls	900 m <sup>2</sup>

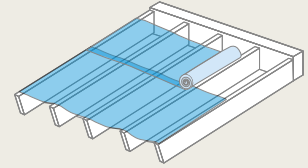
## Technical data

sd-value	0.15 (+0,05 / -0,08) m	Material composition	Monolithic membrane with PES fleece on both sides and two two-way acrylate adhesive strips
Elongation (EN 12311-1) lengthwise	30 % (-10 / +20)	Elongation (EN 12311-1) crosswise	50 % (±20)
Tensile strength (EN 12311-1) lengthwise	550 (-60 / +50) N / 50mm	Tensile strength (EN 12311-1) crosswise	350 (-60 / +50) N / 50mm
Tear propagation resistance (EN 12310-1) lengthwise	250 (-50 / +30) N	Tear propagation resistance (EN 12310-1) crosswise	250 (-50 / +30) N
Thickness	1 mm	Temperature resistance	-40-100 °C
Weight	330 g/m <sup>2</sup>	Colour	Dark grey
UV-resistance	6 months	Resistance to water flow (EN 1928)	W1
Storage	Cool and dry	Fire performance (EN 13501-1 / EN 11925-0)	E

# OMEGA MONOTOP 330 SK DUO Roof Underlay

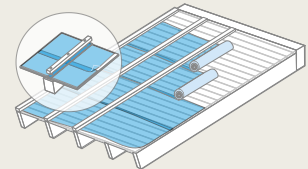
## (1) Underlay (unsupported)

OMEGA Roof Underlay is nailed parallel to the eaves with a slight drape and laid and mechanically fixed above the rafters. Vertical overlaps/joins must always lie on a rafter. All overlaps must be bonded with OMEGA QUILLI Sealing Compound. Horizontal underlay panels can be joined using SK DUO adhesion as provided or with OMEGA QUILLI Sealing Compound.



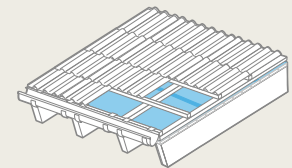
## (2) Underlay (supported)

The roofing membrane is laid on formwork parallel to the eaves as underlay. The sheets are nailed concealed at the ridge edges at a distance of 10 cm (marking edge). All overlaps/connections must be sealed with AIRSTOP ULTRA, AIRSTOP FLEX or the integrated adhesive strips (with sufficient contact pressure). The perforation protection requires sufficient pressure between the counter batten and the roofing membrane.



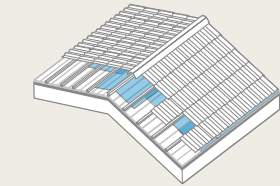
## (3) Eaves construction

We recommend an eaves construction with drainage below the gutter so that snowmelt build-up can easily drain off. We recommend the use of a metal sheet to drain off water.



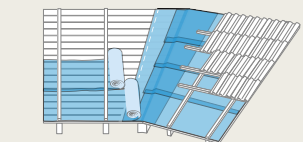
## (4) Ridge area

The ridge area is closed directly when covered with OMEGA roof underlay. This provides immediate protection against water penetration. In non-insulated lofts and/or ventilated interior insulation the ridge formation must be made open: the blankets end 3 cm before the ridge apex, counter battens are mounted and a 50 cm wide strip of OMEGA roof underlay must be attached over the roof apex.



## (5) Valley information

The first step in valley formation is to lay a continuous valley blanket.



## (6) Penetrations

Sections cut out for roof penetrations (extractor pipes, roof windows, chimneys, etc.) should be kept as small as possible and the ends of the sheets must be fixed so that no rain or snow can penetrate. To achieve a perfect seal the suitable adhesive technology by ISOCELL GmbH & Co KG must be used. Make sure that the substrate is clean! The manufacturer can accept no liability for mechanical damage. The applicable regulations and guidelines (e.g. of the ZVDH (Central Association of German Roofers) for Germany, Austrian Standard, ÖNORM B 4119, for Austria, ...) must be observed! *The roof underlay does not replace roof covering. The roof must be covered during the period of the specified weathering time. Early covering has a positive effect on the resistance to ageing.*

