


## Technical data sheet



# OMEGA MONO 230 SK DUO Roof Underlay

Is a non-vapour retardant roof underlay with two two-way acrylate adhesive strips for installation directly on the thermal insulation or the wood sheathing. In accordance with ÖNORM B 4119, the roof underlay is suitable for rainproof under-roofs as well as for under-roofs with increased rainproof properties with a roof pitch of > 15° and a snow load sk of up to 4.0 kN/m² and complies with the classification UDB-A and USB-A in accordance with the ZVDH Directive (ZVDH = German Central Association of the Roofing Trade). Type: Standard = without adhesive tape, SK DUO = double sided adhesive tape.

## Advantages

- raintight
- windtight
- 12 weeks UV-stability
- non-glare
- watertight
- easy to cut

## Field of application

- for vented pitched roofs
- for installation directly on the thermal insulation or the wood sheathing

## Recommended products

	OMEGA NDB Nail Sealing Tape ESK
	OMEGA QUILLI Sealing Compound
	OMEGA NDB Nail Sealing Tape DSK
	PE NDB Nail Sealing Tape DSK
	OMEGA FROZEN Adhesive Paste

## Available dimensions

Article number	Type	Roll width	Roll length	Rolls / Pallet	Total area
2MON0230SKS	SK DUO	1.5 m	50 m	20 rolls	1500 m²
2MON0230	SK DUO	3 m	50 m	20 rolls	3000 m²

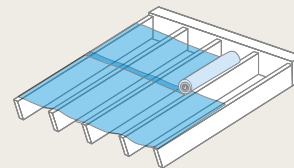
## Technical data

sd-value	0.15 (+0,05) m	Material composition	monolithic membrane with PP fleece on both sides and two-way acrylate adhesive strips
Elongation (EN 12311-1) lengthwise	80 %	Elongation (EN 12311-1) crosswise	80 %
Tensile strength (EN 12311-1) lengthwise	350 (± 50) N/50mm	Tensile strength (EN 12311-1) crosswise	250 (± 50) N/50mm
Tear propagation resistance (EN 12310-1) lengthwise	350 (± 50) N	Tear propagation resistance (EN 12310-1) crosswise	260 (± 40) N
Thickness	0.75 mm	Temperature resistance	-40-80 °C
Weight	230 (± 10) g/m²	Colour	Lightgrey
UV-resistance	12 weeks	Resistance to water flow (EN 1928)	W1
Storage	Cool and dry	Fire performance (EN 13501-1 / EN 11925-0)	E

# OMEGA MONO 230 SK DUO Roof Underlay

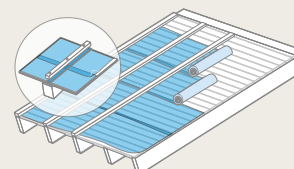
## (1) Underlay (unsupported)

OMEGA Roof Underlay is nailed parallel to the eaves with a slight drape and laid and mechanically fixed above the rafters. Vertical overlaps/joins must always lie on a rafter. All overlaps must be bonded with OMEGA QUILLI Sealing Compound. Horizontal underlay panels can be joined using SK DUO adhesion as provided or with OMEGA QUILLI Sealing Compound.



## (2) Underlay (supported)

The roofing membrane is laid on formwork parallel to the eaves as underlay. The sheets are nailed concealed at the ridge edges at a distance of 10 cm (marking edge). All overlaps/connections must be sealed with AIRSTOP ULTRA, AIRSTOP FLEX or the integrated adhesive strips (with sufficient contact pressure). The perforation protection requires sufficient pressure between the counter batten and the roofing membrane.

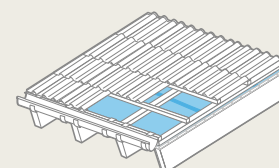


## (3) Eaves construction

We recommend an eaves construction with drainage below the gutter so that snowmelt build-up can easily drain off. We recommend the use of a metal sheet to drain off water.

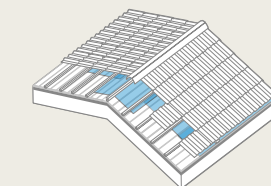
## (4) Ridge area

The ridge area is closed directly when covered with OMEGA roof underlay. This provides immediate protection against water penetration. In non-insulated lofts and/or ventilated interior insulation the ridge formation must be made open: the blankets end 3 cm before the ridge apex, counter battens are mounted and a 50 cm wide strip of OMEGA roof underlay must be attached over the roof apex.



## (5) Valley information

The first step in valley formation is to lay a continuous valley blanket.



## (6) Penetrations

Sections cut out for roof penetrations (extractor pipes, roof windows, chimneys, etc.) should be kept as small as possible and the ends of the sheets must be fixed so that no rain or snow can penetrate. To achieve a perfect seal the suitable adhesive technology by ISOCELL GmbH & Co KG must be used. Make sure that the substrate is clean! The manufacturer can accept no liability for mechanical damage. The applicable regulations and guidelines (e.g. of the ZVDH (Central Association of German Roofers) for Germany, Austrian Standard, ÖNORM B 4119, for Austria, ...) must be observed! *The roof underlay does not replace roof covering. The roof must be covered during the period of the specified weathering time. Early covering has a positive effect on the resistance to ageing.*

